

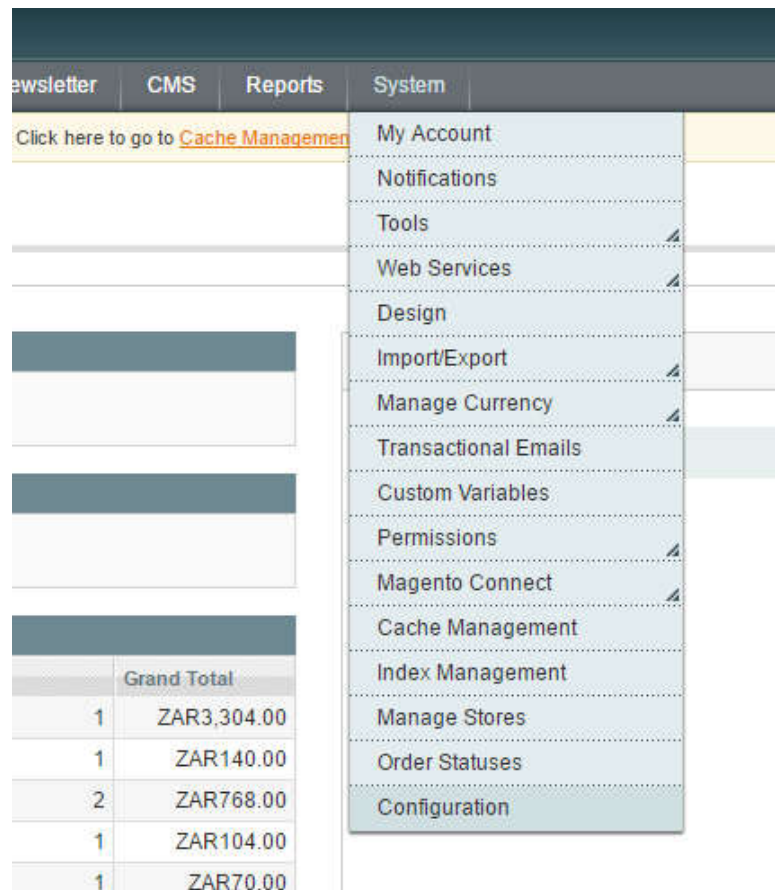
Zapper Payment Extension User Guide for Magento 1.x

The Zapper Magento plugin can be installed by following this link:

https://www.magentocommerce.com/magento-connect/zapper-payments.html?__store=mc_default_store

Once installed, the gateway will need to be enabled via the Magento Admin settings:

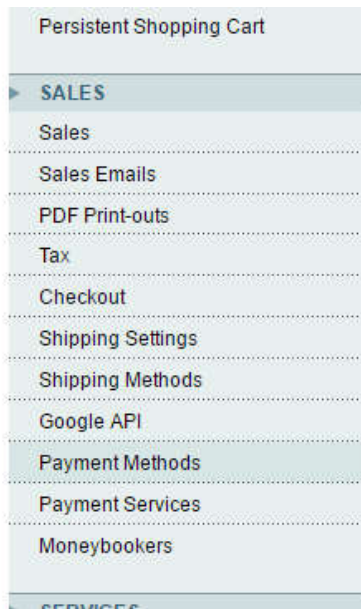
1. Go to Magento Admin and select System and then Configuration.



The screenshot shows the Magento Admin interface. At the top, there are navigation tabs: Newsletter, CMS, Reports, and System. The System tab is active, and a dropdown menu is open, listing various system management options. The 'Configuration' option is highlighted in a darker blue. In the background, a table is visible with a 'Grand Total' row and several data rows.

Grand Total	
1	ZAR3,304.00
1	ZAR140.00
2	ZAR768.00
1	ZAR104.00
1	ZAR70.00

2. Then Select Sales and under sales select the Payment Methods option.



3. Under Payment Methods select Zapper Deep Linking

- Fill in your Zapper merchant details and click SAVE CHANGES
 - Your Merchant ID, Site ID, Pos Key and POS Token will all be provided by your Zapper contact.
 - This can be requested from Zapper Ecommerce Support (ecommercesupport@zapper.com)
 - The POS Token & Key are merchant unique alpha numeric sequence.
- The following sections will be defaulted:
 - Enabled, Sandbox, Title, New Order Status & Payment from applicable countries.
- The following Section can be left blank:
 - App Name

Authorize.net Direct Post

Authorize.net

Zapper Deep Linking

Enabled	Yes	[WEBSITE]
Merchant ID	<input type="text"/>	[STORE VIEW]
	▲ Zapper Merchant ID. Ex: 1740	
Site ID	<input type="text"/>	[STORE VIEW]
	▲ Zapper Site ID. Ex: 1406	
POS Key	<input type="text"/>	[WEBSITE]
	▲ Zapper POS Key. Ex: 12345678-1234-5678-1234-123456789012	
POS Token	<input type="text"/>	[WEBSITE]
	▲ Zapper POS Token. Ex: 12345678-1234-5678-1234-123456789012	
App Name	<input type="text"/>	[STORE VIEW]
Sandbox	No	[WEBSITE]
	▲ Put the system in Sandbox Mode.	
Title	Pay with Zapper	[WEBSITE]
	▲ The title of the payment method shown "Payment Information".	
New Order Status	Complete	[WEBSITE]
Payment from applicable countries	All Allowed Countries	[STORE VIEW]
Payment from Specific countries	<input type="text"/> <ul style="list-style-type: none"> Uzbekistan Vanuatu Vatican City Venezuela Vietnam Walls and Futuna Western Sahara Yemen 	[STORE VIEW]

Customer Experience


1. A customer will add one or items to their cart, as they choose.

Magento®

ACCOUNT CART

Search entire store here...

HOME / SAMSUNG S24E390H SERIES 3 23" LED MONITOR



SAMSUNG S24E390H SERIES 3 23" LED MONITOR

IN STOCK ZAR3,299.00


Samsung S24E390H Series 3 23" Led Monitor

Define your space with a stylish new design accentuated by slim bezels and soft blue light.

Qty: [ADD TO CART](#)

[Add to Wishlist](#) [Add to Compare](#) [✉](#) [f](#) [t](#)

MORE VIEWS



- When the user is ready to pay, view the cart and click **PROCEED TO CHECKOUT**


The screenshot displays the Magento shopping cart interface. At the top, there is a search bar and a 'PROCEED TO CHECKOUT' button. Below the search bar, the cart items are listed in a table with columns for Product, Price, Qty, and Subtotal. A notification banner indicates that a Samsung S24E390H Series 3 23" LED Monitor was added to the cart. To the right of the cart items, there are sections for 'DISCOUNT CODES' and 'ESTIMATE SHIPPING AND TAX'. The 'ESTIMATE SHIPPING AND TAX' section includes dropdown menus for Country (United States), State/Province (Please select region, state), and Zip. Below these sections, the subtotal is shown as ZAR3,299.00, and the grand total is ZAR3,299.00. A 'PROCEED TO CHECKOUT' button is located at the bottom right of the cart summary.

- Go through the normal Steps until Payment Method and then select "Pay with Zapper"
 - A dynamic QR with a prepopulated amount based on the cart total.
 - Scan the QR Code with the Zapper App and Pay

The screenshot shows the '5 PAYMENT INFORMATION' section of the checkout process. The 'Pay with Zapper' option is selected. Below this, a large box contains a QR code and the text 'Pay now with zapper™'. To the right of the QR code, it says 'You are about to pay R3304.00 to QA_Magento_404798'. Below the QR code box, there are three radio button options: 'Pay with Zapper' (selected), 'Check / Money order', and 'Credit Card (saved)'.

- Successful Payment
 - UI will update to reflect the successful payment
 - Once the payment is completed, click **CONTINUE**

Pay with Zapper



Payment Successful

R3304.00

to QA_Magento_404798

Zapper ID - WYQY5RDJRX5U

Check / Money order

Credit Card (saved)

[CONTINUE](#) [← Back](#)

5. Review your order as per normal step 6 and click PLACE ORDER
 - Order is shown as completed and paid for.

6 ORDER REVIEW

PRODUCT	PRICE	QTY	SUBTOTAL
SAMSUNG S24E390H SERIES 3 23" LED MONITOR	ZAR3,299.00	1	ZAR3,299.00
Subtotal			ZAR3,299.00
Shipping & Handling (Flat Rate - Fixed)			ZAR5.00
Grand Total			ZAR3,304.00

[PLACE ORDER](#) [Forgot an Item? Edit Your Cart](#)

6. Your order will show as completed.

YOUR ORDER HAS BEEN RECEIVED.

THANK YOU FOR YOUR PURCHASE!

Your order # is: 100000025.

You will receive an order confirmation email with details of your order and a link to track its progress.

[CONTINUE SHOPPING](#)

Admin view

In the Admin view it will show the order being paid for in Full as well as the details that it was paid by with Zapper.

Comments History

Add Order Comments:

Status: Processing

Comment:

Notify Customer by Email Visible on Frontend Submit Comment

26 May 2018 10:09:15 | Processing
Customer Not Notified
The user completed payment with the Zapper App

26 May 2018 10:09:15 | Processing
Customer Notification Not Applicable
Captured amount of ZAR3,304.00 online.

26 May 2018 10:09:10 | Complete
Customer Notified ✓

Order Totals	
Subtotal	ZAR3,299.00
Shipping & Handling	ZAR5.00
Grand Total	ZAR3,304.00
Total Paid	ZAR3,304.00
Total Refunded	ZAR0.00
Total Due	ZAR0.00