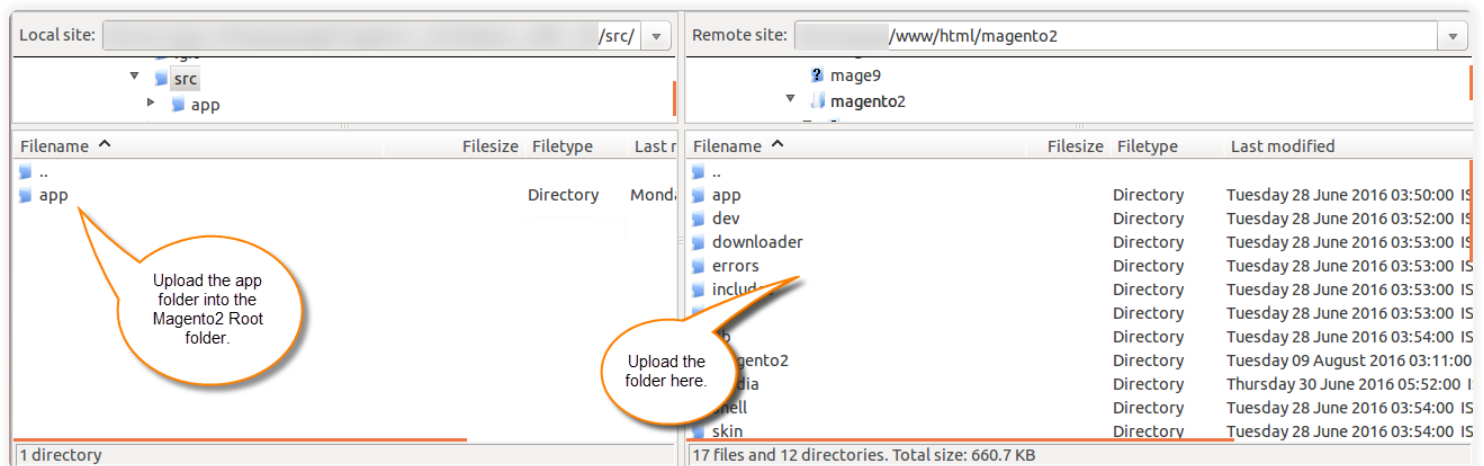


# Show Price After Login V4.0.0

---

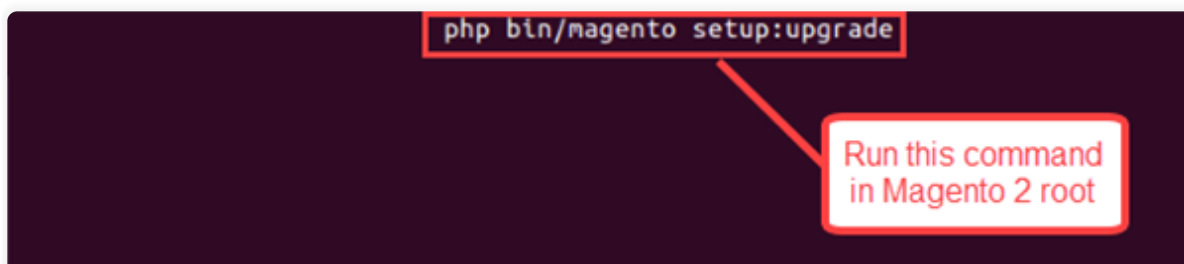
## Module Installation

Customers will get a **zip folder** and they have to extract the contents of this zip folder on their system. The extracted folder has an **src** folder, inside the src folder you have the **app** folder. You need to transfer this **app** folder into the Magento2 root directory on the server as shown below.

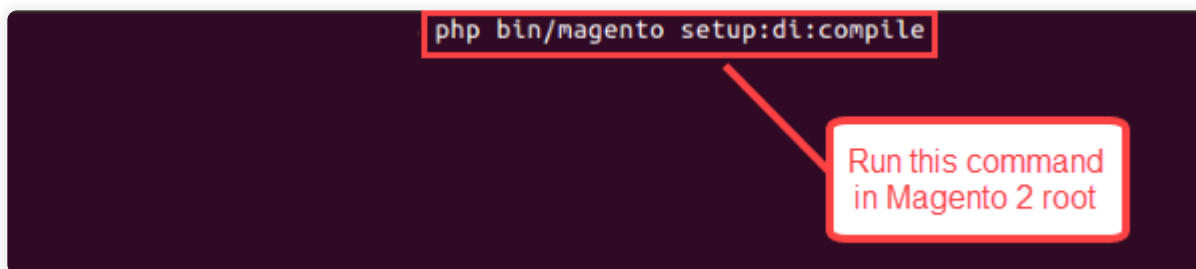


After the successful installation, you have to **run these commands** in the **Magento2 root** directory:

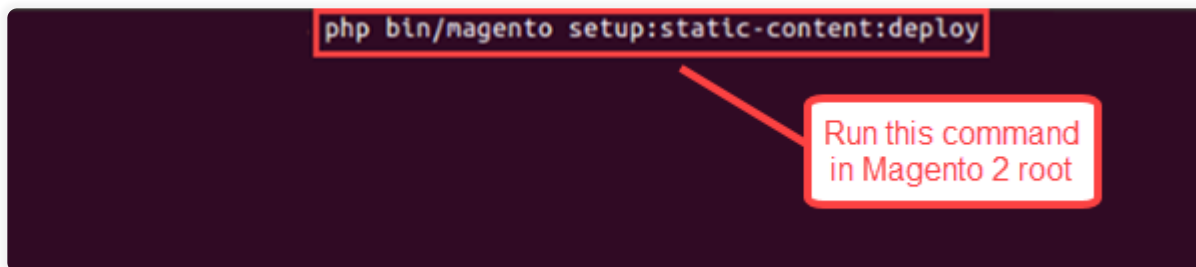
**First command** – `php bin/magento setup:upgrade`



## Second Command – php bin/magento setup:di:compile



## Third Command – php bin/magento setup:static-content:deploy



After running the commands, you have to flush the cache from Magento admin panel by navigating through->**System->Cache management** as shown below.

The screenshot shows the Magento admin panel's "Cache Management" page. At the top right, there are "System Messages: 1" and a user profile "admin". Below the header, there are two buttons: "Flush Cache Storage" (highlighted with a red box) and "Flush Magento Cache". A callout bubble points to the "Flush Cache Storage" button with the text "Click here to flush the Cache Storage." Below the buttons, a green message box states "You flushed the cache storage." Below this, there are "Refresh" and "Submit" buttons, and a note "12 records found". A table lists the following cache types and their statuses:

Cache Type	Description	Tags	Status
<input type="checkbox"/> Configuration	Various XML configurations that were collected across modules and merged.	CONFIG	ENABLED
<input type="checkbox"/> Layouts	Layout building instructions.	LAYOUT_GENERAL_CACHE_TAG	ENABLED
<input type="checkbox"/> Blocks HTML output	Page blocks HTML.	BLOCK_HTML	ENABLED
<input type="checkbox"/> Collections Data	Collection data files.	COLLECTION_DATA	ENABLED
<input type="checkbox"/> Reflection Data	API interfaces reflection data.	REFLECTION	ENABLED

That's all for the installation of **Show Price After Login**, still have any issue feel free to add a ticket and let us know your views to make the module better

<https://webkul.uvdesk.com/>