

Show Price After Login

webkul.com/blog/show-price-login-magento2/

Show Price After Login module allows the store owner to display product price and “Add to cart” button after login. The Product price and “Add to cart” button will not display until the customer does not log in to the Store.

The admin can select multiple customer groups who can view the price and add to cart button. Show price after login module can further be customized according to product priority also.

The Admin can set the customized title for “Add to Cart” button & redirecting URL for the users who can't view the price and Add to Cart button. This is a wonderful stand-alone module.

Features of Show Price After Login

- The admin can set the Show Price After Login module status as Yes or No.
- The admin can select multiple customer groups who can view the prices and add to cart button from the configuration.
- The admin can select the categories for which the product price should be displayed in the store.
- The admin can set a customized title for “Add to Cart” button & redirecting URL for the users who can't view the price and Add to Cart button.
- Show price after login can also be configured according to the product configuration/general configuration.
- The admin can further select multiple customer groups who can view prices of specific products.
- Price and add to cart button will not display until the customer does not log in.
- The customer can't add the product to cart without login.
- This module also works with tier price.
- This module works with multi-store and multi-website.
- The codes are open source so it can be customized easily.

Admin Configuration

After successfully installing this module, navigate through **Stores->Configuration->Show Price After Login**.

General Settings- The admin can enable or disable the module from the backend.

Allowed Customer Group- The admin can select the particular group of the customers for whom the admin wants to enable the module.

Enable Category(s) Setting for All User- The admin can enable or disable the category for all users. If this option is enabled by the admin, the admin can select the desired category from the list.

Allowed category for All Users- The product price will be shown to all allowed categories product

Add to Cart label: Here, the admin has three options where the admin can enable or disable the add to cart label. The admin can enter the title for the label and also the admin can enter the redirect url or full url starting with http or https

Configuration Priority: The admin can select either Product Configuration or General Configuration. If Product Configuration selected then the product based configuration will work else general Configuration will work.

Store View: Default Config

WEBKUL

Custom Registration Settings

Demo Management

Show Price After Login

GENERAL

SECURITY

CATALOG

CUSTOMERS

SALES

MAGEPLAZA EXTENSIONS

DOTMAILER

SERVICES

ADVANCED

General Settings

Enabled [store view] Yes

Allowed Customer Groups [store view]

- General
- Wholesale
- Retailer
- VIP

Enabled Category(s) Setting for All User [store view] Yes

Allowed Category(s) for All User [store view]

- Video Download
- Men
- Tops
- Jackets
- Hoodies & Sweatshirts
- Tees
- Tanks
- Bottoms
- Pants
- Shorts

product price will be shown to all allowed categories product

Add to Cart Label

Enabled [store view] Yes

Title [store view] Login To view Price
label for add to cart button

Redirect URL [store view] customer/account/login
relative url or full url starting with http or https

Configuration Priority

Set Configuration Priority [store view] Product Configuration

Product Based Configuration

If the admin has set the configuration priority as "Product Configuration", then show price after login feature can further be customized for specific products.

Now to set **Show Price After Login for products**, navigate through **Catalog-> Products-> Click on Product->Show Price After Login section**.

Enabled – Set this option as **Yes** for showing prices and add to cart button only to selected users of the group.

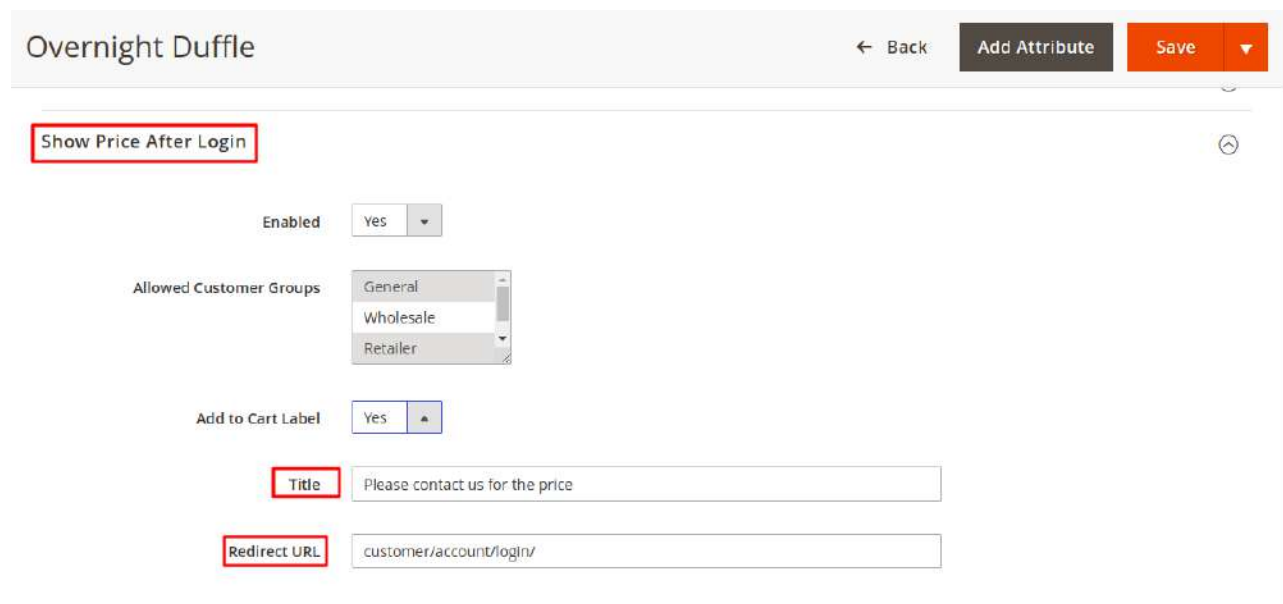
Allowed Customer Groups – Select the customer group(s) who can view the price and add to cart button of this product.

Add to Cart Label Enable/Disable – Select **Yes**, if you want to show a customized label button on the product page for users who cannot view the price.

Title – Enter the name of the button label.

Redirect URL – Enter the URL of the redirect page for the button.

Click **the Save** button to save your changes.



The screenshot shows the configuration interface for the 'Overnight Duffle' product. At the top, there are navigation buttons: 'Back', 'Add Attribute', and 'Save'. The main section is titled 'Show Price After Login' and contains several settings:

- Enabled:** A dropdown menu set to 'Yes'.
- Allowed Customer Groups:** A multi-select dropdown menu with 'General', 'Wholesale', and 'Retailer' options.
- Add to Cart Label:** A dropdown menu set to 'Yes'.
- Title:** A text input field containing 'Please contact us for the price'.
- Redirect URL:** A text input field containing 'customer/account/login/'.

Show Price After Login at front-end

Now let us see the workflow of this module on the Product Page, Search/Advanced Search Page, & Category Page.

Product Page

At the product page, the customer will not be able to see Price and add to cart button. They will see the "Login To View Price" button like the image below.



Montana Wind Jacket

★★★★☆ 3 Reviews [Add Your Review](#)

IN STOCK
SKU#: MJ03

Qty

1

[Login To view Price](#)

 [ADD TO WISH LIST](#)  [ADD TO COMPARE](#)  [EMAIL](#)

After the successful login, the customer can see Price of the product and Add to cart button on the product page.



Montana Wind Jacket

★★★★☆ 3 Reviews [Add Your Review](#)

As low as

\$49.00

IN STOCK
SKU#: MJ03

Size

Color



Qty

[Add to Cart](#)

 [ADD TO WISH LIST](#)  [ADD TO COMPARE](#)  [EMAIL](#)

Logged In Customer who belongs to Different Customer Group

Now if a customer who is already Logged In but belongs to a different customer group, a message will be shown instead of price and add to cart button. From the screenshot below you can see that the short message is being displayed on the product page as “**Logged in user not allowed to View Price**”.

 Logged in user not allowed to view price



Montana Wind Jacket

★★★★☆ 3 Reviews [Add Your Review](#)

IN STOCK
SKU#: MJ03

Qty

1

[Login To view Price](#)

 [ADD TO WISH LIST](#)  [ADD TO COMPARE](#)  [EMAIL](#)

Search Page

On the Search page, when a customer searches any product and if that customer is not login, then they cannot see product price & Add to Cart button.

Jackets

Shopping Options

- PRICE ▼
- COLOR ▼
- MATERIAL ▼
- STYLE ▼
- CLIMATE ▼

Compare Products

You have no items to compare.



Items 1-10 of 11

Sort By Position ▼ 



Proteus Fitness Jackshirt

XS S M L XL



[Login To View Price](#)



Montana Wind Jacket

★★★★☆ 3 reviews [add your review](#)

XS S M L XL



[Login To View Price](#)

After login, the customer can see product price on the search page.

Jackets

Shopping Options

- PRICE
- COLOR
- MATERIAL
- STYLE
- CLIMATE

Items 1-10 of 11

Sort By Position

Compare Products
You have no items to compare.

Recently Ordered
Minerva LumaTech™ V-Tee
[Add to Cart](#) [View All](#)



Proteus Fitness Jackshirt

As low as \$45.00

- XS
- S
- M
- L
- XL



[Add to Cart](#)

[Learn More](#)



Montana Wind Jacket

3 reviews [add your review](#)

As low as \$49.00

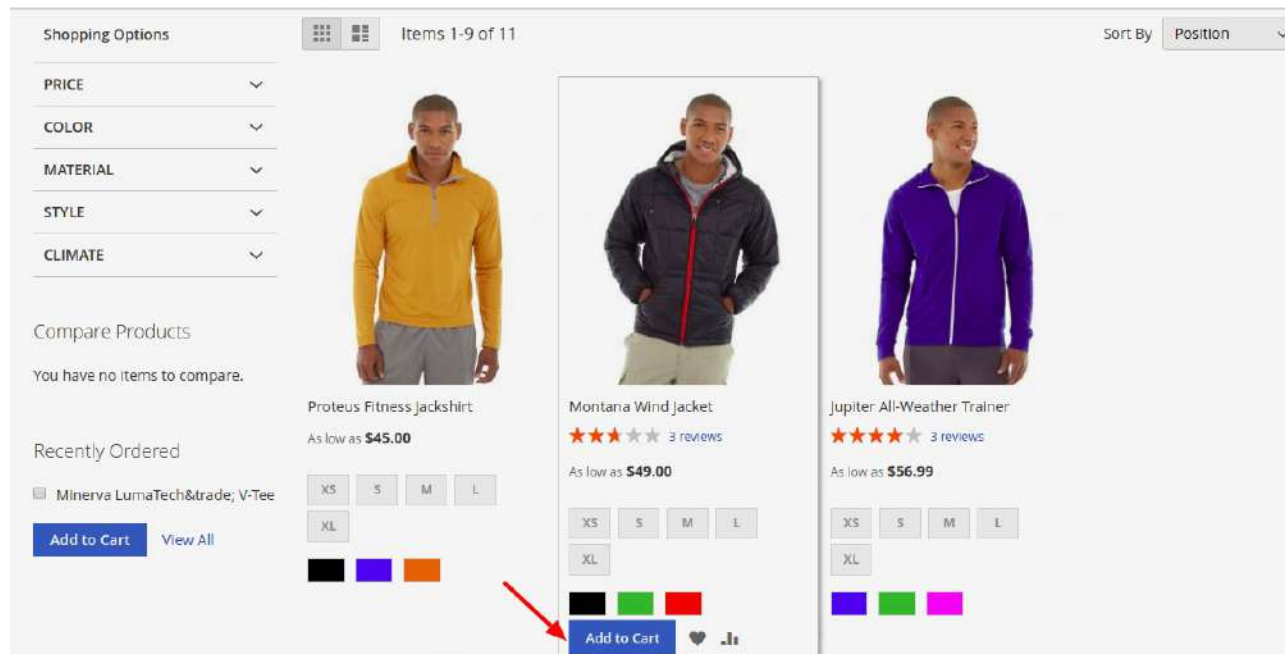
- XS
- S
- M
- L
- XL



[Add to Cart](#)

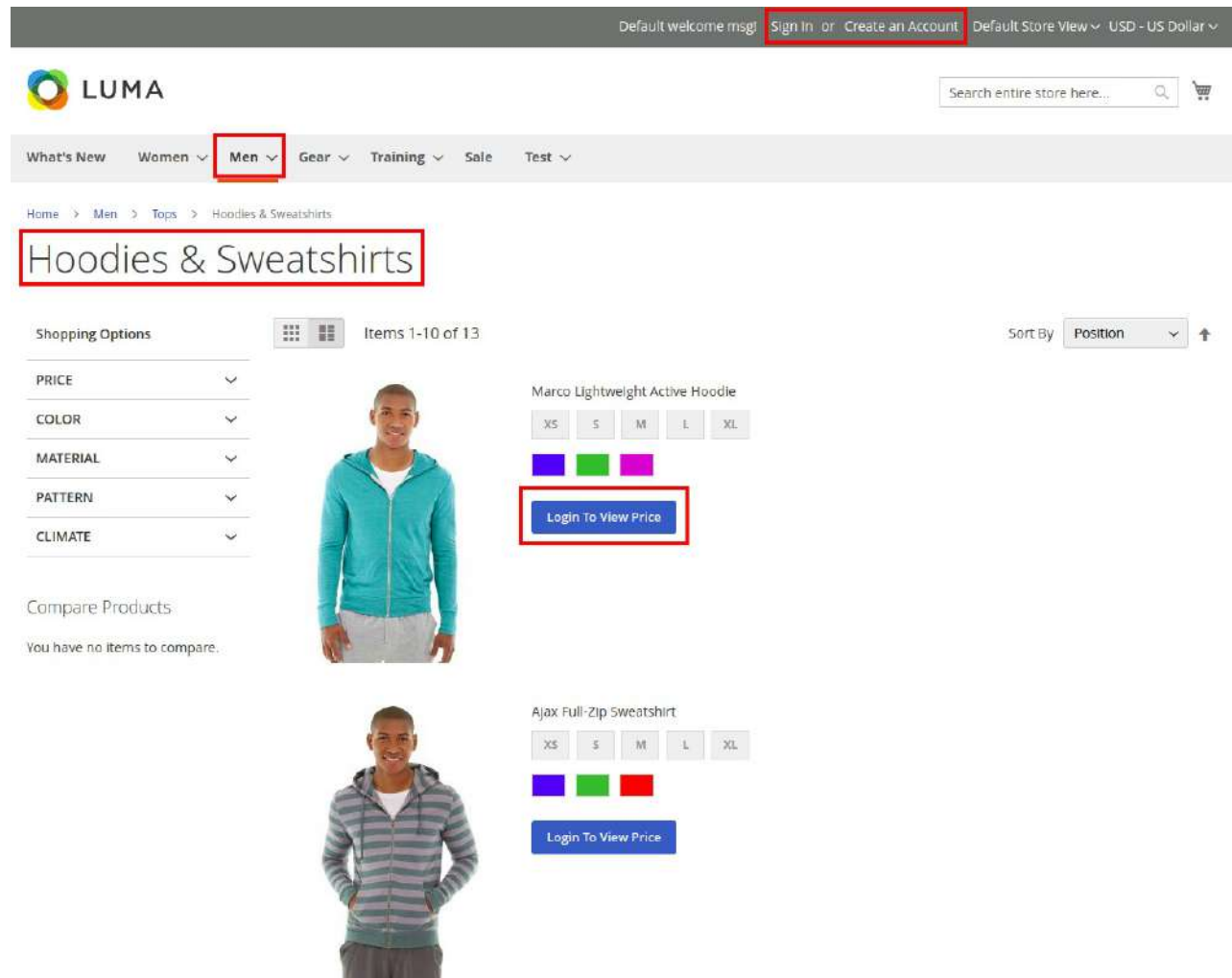
[Learn More](#)

On hovering over the products, the customer can also see the "Add To Cart" button on the search page.



Category Page

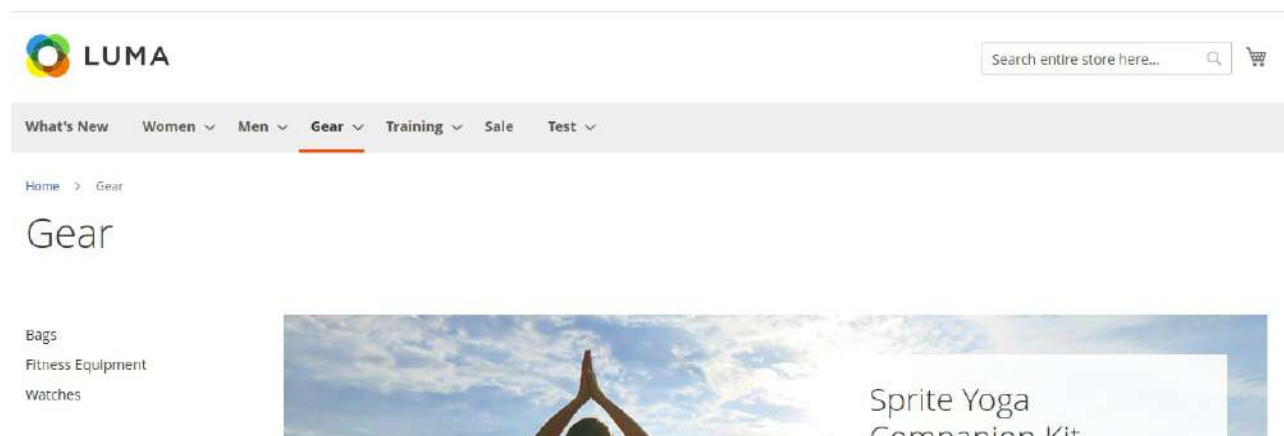
When the customer is not log in and if they go to the Category Page, then they will not see "Product Price" & "Add To Cart" Button. There will be a custom title for the "Add to cart" label as set by the admin.



Logged In Customer who belongs to Different Customer Group

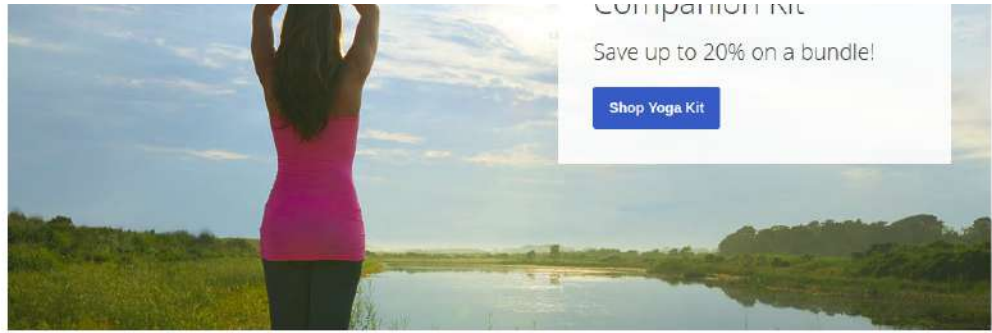
Now if a customer who is already Logged In but belongs to a different customer group, a message will be shown instead of price and add to cart button.

Add to Cart Label and Redirect URL can be used instead of the default message for the users who cannot view the price and add to cart button. The admin can set the title of the "Add to Cart Label".



Compare Products
You have no items to compare.

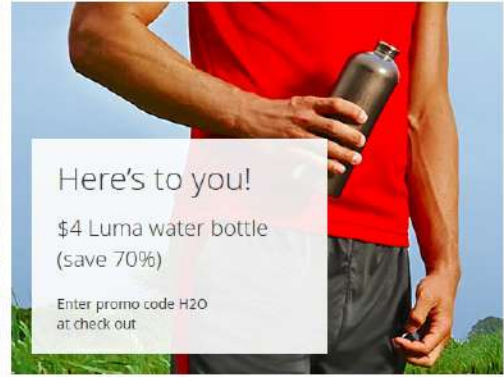
Recently Ordered
 Montana Wind Jacket
[Add to Cart](#) [View All](#)



Companion Kit
Save up to 20% on a bundle!
[Shop Yoga Kit](#)



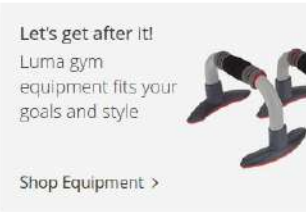
Loosen Up
Extend your training with yoga straps, tone bands, and jump ropes.
[Shop Fitness >](#)



Here's to you!
\$4 Luma water bottle (save 70%)
Enter promo code H2O at check out



Tote, cart or carry Luma bags go the distance.
[Shop Bags >](#)



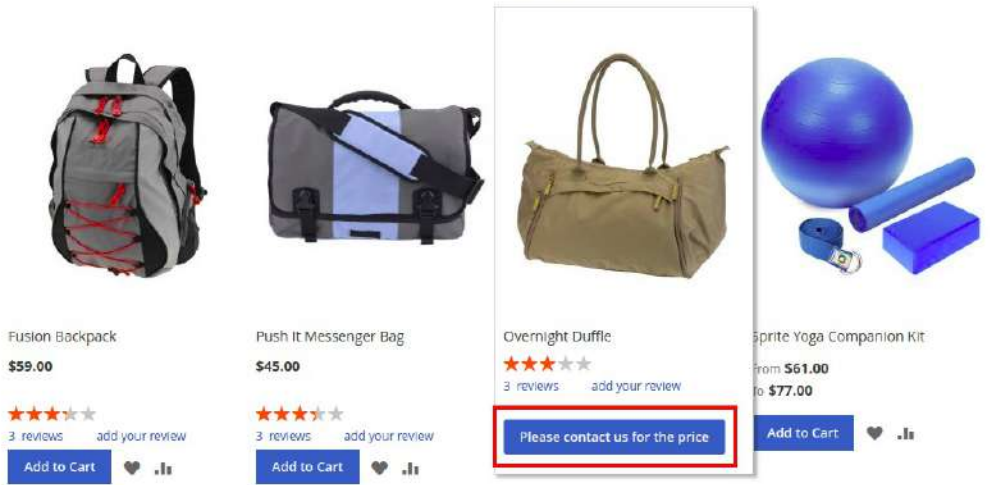
Let's get after it! Luma gym equipment fits your goals and style.
[Shop Equipment >](#)



Luma watches Keeping pace has never been more stylish.
[Shop Watches >](#)

Hot Sellers

Favorites from Luma shoppers



Fusion Backpack
\$59.00
3 reviews [add your review](#)
[Add to Cart](#)

Push It Messenger Bag
\$45.00
3 reviews [add your review](#)
[Add to Cart](#)

Overnight Duffel
3 reviews [add your review](#)
[Please contact us for the price](#)

Sprite Yoga Companion Kit
from \$61.00 to \$77.00
[Add to Cart](#)

Redirect URL is being used instead of default message as set by the admin. When the customer will click on the custom title of "Add to cart button", the customer will redirect to the custom url as set by the admin.

Customer Login

Registered Customers

If you have an account, sign in with your email address.

Email *

Password *

[Forgot Your Password?](#)

* Required Fields

New Customers

Creating an account has many benefits: check out faster, keep more than one address, track orders and more.