

Quick Order v3.0.1

July 5,
2018

Quick Order allows the buyers to quickly purchase a bulk number of different products without visiting every product page.

Further, this module will reduce the number of clicks and reduces the time for the buyers. From a quick order form, a buyer can search and add a product using its SKU or product name.

Features

- Allow customers to purchase products from a single page.
- Ajax-based search for adding products to the cart.
- Customers can search the product using SKU or Name.
- Update product quantity on the quick order page.
- Add multiple different products to quick order.
- Select variable product options such as – color, size.
- Estimate shipping and tax from the quick order page.
- The customers can add product to the cart in bulk by uploading the CSV file.
- Check discount deducted, tier price, tax calculated, sub-total, and order total value.
- Guest users also place a quick order.
- The quick order supports all types of custom options.
- Supports all product types – simple, virtual, configurable, downloadable, bundle and grouped product.

Admin Configuration

After the installation of the module, you will find the configuration settings panel by navigating through **Stores->Configuration->Webkul>QuickOrder** per the snapshot below.

The screenshot shows the 'Configuration' page in a Magento admin interface. On the left is a vertical sidebar with navigation icons for Dashboard, Sales, Catalog, Customers, Demo Management, Marketing, Content, Reports, Stores, and System. The main content area is titled 'Configuration' and includes a search icon, a notification bell with '17', and a user profile 'demo'. Below this is a 'Scope' dropdown set to 'Default Config' and a 'Save Config' button. The 'Settings' section is expanded to show 'WEBKUL' settings. Under 'WEBKUL', 'Quick Order' is selected and its 'Enable [global]' setting is set to 'Yes'. Other settings like 'Demo Management', 'GENERAL', 'CATALOG', 'SECURITY', 'CUSTOMERS', 'SALES', 'YOTPO', and 'ENGAGEMENT CLOUD' are listed with expandable arrows.

Settings

Here admin can enable and disable the Quick Order module by choosing “Yes” or “No”.

Customer’s End

From the customer’s end, the customer can quickly order by clicking the quick order option which is available in the header and footer section as per the below snapshot.

The screenshot shows a 'Summary' section of a shopping cart. It includes a link to 'Estimate Shipping and Tax'. The cart items are summarized as follows:

Subtotal	\$200.00
Discount	-\$40.00
Tax	\$0.00
Order Total	\$160.00

Below the summary is a prominent orange button labeled 'PROCEED TO CHECKOUT'.

The screenshot shows the footer of a website. On the left, there are links for 'About us', 'Customer Service', 'Search Terms', 'Privacy and Cookie Policy', 'Advanced Search', 'Orders and Returns', 'Contact Us', and 'Quick Order' (which is highlighted with a red box). On the right, there is a newsletter subscription form with the text 'Enter your email address' and a blue 'Subscribe' button. At the bottom center, there is a copyright notice: 'Copyright © 2013-present Magento, Inc. All rights reserved.'

Customers can quickly order for every type of product -simple, virtual, downloadable, configurable, bundled, and grouped. The Customer can search the product with the help of Product Name or SKU.

Customers can add different type of products on a single page.

Customers able to see the subtotal, estimated shipping and tax, Discounts, special price and total order amount on a single quick order page.

Quick Order

Product Name	Quantity	Subtotal	
<input type="text" value="Driven Backpack"/>	<input type="text" value="2"/>	<input type="text" value="\$72.00"/>	<input type="button" value="Remove"/>
<input type="text" value="Crown Summit Backpack"/>	<input type="text" value="2"/>	<input type="text" value="\$76.00"/>	<input type="button" value="Remove"/>
<input type="text" value="Affirm Water Bottle"/>	<input type="text" value="1"/>	<input type="text" value="\$7.00"/>	<input type="button" value="Remove"/>
<input type="text" value="Wayfarer Messenger Bag"/>	<input type="text" value="1"/>	<input type="text" value="\$45.00"/>	<input type="button" value="Remove"/>

Summary

Estimate Shipping and Tax

Enter your destination to get a shipping estimate.

Country

State/Province

Zip/Postal Code

Best Way

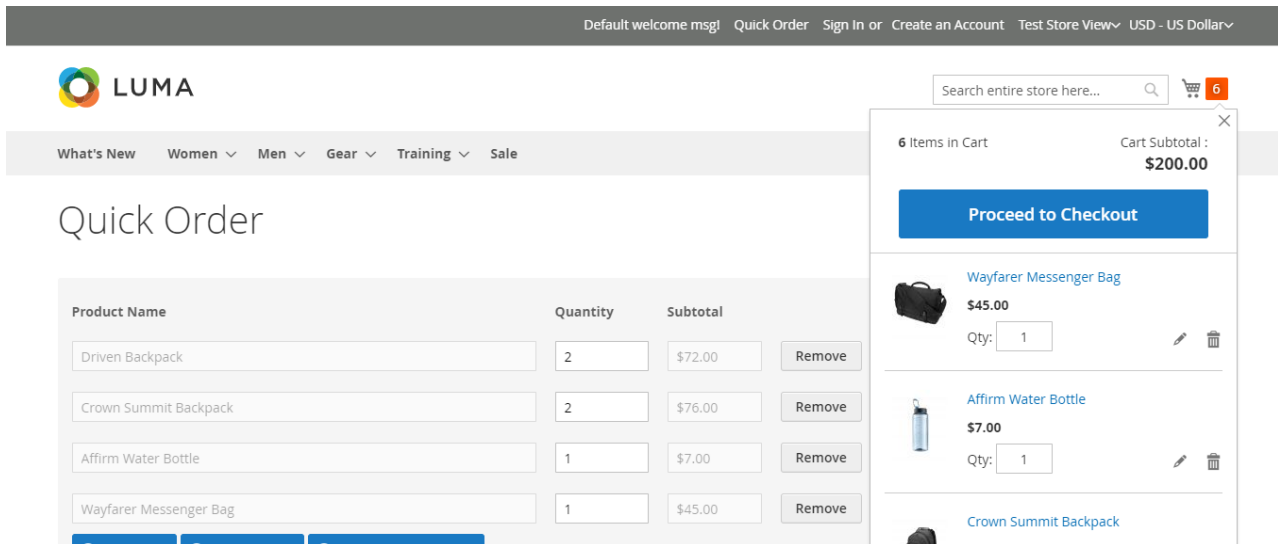
Table Rate **\$0.00**

Flat Rate

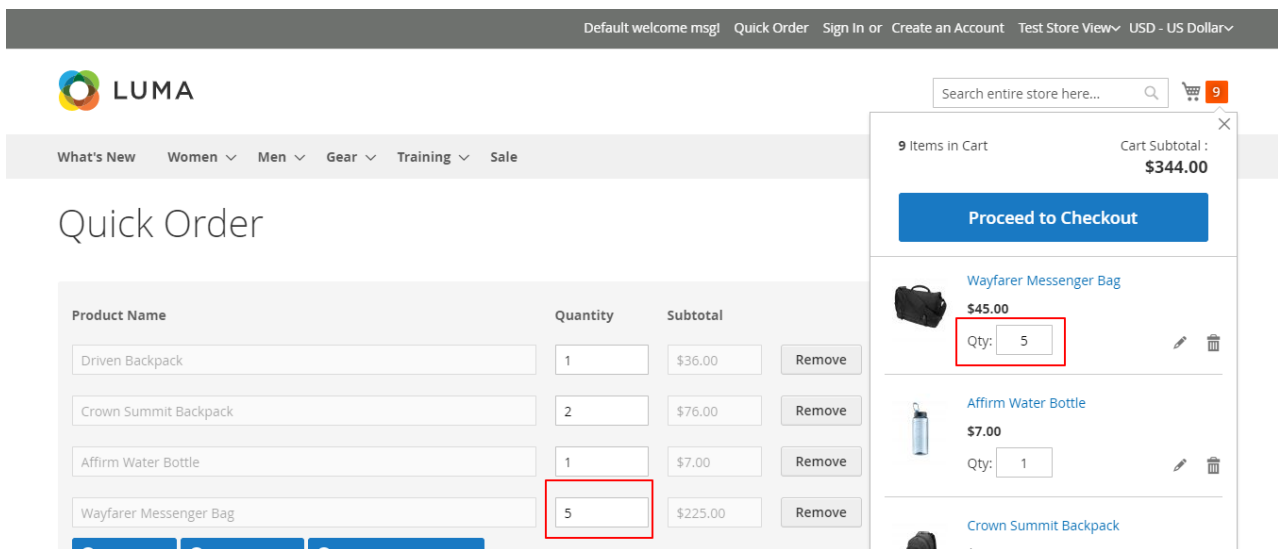
Fixed **\$30.00**

Subtotal	\$200.00
Discount	-\$40.00
Shipping (Best Way - Table Rate)	\$0.00
Order Total	\$160.00

When customers add the products in quick order page those products directly add into the Cart as well.



If the customer updates the Quick Order page those updates automatically reflect into the shopping cart form as well and vice-versa.



If the customer clicks the "add to cart" button then the product will also be added into the quick order page.

After clicking on **Proceed to checkout** button, the customers directly redirect to the checkout page skipping the cart page as per below snapshot –

Shipping Address

John Doe ✓
3107 Doctors Drive
Los Angeles, California 90017
United States
9868246815

Order Summary

29 Items in Cart

+ New Address

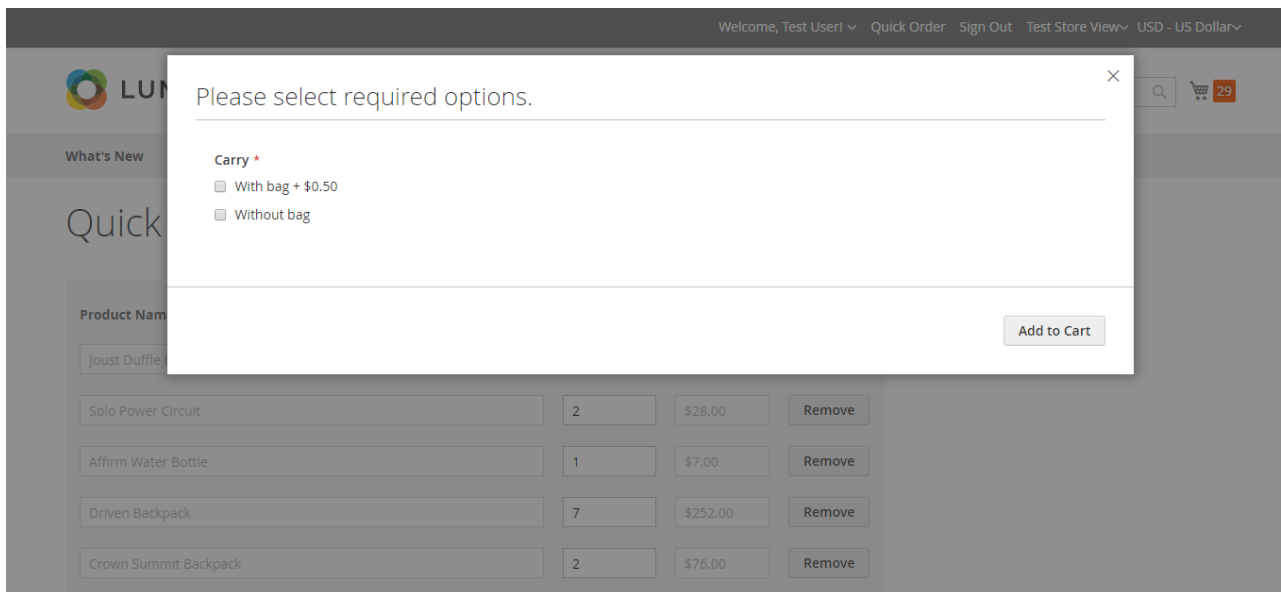
Shipping Methods

- \$0.00 Table Rate Best Way
- \$125.00 Fixed Flat Rate

Next

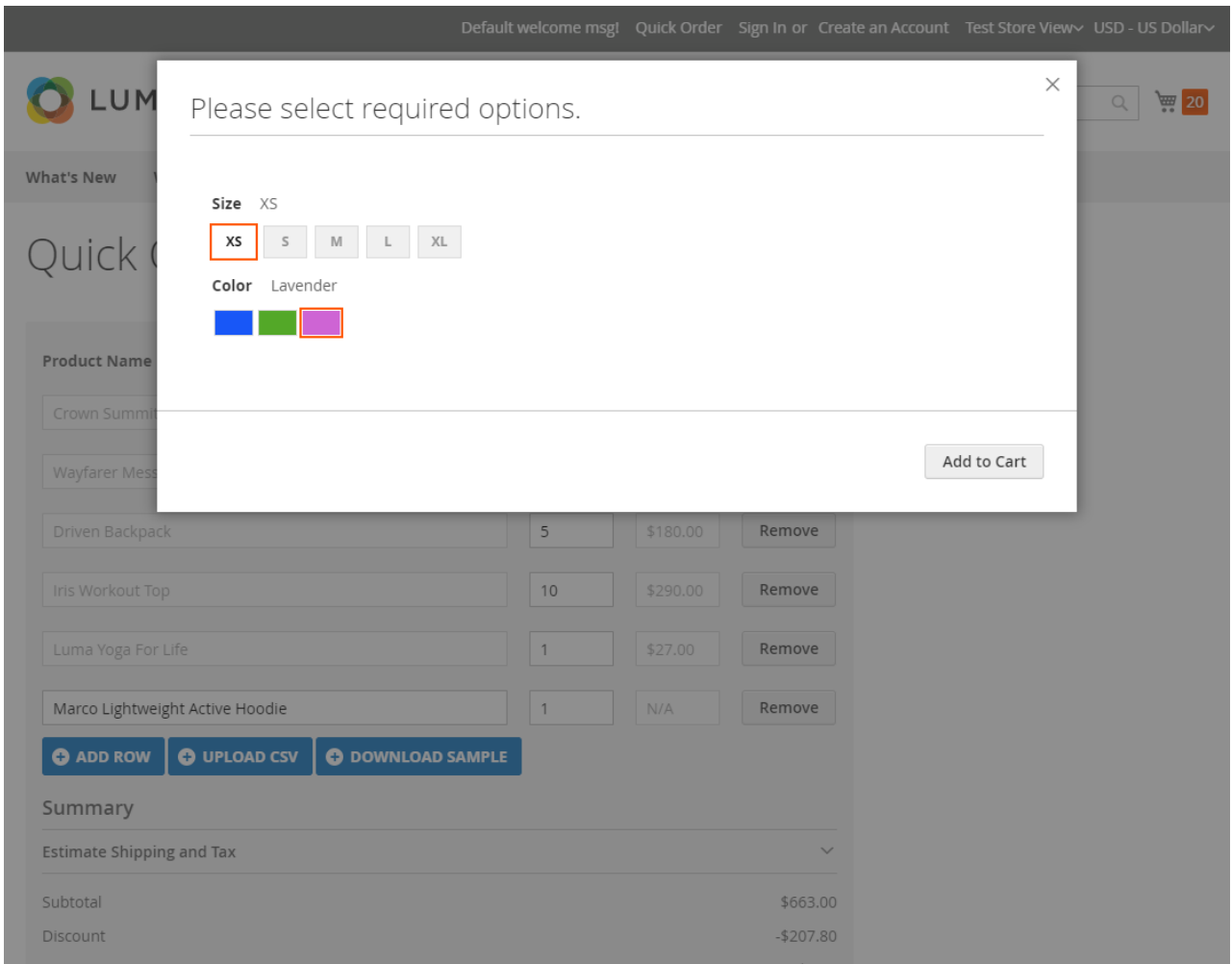
Simple Product with custom option –

The quick order supports all types of custom options. When customers select product a popup will appear where the customer can choose custom options as per below snapshot –



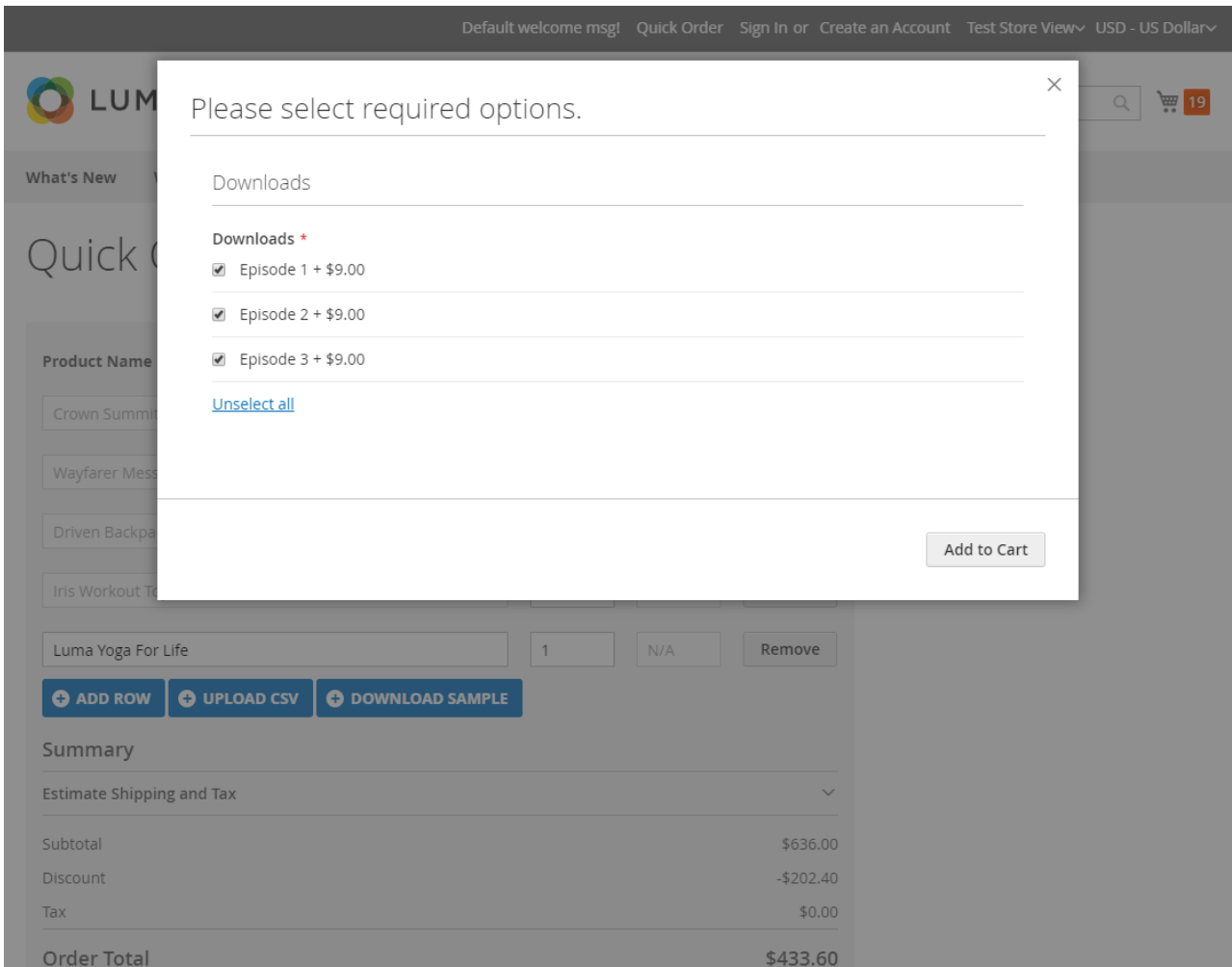
Configurable product –

When customers select a configurable product a popup will appear where the customer can choose desired options (color, size, etc.) as per below snapshot –



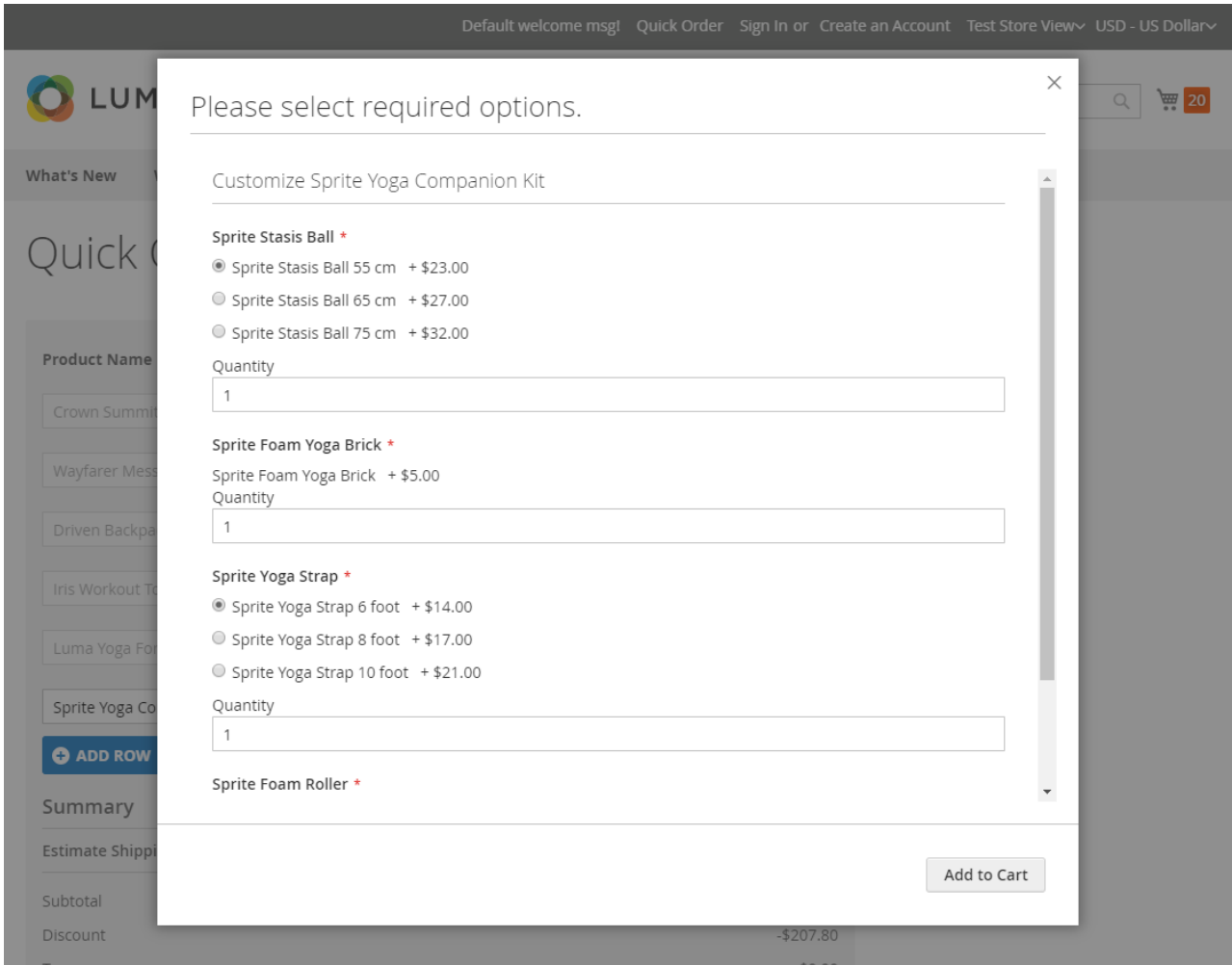
Downloadable product –

When customers select a downloadable product a popup will appear where the customer can select options (links) as per below snapshot –



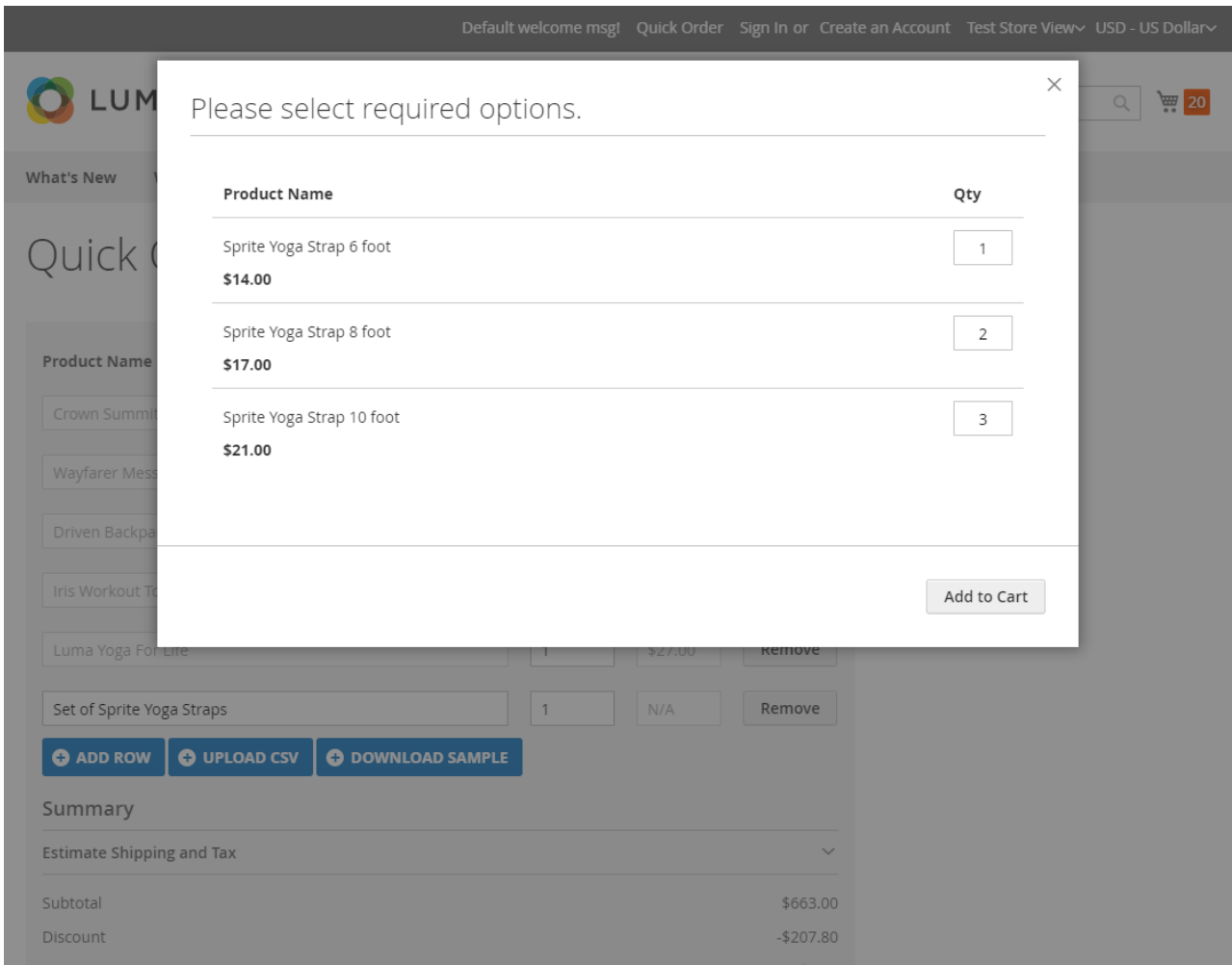
Bundle product –

When customers select a bundle product a popup will appear where Customers can select required options (product with size and their price, quantity) as per below snapshot –



Grouped product –

When customers select a Grouped product a popup will appear where the customer can select options (Enter quantity) as per below snapshot –



Mass Product Upload Using CSV Files

The customer can add products to the cart in bulk without opening the product page for each and every product. This can be done easily by using the CSV files to upload the products. For this, the customer will click on the Quick Order tab present in the header of the web.

Quick Order

Product Name	Quantity	Subtotal	
<input type="text" value="Overnight Duffle"/>	<input type="text" value="3"/>	<input type="text" value="\$135.00"/>	<input type="button" value="Remove"/>
<input type="text" value="Push It Messenger Bag"/>	<input type="text" value="1"/>	<input type="text" value="\$45.00"/>	<input type="button" value="Remove"/>
<input type="text" value="Affirm Water Bottle"/>	<input type="text" value="1"/>	<input type="text" value="\$7.00"/>	<input type="button" value="Remove"/>
<input type="text" value="Driven Backpack"/>	<input type="text" value="2"/>	<input type="text" value="\$72.00"/>	<input type="button" value="Remove"/>
<input type="text" value="Wayfarer Messenger Bag"/>	<input type="text" value="1"/>	<input type="text" value="\$45.00"/>	<input type="button" value="Remove"/>
<input type="text" value="Crown Summit Backpack"/>	<input type="text" value="2"/>	<input type="text" value="\$76.00"/>	<input type="button" value="Remove"/>
<input type="button" value="+ ADD ROW"/> <input type="button" value="+ UPLOAD CSV"/> <input type="button" value="+ DOWNLOAD SAMPLE"/>			
Summary			
Estimate Shipping and Tax <input type="button" value="v"/>			
Subtotal		\$380.00	
Discount		-\$76.00	
Tax		\$0.00	

After that, the customer will click on the **UPLOAD CSV button** and add the CSV files of the product. Further, when the file will get fetch, a list of products will be visible as shown in the image below.

The customer can also select the configurations(color, size, etc) and the quantity for the products.

Crown Summit Backpack 2 \$76.00 Remove

[+ ADD ROW](#)
[+ UPLOAD CSV](#)
[+ DOWNLOAD SAMPLE](#)

Product Name	SKU	Quantity	
Driven Backpack	24-WB03	2	
Affirm Water Bottle	24-UG06	1	
Iris Workout Top	WS03	1	Configure Size <input type="button" value="XS"/> <input checked="" type="button" value="S"/> <input type="button" value="M"/> <input type="button" value="L"/> <input type="button" value="XL"/> Color <input checked="" type="button" value="Blue"/> <input type="button" value="Green"/> <input type="button" value="Red"/>
Crown Summit Backpack	24-MB03	2	
Set of Sprite Yoga Straps	24-WG085_Group	1	Configure
Wayfarer Messenger Bag	24-MB05	1	

[+ ADD TO CART](#)

Summary

Estimate Shipping and Tax

Subtotal	\$380.00
Discount	-\$76.00
Tax	\$0.00

Finally, the customer can click on the **Add To Cart** button after which the **Proceed To Checkout** Button and **Summary** of the order will be visible as shown in the image below:

Push It Messenger Bag	1	\$45.00	Remove
Affirm Water Bottle	2	\$14.00	Remove
Driven Backpack	4	\$144.00	Remove
Wayfarer Messenger Bag	2	\$90.00	Remove
Crown Summit Backpack	4	\$152.00	Remove

[+ ADD ROW](#)
[+ UPLOAD CSV](#)
[+ DOWNLOAD SAMPLE](#)

Summary

Estimate Shipping and Tax ▼

Subtotal	\$580.00
Discount	-\$116.00
Tax	\$0.00
Order Total	\$464.00

[PROCEED TO CHECKOUT](#)

About us Customer Service	Search Terms Privacy and Cookie Policy Advanced Search Orders and Returns Contact Us Quick Order	<input type="text" value="Enter your email address"/> Subscribe
--	---	---

Copyright © 2013-present Magento, Inc. All rights reserved.

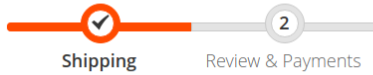
Afterward, the customer will follow the regular checkout process as mentioned below in this guide..

Guest Users –

Guest users also can use quick order for the product.

After clicking on **Proceed to checkout** button, the customers directly redirect to the checkout page skipping the cart page. They can create an account after checkout.

but here guest users have to provide the email address and billing address as per below snapshot –



Shipping Address

Email Address *



You can create an account after checkout.

First Name *

Last Name *

Company

Street Address *

City *

State/Province *



Zip/Postal Code *

Country *



Phone Number *



Order Summary

1 Item in Cart



Shipping Methods

- \$5.00 Fixed Flat Rate
- \$15.00 Table Rate Best Way
- \$10.00 Webkul Per Country Shipping Webkul Marketplace Shipping

That's all for the **Quick Order** module still have any issue feel free to add a ticket and let us know your views to make the module better <http://webkul.uvdesk.com/>