

Custom Option Marketplace Add-On

webkul.com/blog/magento2-marketplace-custom-option/

January 8, 2016

The custom option marketplace add-on permits the vendors of the marketplace to have the functionality of creating the custom product options under their respective account panel. These custom options can get arranged as per the set sequence. Input types available - Text, File, Select and Date input types.

This extension is an add-on to the Webkul's **Multi Vendor Marketplace**. To make use of this extension, you must have first installed the Webkul's **Multi Vendor Marketplace module**.

Features

- Fully dynamic custom option creation.
- Fully open source and easy to use.
- Support all input type e.g drop-down, multi-select, text, e.t.c.
- Sellers can manage their custom product options by own.

How to use the Extension

After the successful installation of the Magento Marketplace Custom Options, It's easy to use custom options for your marketplace products.

1. Go to the "New Products" page in seller marketplace account and add the product with the custom option like in below snapshot.

- Marketplace Dashboard
- Seller Profile
- Create Attribute
- New Products**
- My Products List
- My Transaction List
- My Order History

- Account Dashboard
- Account Information
- Address Book
- My Downloadable Products
- My Orders
- Newsletter Subscriptions
- Billing Agreements
- My Product Reviews
- My Wish List
- RMA

Compare Products

You have no items to compare.

My Orders

Phone
[Add to Cart](#) [View All](#)

My Wish List

You have no items in your wish list.

Marketplace Add New Product

Click to save the product.

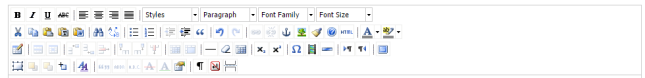
Add Product

[Save](#) [Reset](#)

Attribute Set: *
Default

Product Category:
CATEGORIES
Test

Product Name: *
Decor

Description: *

Quality home & decor product.
Path: p

SKU: *
decor1
SKU Available

Price (\$): *
100

Special Price (\$):

Special Price From:

Special Price To:

Stock: *
10

Stock Availability: *
In Stock

Visibility: *
Catalog, Search

Tax Class: *
None

Weight:
Does this have a weight?
 Yes
 No
10

Product Images:


Click here or drag and drop to add images.

Downloadable information:
 is this downloadable Product?

Configurable products allow customers to choose options (Ex: shirt color). You need to create a simple product for each configuration (Ex: a product for each color).

[Create Configurations](#)

Custom Options

New Option

Option Title Input Type Required

[Add New Option](#)

Select input type. Seller can select yes/no.

Custom option.
By clicking on this button the custom option will be displayed.

Tier Price:

Websites	Customer Group	Qty	Price(\$)	Action	Add
All Websites(USD)	ALL GROUPS			Delete	

Weight Unit:

Shipping Country:
India
USA
UAE

* Required Fields
[Back](#)

2. The Seller can manage(add/delete) custom option with desire price by own no need to ask the admin for managing custom options.

Custom Options

Option Title: Shape, Input Type: Drop-down, Required: Yes

Title*	Price	Price Type	SKU	
round	10	Fixed	r1	Delete Row
square	15	Fixed	r2	Delete Row

Buttons: Add New Row, Add New Option

Callouts:

- Drag and Drop button.
- Delete custom option.
- Different options.
- Seller can set price for each product.
- Seller can easily delete a row.
- Seller can add new row.

3. Sellers can enable custom option with multiple input types as shown in given snapshot.

Custom Options

Option Title: Shape, Input Type: Drop-down, Required: Yes

Title*	Price	Price Type	SKU	
round	10	Fixed		Delete Row
square	15	Fixed		Delete Row

Buttons: Add New Row, Add New Option

Input Type Dropdown Menu:

- Please select --
- Text
- Field
- Area
- File
- Select
 - Drop-down
 - Radio Buttons
 - Checkbox
 - Multiple Select
- Date
 - Date
 - Date & Time
 - Time
- Please select --

Callouts:

- Drag and drop area.
- Expand or Minimize the option.
- Different input type.

4. Custom option at product view page that was set by the seller.

decor

Be the first to review this product

\$110.00

IN STOCK

SKU#: d1

Shape *

round +\$10.00 ✓
-- Please Select --
round +\$10.00
square +\$15.00

1

Add to Cart

custom option
in product
page.

♥ WISH LIST 📊 COMPARE ✉ EMAIL


SOLD BY



[webkul](#)

0 / 5

5. When a user buys a product by selecting custom option then the additional price for that custom option will be added to that product like in given snap-shot.

Shopping Cart

Item	Price	Qty	Subtotal
 decor Shape: round	\$110.00	1	\$110.00

Move to Wishlist  

Selected
custom option.

That's all for the base **Custom Option Marketplace Add-On**. Still have any issue feel free to add a ticket and let us know your views to make the module better at <http://webkul.uvdesk.com/>