

SMSA Shipping Marketplace Add-On v4.0.0

The **SMSA Shipping Marketplace Add-On** allows the sellers to provide an SMSA Shipping method for shipping their products to the buyers.

The SMSA shipping endeavours to meet the needs of citizens and businesses for domestic and international parcel delivery.

The origin of delivery should be **Saudi Arabia** or the **United Arab Emirates**. From these origins, the product can be delivered to all the allowed countries by admin.

Note:

This module is an add-on to Webkul's **Multi-Vendor Marketplace** module. To use this module, you must have to install Multi-Vendor Marketplace.

Check a brief overview of the plugin –

Features

- The vendor can set a price for the first 15kg and also for additional weight.
- Allows the admin to enable or disable the SMSA Shipping module.
- The rate can be set by the admin based on the weight.
- A shipping label can be created by the admin and seller.
- The weight cost stated by the admin will be used to calculate shipping.
- For shipping, the admin can specify specific countries.
- Allows the admin to specify a per-kg price for shipments weighing more than 15kg.

SMSA Shipping – Account and Pricing Details

Thus, the merchant in order to add the SMSA Express Shipping service to the website must have their account at SMSA end from **here**.

However, the only fee required here is for shipping the order to the customer.

Thus, here the cost depends on the weight cost, set by the admin or vendors between the source(merchant address) and destination(customer address).

To see the respective cost details the merchant can check the same here- **SMSA Shipping Rates**.

Admin Configuration

After the successful installation of the module, the admin will have to configure the module.

Hence, the admin will have to fill in all the details for the proper functioning of the module else it might not work.

Also, the admin requires to get the **Pass Key** from the SMSA customer account.

So, the admin has to fill in all the details by navigating to **Store > Configuration > Sales > Delivery Methods**.

Configuration Save Config

Webkul Marketplace SMSA Shipping

Enabled [website] Yes Use system value

Title [store view] SMSA Shipping Use system value

Allow Sellers to Save SMSA Details [store view] Yes

Method Name [store view] SMSA Shipping Use system value

Sandbox Mode [store view] Yes

Pass Key [website]

Price for first 15 kg [website] 10.00 Use system value

Price for Additional per kg [website] 5.00 Use system value

Ship to Applicable Countries [website] All Allowed Countries

Ship to Specific Countries [website] Armenia

- **Enable-** Here, the admin can enable or disable the module.
- **Title-** The admin can give the title to be displayed on the customer side.
- **Allow sellers to save SMSA Details-** Here, the admin can allow sellers to save SMSA details.
- **Method Name-** The admin can customize the method name as per the choice.
- **Sandbox Mode-** Here, the admin can enable/disable sandbox mode.
- **Pass Key-** The admin has to write Pass Key.
- **Price for first 15 kg-** The admin can set the price for the first 15 kg.
- **Price for Additional per Kg-** Additional charges can be set by admin, above 15 kg.
- **Ship to Applicable countries-** The admin can set applicable countries to avail of this service.
- **Ship to Specific Countries-** The admin can select specific countries.

Antigua & Barbuda

Sort Order [website] Use system value

Show Method if Not Applicable [website] Yes

Displayed Error Message [store view] Shipping method not available.

- **Sort Order-** Here, the admin can set the sort order to display.

- **Show Method if Not Applicable-** The admin can set the method to be displayed even if it is not applicable.
- **Display Error Message-** Here, the admin can customize the error message as per the choice.



Customer View

After the setup, the customer can easily use this shipping method for their purchases.

Thus, when any buyer adds the product to the cart then there will be an option to fill up the zip/postal code.

Henceforth, then shipping methods and prices will be displayed on the cart page like this screenshot.

Shopping Cart

Item	Price	Qty	Subtotal
 <p>Men's T-Shirt Sold By testshop</p> <p>Move to Wishlist ✎ 🗑️</p>	\$100.00	1	\$100.00
 <p>Joust Duffle Bag</p> <p>Move to Wishlist ✎ 🗑️</p>	\$34.00	1	\$34.00

Summary

Estimate Shipping and Tax ^

Enter your destination to get a shipping estimate.

Country
Saudi Arabia ▾

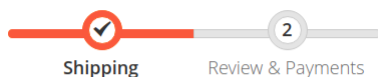
State/Province
Riyadh

Zip/Postal Code
11543

Flat Rate
 Fixed \$10.00

SMSA Shipping
 SMSA Shipping \$22.00

After clicking on the “Proceed to checkout” the customer will be redirected to the checkout page, here the customer will have to select the shipping method.



Shipping Address

Yahya al Akbar ✓
Khurais Road, P.O.Box: 2971
Riyadh, 11543
Saudi Arabia
01-4927818
[Edit](#)

+ New Address

Order Summary

1 Item in Cart

After selecting the **SMSA Shipping** method customer will click next to select the payment method and review the order.

Thus, on the order review page, the shipping method will be displayed like this and with the cost of shipping.

By clicking on place order the order will be placed.

Payment Method

Check / Money order

My billing and shipping address are the same

Yahya al Akbar
Khurais Road, P.O.Box: 2971
Riyadh, 11543
Saudi Arabia
01-4927818

I agree to the Terms and Conditions *

Place Order

[Apply Discount Code](#)

Order Summary

Cart Subtotal	\$38.40
Shipping SMSA Shipping - SMSA Shipping	\$10.00
Order Total	\$48.40

1 Item in Cart

Ship To:

Yahya al Akbar
Khurais Road, P.O.Box: 2971
Riyadh, 11543
Saudi Arabia
01-4927818

Shipping Method:

SMSA Shipping - SMSA Shipping

Admin Order Management

Now the Admin views the order from “**Sales > Order**” and the admin can generate invoices for the ordered products, generate shipment for the order of the products.

However, the admin can notify the customers by sending them emails, cancel/hold the order, and even edit/reorder the product order.

#000000005 ← Back Login as Customer Cancel Send Email Hold Invoice Ship Reorder **Edit**

Information

Invoices

Credit Memos

Shipments

Comments History

Order # 000000005 (The order confirmation email was sent)

Order Date	Jun 15, 2021, 7:34:58 PM
Order Status	Pending
Purchased From	Main Website Main Website Store Default Store View
Placed from IP	12007.0.0.1 (0000000)

Account Information [Edit Customer](#)

Customer Name	Veronica Costello
Email	roni_cost@example.com
Customer Group	General

Address Information

<p>Billing Address Edit</p> <p>Yahya al Akbar Khurais Road, P.O.Box: 2971 Riyadh, 11543 Saudi Arabia T: 01-4927818</p>	<p>Shipping Address Edit</p> <p>Yahya al Akbar Khurais Road, P.O.Box: 2971 Riyadh, 11543 Saudi Arabia T: 01-4927818</p>
---	--

Payment & Shipping Method

<p>Payment Information</p> <p>Check / Money order</p>	<p>Shipping & Handling Information</p> <p>SMSA Shipping - SMSA Shipping \$10.00</p>
--	---

Invoice

After viewing the order the admin will create the **Invoice for the order**. However, the invoice post creation is visible in the invoices section of the side panel.

Here, the invoice will contain all the shipping information and the cost of shipping for that particular order.

New Invoice ← Back Reset

Purchased From	Main Website Main Website Store Default Store View	Customer Group	General
Placed from IP	12007.0.0.1 (0000000)		

Address Information

<p>Billing Address Edit</p> <p>Yahya al Akbar Khurais Road, P.O.Box: 2971 Riyadh, 11543 Saudi Arabia T: 01-4927818</p>	<p>Shipping Address Edit</p> <p>Yahya al Akbar Khurais Road, P.O.Box: 2971 Riyadh, 11543 Saudi Arabia T: 01-4927818</p>
---	--

Payment & Shipping Method

<p>Payment Information</p> <p>Check / Money order</p> <p>The order was placed using USD.</p>	<p>Shipping Information</p> <p>SMSA Shipping - SMSA Shipping Total Shipping Charges: \$10.00</p> <p><input type="checkbox"/> Create Shipment</p>
---	---

Items to Invoice

After creating the Invoice, the admin will create the shipping for the order. So, you can refer to the below screenshot to understand it in a better way.

#000000004

← Back Login as Customer Print [Send Tracking Information](#)

Order Status	Complete	Customer Name	roni_cost@example.com
Purchased From	Main Website Main Website Store Default Store View	Customer Group	General
Placed from IP	1207.0.0.1 (0000000)		

Address Information

<p>Billing Address Edit</p> <p>Yahya al Akbar Khurais Road, P.O.Box: 2971 Riyadh, 11543 Saudi Arabia T: 01-4927818</p>	<p>Shipping Address Edit</p> <p>Yahya al Akbar Khurais Road, P.O.Box: 2971 Riyadh, 11543 Saudi Arabia T: 01-4927818</p>
---	--

Payment & Shipping Method

<p>Payment Information</p> <p>Check / Money order The order was placed using USD.</p>	<p>Shipping and Tracking Information</p> <p>SMSA Shipping - SMSA Shipping Total Shipping Charges: \$10.00</p> <p>Create Shipping Label...</p>
--	--

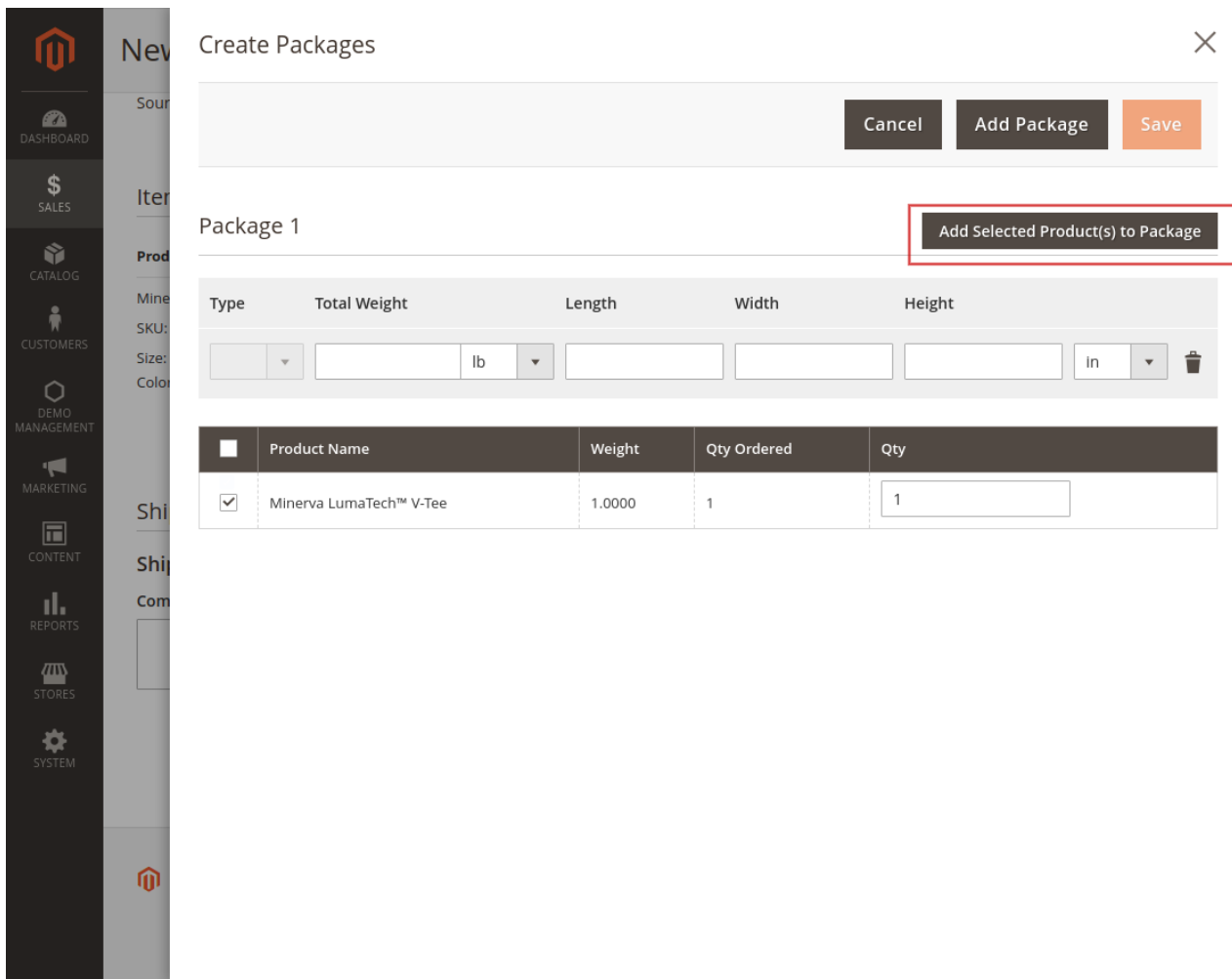
The admin post submission of the shipping can click on the Shipment Option.

Here the admin can Track the shipment, Create shipping Labels, Print Shipping labels, and Show Package.

Therefore, the admin can even Send the tacking details to customers from here.

Create Shipping Label

The admin click on this option to open a window to enter the packaging.



Thus, in this, the admin will add the following details:

- **Type** – Here the admin will specify if the Package is the document type or not.
- **Total Weight** – The weight of the package is written here.
- The admin will mention the dimension of the product in **length, width, and height**.

Then the admin can click on the ‘**Add selected Product(s) to Package**’, which will enable a list of products.

The admin can select a product as per choice and click on the Save button.

Remember the Save button here will enable only when to Add the selected product(s) to Package is enabled.

Print Shipping Label

The admin can print the SMSA Shipping label as shown below in the screenshot.



Shipper : Riyadh

IT Test

Syed Amer

63529 Dabbab Street Hara

KSA

TO : Los Angeles

Test

3107 Doctors Drive

Los Angeles

AAA

920009999

DLV

9868246815

US

Trk # 2901 6318 0650



03-May-21

Ref # 2095313272

Wgt # 15.05 Kg PCs # 1

Carriage #

Customs # 0

Description :

Payment Duty : Bill Consignee

Payment VAT : Bill Shipper

COD #

0

Workflow – Seller’s End

The sellers can save their **SMSA Shipping configuration** details if the admin has set the option “**Allow Sellers To Save SMSA Shipping Details**” to **Yes**.

- Marketplace Dashboard
- Seller Profile
- Create Attribute
- New Products
- My Products List
- My Transaction List
- Earnings
- Manage Print PDF Header Info
- Shipping Setting
- Manage SMSA Shipping**
- My Order History
- Customers
- Review
- My Account

Manage SMSA Configuration

Seller SMSA Configuration

Pass Key: *

Please enter pass key provided by SMSA.

Price for first 15 kg: *

Price for Additional per kg: *

NOTE: The shipping rate for SMSA Shipping Shipping rates are calculated based on the **weight of the product(s)** to the **address of the Buyer**.

Order Management – Seller’s End

After the buyer has placed the order, the seller can see the order under “My Order History” .

- Marketplace Dashboard
- Seller Profile
- Create Attribute
- New Products
- My Products List
- My Transaction List
- Earnings
- Manage Print PDF Header Info
- Shipping Setting
- Manage SMSA Shipping
- My Order History**
- Customers
- Review

My Order History

My Orders

Order Id	Date		Order Status	
<input type="text" value="Search by Order Id"/>	<input type="text" value="Date From"/>	<input type="text" value="Date To"/>	All	<input type="button" value="Submit"/>

Order #00000005

Men's T-Shirt

Ordered: 1

Shipped: 1

PROCESSING

Customer: Test User Date: 6/15/21

Order Total (Base)- **\$92.00**
Order Total (Purchased)- **\$92.00**

Order #00000004

After that, the seller will be able to generate invoices for their ordered products, generate the tracking number and shipment for the orders of their products.

- Marketplace Dashboard
- Seller Profile
- Create Attribute
- New Products
- My Products List
- My Transaction List
- Earnings
- Manage Print PDF Header Info
- Shipping Setting
- Manage SMSA Shipping
- My Order History**
- Customers
- Review
- My Account
- My Orders
- Order by SKU
- My Downloadable Products
- My Wish List

View Order Details

Manage Order #000000005

PROCESSING

Jun 15, 2021, 2:28:51 AM

Invoice Send Email Cancel Order Print

Items Ordered		Shipments					
Product Name	SKU	Price	Qty	Total Price	Admin Commission	Vendor Total	Subtotal
Men's T-Shirt	Men's T-Shirt	\$100.00	Ordered: 1 Shipped: 1	\$100.00	\$20.00	\$80.00	\$100.00
						Subtotal	\$100.00
						Shipping & Handling	\$12.00
						Discount	\$0.00
						Total Tax	\$0.00

Even the seller can notify the customers by sending them emails, cancel/refund the order and also print the order.

Once the seller generates the shipment and invoice, the seller will be able to see the complete order details.

Shipment Information

The seller can see the complete details of the shipment as shown below.

- Create Attribute
- New Products
- My Products List
- My Transaction List
- Earnings
- Manage Print PDF Header Info
- Shipping Setting
- Manage SMSA Shipping
- My Order History**
- Customers
- Review
- My Account
- My Orders
- Order by SKU
- My Downloadable Products
- My Wish List
- Address Book
- Account Information

Shipment #000000005

Jun 15, 2021, 2:31:54 AM

Download Shipping Label Print Shipment Send Tracking Information

Order Information

Order # 000000005

Order Status : Processing
Order Date : Jun 15, 2021, 2:28:51 AM

Buyer Information

Customer Name : Test User
Email : test@webkul.com

Address Information

Billing Address

Test User
webkul
1st street
6582 Jeddah 21452,Saudi Arabia
United States
T: 0745366394

Shipping Address

Test User
webkul
1st street
Los Angeles, California, 90017
United States
T: 0745366394

Payment & Shipping Method

Slip

The seller can click on “SMSA Shipping Slip,” and then the label will get downloaded as shown below.



-- **AAA**

Shipper : Riyadh

920009999

IT Test

DLV

Syed Amer
63529 Dabbab Street Hara

KSA

TO : Los Angeles

0745366394

Test

1st street

Los Angeles

US

Trk # 2901 7618 3997



15-Jun-21

Ref # 103805902

COD #

Wgt # 10.00 Kg PCs # 1

0

Carriage #

Customs # 0

Description :

Payment Duty : Bill Consignee

Payment VAT : Bill Shipper

That's all for the **SMSA Shipping Marketplace Add-On**

However, if you still have any issues feel free to add a ticket and let us know your views to make the module better <http://webkul.uvdesk.com/>.