

Product Search Marketplace Add-On

Product Search Marketplace Add-On will help the buyer to search product according to the seller. Buyer will be able to search the product on the collection page of the seller.

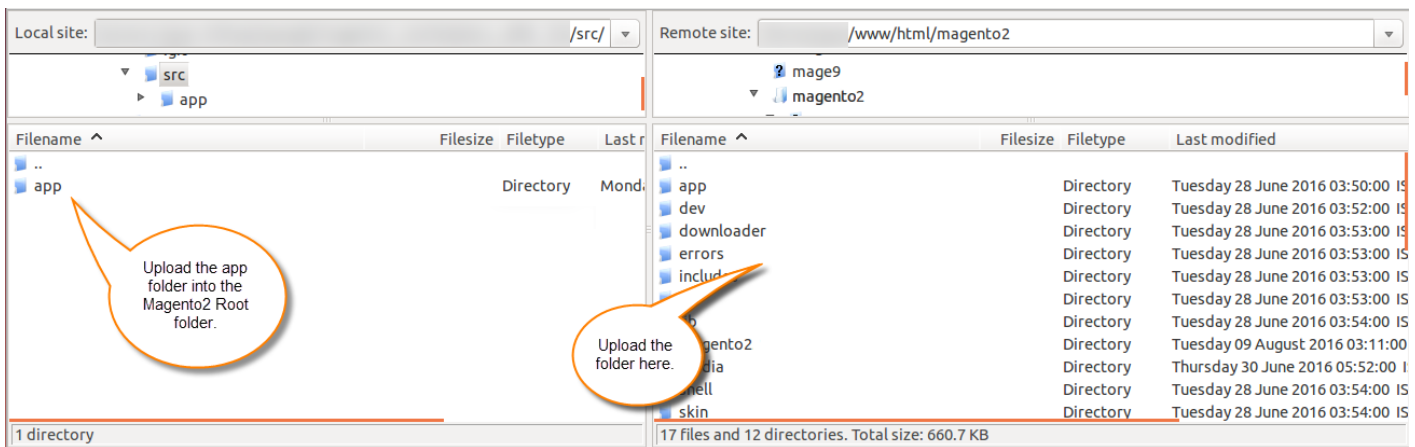
This module is an add-on of the Marketplace Module. To use this module, you must have installed first [Marketplace](#) Module.

Features Of Product Search Marketplace Add-On

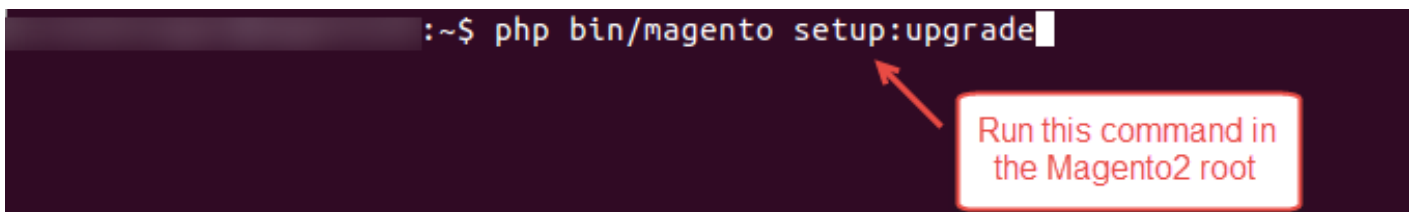
- Buyer can search product according to the seller.
- Buyer can search the product on seller's collection page.
- Buyer can search all the products of the particular seller.
- It is very fast and easy to use.

Installation Of Product Search Marketplace Add-On

Customers will get a zip folder and they have to extract the contents of this zip folder on their system. The extracted folder has an **src** folder, inside the src folder you have the **app** folder. You need to transfer this **app** folder into the Magento2 root directory on the server as shown below.



After the successful installation, you have to run the command on Magento2 root directory-“**php bin/magento setup:upgrade**”



Also, run this command into the Magento2 Root- “**php bin/magento setup:static-content:deploy**” You can refer the below screenshot.

```
~$ php bin/magento setup:static-content:deploy
```

Run this command in the Magento2 root.

After running the commands, you have to flush the cache from Magento admin panel by navigating through **>System->Cache management** as shown below.

Cache Management

System Messages: 1

Click here to flush the Cache Storage.

Flush Cache Storage Flush Magento Cache

✓ You flushed the cache storage.

Refresh Submit 12 records found

<input type="checkbox"/>	Cache Type	Description	Tags	Status
<input type="checkbox"/>	Configuration	Various XML configurations that were collected across modules and merged.	CONFIG	ENABLED
<input type="checkbox"/>	Layouts	Layout building instructions.	LAYOUT_GENERAL_CACHE_TAG	ENABLED
<input type="checkbox"/>	Blocks HTML output	Page blocks HTML.	BLOCK_HTML	ENABLED
<input type="checkbox"/>	Collections Data	Collection data files.	COLLECTION_DATA	ENABLED
<input type="checkbox"/>	Reflection Data	API interfaces reflection data.	REFLECTION	ENABLED

Configuration of Multi-Lingual Support

For the **multilingual** support, the admin will navigate through **Store->Configuration->General ->Locale Options** and select the **locale** as German (the language into which admin want to translate his store content).

Product Search Marketplace Add-On language Translation

If a user wants to translate their module from English to German then they need to follow the path **app/code/Webkul/MpSellerProductSearch/i18n** in their unzipped Magento Marketplace folder and will get a CSV file with name “en_US.csv”. Now they will rename that CSV as “de_DE.csv” and translate all right side content after the comma in the German language. After editing the CSV, save it and then upload it to the path **app/code/Webkul/MpSellerProductSearch/i18n** where they have installed Magento2 on their server. The module will get translated in the German Language. It supports both the **LTR** and **RTL** languages.

Seller Product Search On Front End

After the successful installation of the Product Search Marketplace Add-On module, you will be able to see “search product by store” written on a **search box** on collection page of the sellers as per the below screen.

Marketplace Seller Collection

Customers can search here for the Seller Product.

Browse BY

SELLER'S CATEGORY

Nick (03)

Test (01)

SELLER'S INFORMATION

WWW.KARMA-SHOP.COM



Compare Products

You have no items to compare.

My Wish List

You have no items in your wish list.



SELLER'S COLLECTION

3 Items

Sort By Position



Zara Jeans Jacket
\$2,999.00



Rubix Cube
\$2,800.00



Camera Nikon D5000
\$2,999.00

Show per page

- Privacy and Cookie Policy
- Search Terms
- Contact Us
- Orders and Returns
- Advanced Search
- Marketplace
- Main Website Store

In the image, you can see the search box on collection page of sellers. When you put any product name, It will search according to that seller's collection. It is very fast. It will give the product of that seller.

2: You can see how this module searches products according to the seller as per the below screen.

Marketplace Seller Collection

Browse BY

SELLER'S CATEGORY

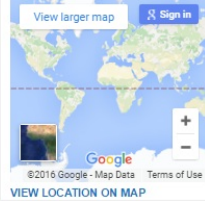
Nick (03)

Test (01)



SELLER'S INFORMATION

WWW.KARMA-SHOP.COM



Compare Products

You have no items to compare.

My Wish List

You have no items in your wish list.

SELLER'S COLLECTION

1 Item

Sort By



Rubix Cube
\$2,800.00

Show per page

- Privacy and Cookie Policy
- Search Terms
- Contact Us
- Orders and Returns
- Advanced Search
- Marketplace
- Main Website Store

You can see in the image how product search is working on collection page according to the seller. After that, you can search product according to the seller.

That's all for the **Product Search Marketplace Add-On** Module still have any issue feel free to add a ticket and let us know your views to make the module better at webkul.uvdesk.com