

Seller List Marketplace Add-on

The **Seller List Marketplace Add-on** extension will allow the buyers to view the seller list. Buyers can view the sellers and their products. They can also see the products linked with seller product collection. Buyers will be able to filter the seller list using shop URL, shop title, and rewrite URL.

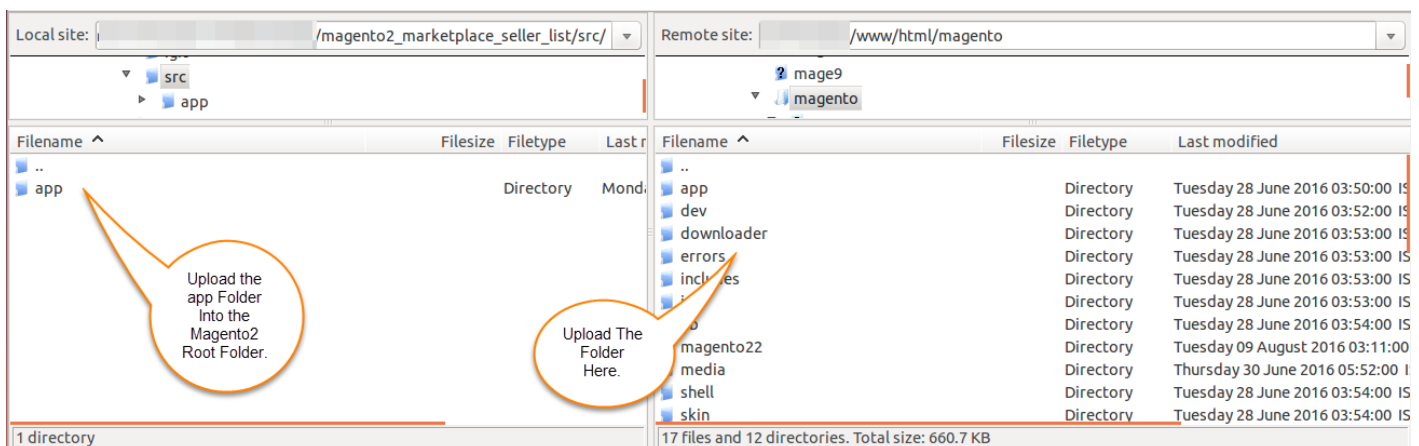
Seller List Marketplace Add-on is an add-on of Magento2 Marketplace Module. To use this module, you must have installed [Magento2 Marketplace Module](#).

Features Of Seller List Marketplace Add-on

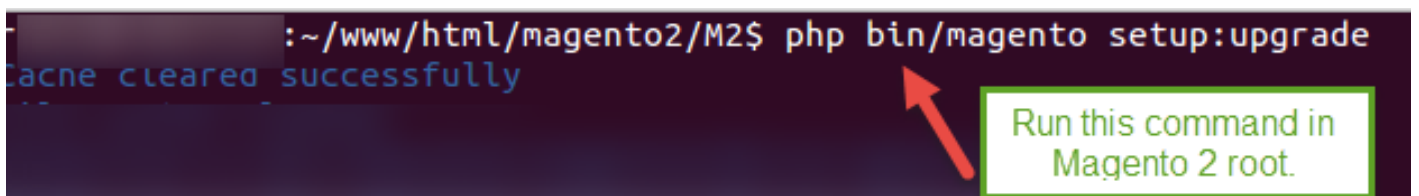
- Search based on an alphabetical search on shop URL, shop title & rewrite URL using ajax.
- Buyer can check the vendor product collection.
- Vendor and their products link with the Shop URL.
- Codes are open so it can be easily customized.

Installation Of Seller List Marketplace Add-on

Customers will get a **zip folder** and they have to extract the contents of this zip folder on their system. The extracted folder has an **src** folder, inside the src folder you have the **app** folder. You need to transfer this **app** folder into the Magento2 root directory on the server as shown below.



After the successful installation, you have to run the command on Magento2 root directory-“**php bin/magento setup:upgrade**”



Also, run this command into the Magento2 Root- “**php bin/magento setup:static-content:deploy**” You can refer the below screenshot.

```
~/www/html/magento2/M2$ php bin/magento setup:static-content:deploy
```

Run this command in root directory.

After moving the **app** folder you have to flush the cache from Magento admin module by navigating through ->**System->Cache management** as shown below.

Cache Management

System Messages: 1

Flush Cache Storage Flush Magento Cache

✓ You flushed the cache storage.

Refresh Submit 12 records found

Cache Type	Description	Tags	Status
<input type="checkbox"/> Configuration	Various XML configurations that were collected across modules and merged.	CONFIG	ENABLED
<input type="checkbox"/> Layouts	Layout building instructions.	LAYOUT_GENERAL_CACHE_TAG	ENABLED
<input type="checkbox"/> Blocks HTML output	Page blocks HTML.	BLOCK_HTML	ENABLED
<input type="checkbox"/> Collections Data	Collection data files.	COLLECTION_DATA	ENABLED
<input type="checkbox"/> Reflection Data	API interfaces reflection data.	REFLECTION	ENABLED

After the installation of **Magento2 Marketplace Seller list**, when any customer will click on “**View All**” option on the **landing page** of the Magento2 Marketplace, then they can see the list of sellers with a search box where customers can search by shop URL, shop title, rewrite URL, and also search by alphabets. Find below the image for the better understanding.

OPEN YOUR SHOP

OPEN YOUR ONLINE SHOP WITH US & GET TO EXPLORE THE NEW WORLD WITH MORE THAN MILLIONS OF SHOPPERS

OPEN YOUR SHOP

The Brand Makers

Search sellers by shop name from here... Search

All Sellers A B C D E F G H I J K L M N O P Q R S T U V W X Y Z

Customer Can Search By Store Name or URL.


On Clicking Here All The Sellers Will be Displayed.

Customers Can Search By Alphabets.

3 Item(s)

- MYDESIGNERSHOP**
6 TOTAL PRODUCTS
View All
- PETER DOE**
1 TOTAL PRODUCTS
View All
- JOHN DOE**
1 TOTAL PRODUCTS
View All

When customer will click on “**All Sellers**”, then all the sellers will be displayed that are there in the Marketplace.






When Clicked On "All Sellers", All the Sellers are Displayed.

The Brand Makers

Search sellers by shop name from here...

[All Sellers](#) [A](#) [B](#) [C](#) [D](#) [E](#) [F](#) [G](#) [H](#) [I](#) [J](#) [K](#) [L](#) [M](#) [N](#) [O](#) [P](#) [Q](#) [R](#) [S](#) [T](#) [U](#) [V](#) [W](#) [X](#) [Y](#) [Z](#)

 MYDESIGNERSHOP 6 TOTAL PRODUCTS <input type="button" value="View All"/>	 PETER DOE 1 TOTAL PRODUCTS <input type="button" value="View All"/>	 JOHN DOE 1 TOTAL PRODUCTS <input type="button" value="View All"/>
--	---	--

3 Item(s)

When searched by alphabet (say M), then the shop URL containing with the alphabet M will be displayed.

[Magento2 Marketplace Seller List](#)

On clicking on “**View All**” button , customers will be redirected to the **Seller’s Collection page** as per the below image.

[Magento2 Marketplace Seller List](#)

So by using this module, you can find all the sellers and their products in the Marketplace.

That is all for the **Seller List Marketplace Add-on** still have any issue feel free to add a ticket and let us know your views to make the module better at webkul.uvdesk.com