

# Seller Badge Marketplace Add-On

---

**Seller Badge Marketplace Add-On** allows the admin to add badges for different sellers according to their performance. This badge will appear at seller profile page so that buyers can know about the performance of the particular seller and the admin can manage the seller badge.

Seller Badge Marketplace is an add-on of Multi Vendor Marketplace module. So before using this add-on, you have to install Multi Vendor Marketplace module first.

## Features Of Marketplace Seller Badge System for Magento2

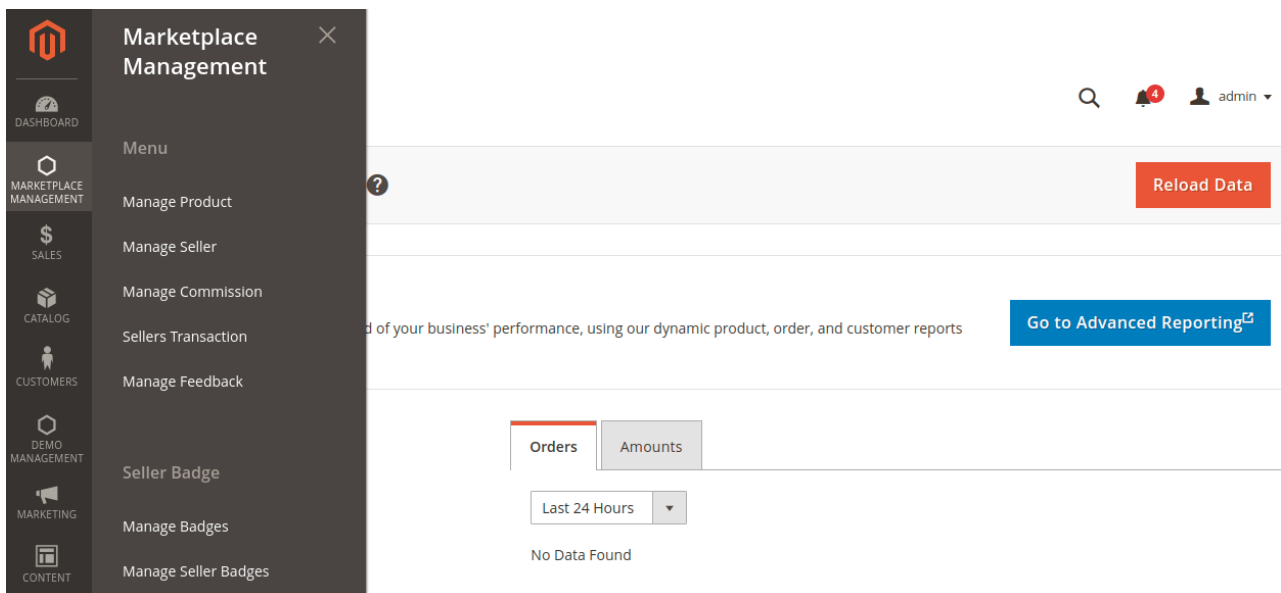
---

- The admin can create multiple badges.
- The admin can assign multiple badges to multiple sellers.
- The buyer can see badges on seller's profile page.
- The admin can delete or change the status of badges.
- The admin can manage the seller's badge.
- Admin can set rank of each badge from the admin panel.
- The codes are open source and it can be customized as per the requirement.

## Admin Configuration

---

After the module installation, the admin can see **Seller Badge** menu under the Marketplace Management section.



## Manage Badge

The admin can add the badges and also delete and change the existing badge status. The admin can see the list of badges under Manage Badges with Badge name, description, image, rank, and status.

**Manage Badge** demo

[Add New Badge](#)

Filters | Default View | Columns | Export

3 records found | 20 per page | 1 of 1

Actions	Badge Name	Badge Description	Rank	Created	Status	Action
<input type="checkbox"/>	Gold	Gold Badge for 10000 sold Products.	1	Jun 10, 2017 6:21:06 AM	Enable	<a href="#">Edit</a>
<input type="checkbox"/>	Silver	Silver Badge for 8000 sold Products.	2	Jun 10, 2017 6:23:31 AM	Enable	<a href="#">Edit</a>
<input type="checkbox"/>	Bronze	Bronze Badge for 5000 sold Products.	3	Jun 10, 2017 6:25:11 AM	Enable	<a href="#">Edit</a>

After clicking on **Add New Badge**, below page will be open and from here admin can add badges.

**New Badge** [← Back](#) [Reset](#) [Save Badge](#)

**Badges Information**

Badge Name \*

Badge Description \*

Image \*  No file chosen

Rank \*

Status \*

### Manage Seller Badge






Here, the admin can assign badges to the sellers or remove badges from the seller and also find the seller list with their badges.

Seller Badge Manager demo

---

Filters | Default View | Columns | Export

Actions | 6 records found | 20 per page | 1 of 1

<input type="checkbox"/>	Badge(s)	Seller ID	Seller Name	Seller Email	Seller Status
<input type="checkbox"/>	  	1	John Doe	john@example.com	Approved
<input type="checkbox"/>		10	Jane Doe	jane@example.com	Approved
<input type="checkbox"/>		8	Richard	richard@example.com	Approved

## Workflow of Marketplace Seller Badge System for Magento2 at Seller End

The Seller can find badges under seller profile. Now, the badge added by the admin will get display on edit seller profile page.

Edit Payment Information

Save Payment

Payment Information

Payment Details

Payment Information 

Seller Badge(s)



VIEW PROFILE

VIEW COLLECTION

« Back

## Workflow of Marketplace Seller Badge System for Magento2 at Customer End

The customer can see Seller Badge on the Seller Profile page. Please check the below image for the better understanding.

RECENTLY ADDED PRODUCTS



[View All 9 Products](#)



Clicking the **badge(s)** link in the above snapshot will redirect to the **Seller badge page** as shown below.



That's all for the base **Seller Badge Marketplace Add-On** module still have any issue feel free to add a ticket and let us know your views to make the module better at **HelpDesk System.**