

Fastway Shipping v3.0.0

Fastway Shipping - Fastway is the subsidiary of the **Aramex shipping** company and provides **Fastway Shipping** method for shipping the products to four countries – **New Zealand, Australia, Ireland,** and **South Africa** domestically.

By using this shipping module the admin can manage the shipping and orders from his admin panel, print invoice, enter the tracking ID and a complete the shipping management from the admin panel.

****Note:**

1. Fastway Shipping module works for shipping the products within the **Domestic area** only. for example; Australia to Australia and not the International area.
2. The shipping rates are calculated according to **Regional Franchise, product's weight,** and the **Zip Code** of the **Domestic buyer**.

Features

- Calculate Shipping cost according to the Fastway Shipping.
- The admin can enable or disable the shipping method.
- The admin needs to enter his Fastway API.
- The name of Fastway Shipping method can be entered by the admin, which will be visible to the customers at the frontend.
- Shipping Rate depends on Admin's Regional Franchise, Product weight, and the buyer's destination address.

Admin Configuration

After the successful installation of the **Fastway Shipping** module;

The admin will be able to see the configuration panel under **Stores> Configuration > Sales>Shipping Method > Webkul Fastway Shipping** as per the below snapshot:

Store View: Default Config ? Save Config

Tax

Checkout

Multishipping Settings

Shipping Methods

Google API

Payment Methods

SERVICES ▾

ADVANCED ▾

Webkul Fastway Shipping

Enabled for Checkout [website] Yes ▾

Sandbox Mode [website] Yes ▾

Title [store view] Webkul Fastway Shipping

Api Key [website]

Weight Unit [store view] Pounds ▾

Default Origin Country [website] South Africa ▾

Default Regional Franchise [website] Cape Town ▾

Ship to Applicable Countries [website] All Allowed Countries ▾

Ship to Specific Countries [website]
Australia
New Zealand
Ireland
South Africa

Displayed Error Message [store view]
This shipping method is currently unavailable. If you would like to ship using this shipping method, please contact us.

Show Method if Not Applicable [website] Yes ▾

Debug [website] Yes ▾

Thus, the admin can manage all the setting for **Fastway Shipping** method.

Let's go through each of the **configuration** settings –

- **Enabled for Checkout** –
Select “**Yes**” to enable the method for checkout else select “**No**”.
- **Sandbox Mode** –
Select “**Yes**” to make use of the sandbox(testing) mode else select “**No**” to use the production(live) mode.
- **Title** –
Enter the title for the shipping method that will be displayed on the checkout page.
- **API Key** –
The admin will enter his Fastway shipping account API Key.
- **Weight Unit** –
Select the weight unit as pounds or kilograms as required.
- **Default Origin Country** –
Select the default origin country of the store.
- **Default Regional Franchise** –

Select the default Regional franchise for the Fastway shipping.

- **Ship to Applicable Countries** –
Select the countries where this shipping method will be applicable to.
- **Ship To Specific Countries** –
Select the specific countries where you want to ship to.
- **Displayed Error Message** –
Enter the displayed error message if the “**Show Method If Not Applicable**” is set as “**Yes**”.
- **Show Method if Not Applicable** –
Select “**Yes**” to show the method if not applicable.
- **Debug** –
Select “**No**” to not store the debug log information else select “**Yes**” to store the debug log.

How to get the Fastway API Key

You can receive **API Key** using this link api.fastway.org.

For the **Fastway API key** follow the steps below –

1. Click this api.fastway.org link.
2. Then click on the **Get API key** as shown below in the snapshot.

Fastway API API Versions ▾ **Get API Key** Making Calls FAQ Contact My Account

This documentation is for the v2 (stable) version of the API.

Invocation URL: /v2/psc

Price Service Calculator

Determine the cost to send goods between two locations.

Action Name	Description	Invocation URL
Franchises by Postcode	Perform a query that returns the Pickup RF for a particular postcode.	/v2/psc/pickuprf
List Delivery Suburbs	Produces a list of delivery suburbs based on the specified Pickup RF and optional search terms.	/v2/psc/listdeliverysuburbs
List Regional Franchises	List all the Regional Franchises for the specified country.	/v2/psc/listrfs
PSC Lookup	Perform a PSC lookup. Note: All prices include GST unless otherwise stated. Prices are for prepaid purchases only, for one-off cash sales please contact your local Regional Franchise.	/v2/psc/lookup
Render HTML Template	Renders a HTML template based on the PSC information.	/v2/psc/render
Suburbs in region	Produces a list of delivery suburbs based on the specified delivery RF.	/v2/psc/suburbsinregion

[Back to Index](#)

3. After clicking on the **Get API key**, a page will open where you need to fill in the appropriate information.

Thus after that click the “**Get API Key**” button as shown below in the snapshot:

Fastway API API Versions ▾ Get API Key Making Calls FAQ Contact My Account

This documentation is for the v2 (stable) version of the API.

Get your API Key

The API key is required for pretty much all calls. Any call you make gets logged against the key. Also, any additional permissions you request are assigned to the key.

First Name

Last Name

Email Address

Password

Confirm Password

Country

Enter the details and click Create API Key.

Resend API Key

If you forgot your API key, you can enter the email address you signed up with here and get it resent to you.

Email Address

Now, after clicking the **Get API Key** you will see a success message and will receive the **API key** that you can use.

Fastway API API Versions ▾ Get API Key Making Calls FAQ Contact My Account

This documentation is for the v2 (stable) version of the API.

Success! Your user has been created. Your API key is:

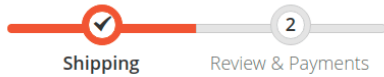
After clicking the Create API Key you will see a success message and the API Key.

How To Use – Customer’s End

At the front-end, the buyer will add the products to the cart and then click on the **Go To Checkout** button.

After that, the buyer will find all the allowed **Fastway Shipping** methods listed under the **shipping methods section**.

Now after selecting their preferred method the buyers will tap the **“Next”** button to proceed further.



Shipping Address

John Doe ✓
Webkul
ULLSWATER, Victoria 3318
Australia
14242800000

+ New Address

Order Summary
1 Item in Cart

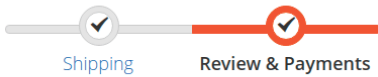
Shipping Methods

- \$10.00 Fixed Flat Rate
- \$37.00 Parcel(WHITE) Webkul Fastway Shipping

Next

Thus, after tapping the **next** button, the customers will be taken to another page.

Moreover, having all the details of the order along with the shipping method under order summary.



Payment Method

Check / Money order

My billing and shipping address are the same

John Doe
Webkul
ULLSWATER, Victoria 3318
Australia
14242800000

I agree to the Terms and Conditions *

Place Order

Apply Discount Code

Order Summary

Cart Subtotal	\$90.00
Shipping Webkul Fastway Shipping - Parcel(WHITE)	\$37.00
Order Total	\$127.00

1 Item in Cart

Ship To:

John Doe
Webkul
ULLSWATER, Victoria 3318
Australia
14242800000

Shipping Method:

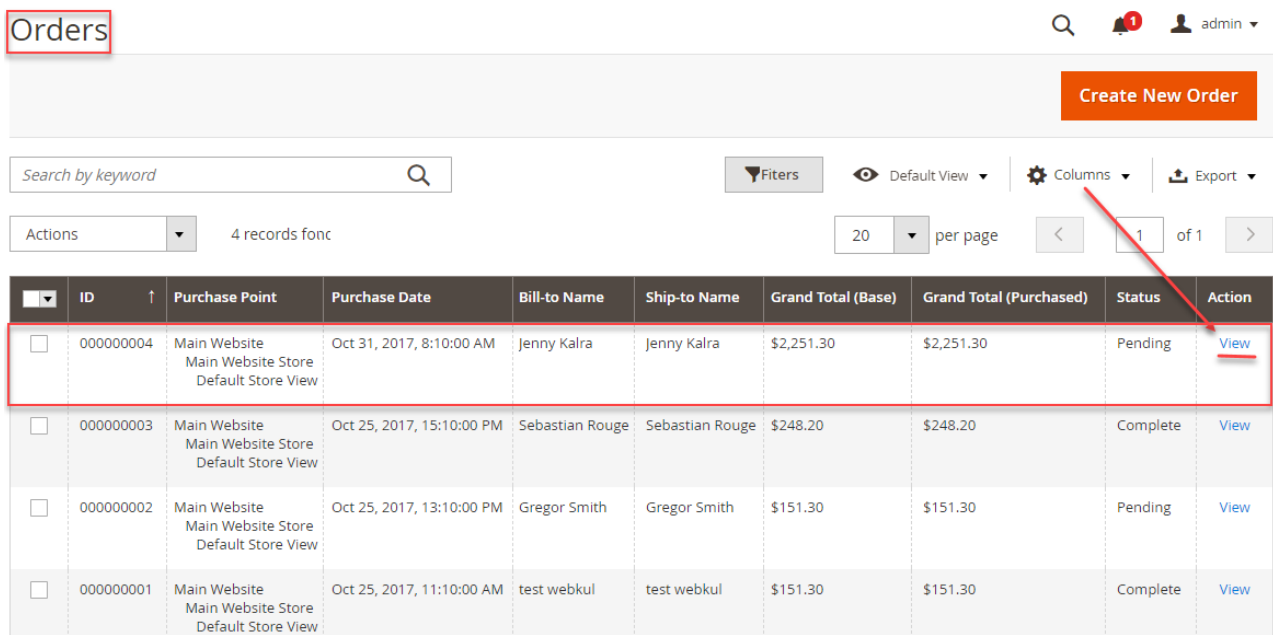
Webkul Fastway Shipping - Parcel(WHITE)

****Note:** In Fastway Shipping module, the shipping rates are calculated according to **admin's Regional Franchise, products weight, and the Zip Code of the Domestic buyer.**

Admin – Management

After the order has been placed by the customers, the admin can navigate through **Sales>Orders** to check the list of orders.

Thus, the admin can tap on the **View** link to check the order details as shown below in the snapshot:



Orders

Create New Order

Search by keyword

Filters Default View Columns Export

Actions 4 records found 20 per page 1 of 1

ID	Purchase Point	Purchase Date	Bill-to Name	Ship-to Name	Grand Total (Base)	Grand Total (Purchased)	Status	Action
000000004	Main Website Main Website Store Default Store View	Oct 31, 2017, 8:10:00 AM	Jenny Kalra	Jenny Kalra	\$2,251.30	\$2,251.30	Pending	View
000000003	Main Website Main Website Store Default Store View	Oct 25, 2017, 15:10:00 PM	Sebastian Rouge	Sebastian Rouge	\$248.20	\$248.20	Complete	View
000000002	Main Website Main Website Store Default Store View	Oct 25, 2017, 13:10:00 PM	Gregor Smith	Gregor Smith	\$151.30	\$151.30	Pending	View
000000001	Main Website Main Website Store Default Store View	Oct 25, 2017, 11:10:00 AM	test webkul	test webkul	\$151.30	\$151.30	Complete	View

Clicking the **View** link will bring up another page with the complete information regarding the order.

Thus, the admin can generate the **invoice, shipments, re-order** the placed order, and **send email** to customer and even cancel the order.

The admin can also find the shipping method chosen by the customer.

[← Back](#)
[Cancel](#)
[Send Email](#)
[Hold](#)
[Invoice](#)
[Ship](#)
[Reorder](#)
[Edit](#)

ORDER VIEW

- Information
- Invoices
- Credit Memos
- Shipments
- Comments History

Order & Account Information

Order # 000000008 (The order confirmation email was sent)

Order Date	Sep 3, 2019, 7:47:54 PM
Order Status	Pending
Purchased From	Main Website Main Website Store Default Store View
Placed from IP	127.0.0.1 (192.168.25.99)

Account Information [Edit Customer](#)

Customer Name	John Doe
Email	johndoe@webkul.com
Customer Group	General

Address Information

Billing Address [Edit](#)

John Doe
Webkul
ULLSWATER, Victoria, 3318
Australia
T: 14242800000

Shipping Address [Edit](#)

John Doe
Webkul
ULLSWATER, Victoria, 3318
Australia
T: 14242800000

Payment & Shipping Method

Payment Information

Check / Money order
The order was placed using USD.

Shipping & Handling Information

Webkul Fastway Shipping - Parcel(WHITE) \$37.00

Items Ordered

Product	Item Status	Original Price	Price	Qty	Subtotal	Tax Amount	Tax Percent	Discount Amount	Row Total
Push It Messenger Bag SKU: 24-WB04	Ordered	\$45.00	\$45.00	Ordered 2	\$90.00	\$0.00	0%	\$0.00	\$90.00

Order Total

Notes for this Order

Status

Pending

Comment

[Text input area for comment]

- Notify Customer by Email
- Visible on Storefront

Submit Comment

Order Totals

Subtotal	\$90.00
Shipping & Handling	\$37.00
Grand Total	\$127.00
Total Paid	\$0.00
Total Refunded	\$0.00
Total Due	\$127.00

After viewing the order admin will create the **invoice** for the order.

The **invoice** will contain all the **shipping information** and **cost of shipping** for that particular order.

#000000005

🔍  admin ▾

← Back Send Email Print

Order & Account Information

Order # 000000008 (The order confirmation email was sent)

Account Information [Edit Customer](#)

Order Date	Sep 3, 2019, 7:47:54 PM
Order Status	Processing
Purchased From	Main Website Main Website Store Default Store View
Placed from IP	127.0.0.1 (192.168.25.99)

Customer Name	John Doe
Email	JohnDoe@webkul.com
Customer Group	General

Address Information

Billing Address [Edit](#)

John Doe
Webkul
ULLSWATER, Victoria, 3318
Australia
T: 14242800000

Shipping Address [Edit](#)

John Doe
Webkul
ULLSWATER, Victoria, 3318
Australia
T: 14242800000

Payment & Shipping Method

Payment Information

Check / Money order
The order was placed using USD.

Shipping Information

Webkul Fastway Shipping - Parcel(WHITE)
Total Shipping Charges: **\$37.00**

Items Invoiced

Product	Price	Qty	Subtotal	Tax Amount	Discount Amount	Row Total
Push It Messenger Bag SKU: 24-WB04	\$45.00	2	\$90.00	\$0.00	\$0.00	\$90.00

Order Total

Invoice History

Comment Text

Notify Customer by Email

Visible on Storefront

Submit Comment

Invoice Totals

Subtotal	\$90.00
Shipping & Handling	\$37.00
Grand Total	\$127.00

Thus, after creating **Invoice**, the admin will create the **shipping** for the order.

← Back Print **Send Tracking Information**

Order & Account Information

Order # 000000008 (The order confirmation email was sent)

Account Information [Edit Customer](#)

Order Date	Sep 3, 2019, 7:47:54 PM
Order Status	Complete
Purchased From	Main Website Main Website Store Default Store View
Placed from IP	127.0.0.1 (192.168.25.99)

Customer Name	John Doe
Email	johndoe@webkul.com
Customer Group	General

Address Information

Billing Address [Edit](#)

John Doe
Webkul
ULLSWATER, Victoria, 3318
Australia
T: 14242800000

Shipping Address [Edit](#)

John Doe
Webkul
ULLSWATER, Victoria, 3318
Australia
T: 14242800000

Payment & Shipping Method

Payment Information

Check / Money order
The order was placed using USD.

Shipping and Tracking Information

Webkul Fastway Shipping - Parcel(WHITE)
Total Shipping Charges: **\$37.00**

Carrier	Title	Number	Action
Custom Value			Add

Inventory

Source: Default Source

Items Shipped

Product	Qty Shipped
Push It Messenger Bag SKU: 24-WB04	2

Order Total

Shipment History

Comment Text

- Notify Customer by Email
- Visible on Storefront

Submit Comment

Thus, that's all for the **Fastway Shipping** module.

If you have any suggestions or queries regarding the extension you can get back to us at **HelpDesk System**.