

# Custom Product Labels

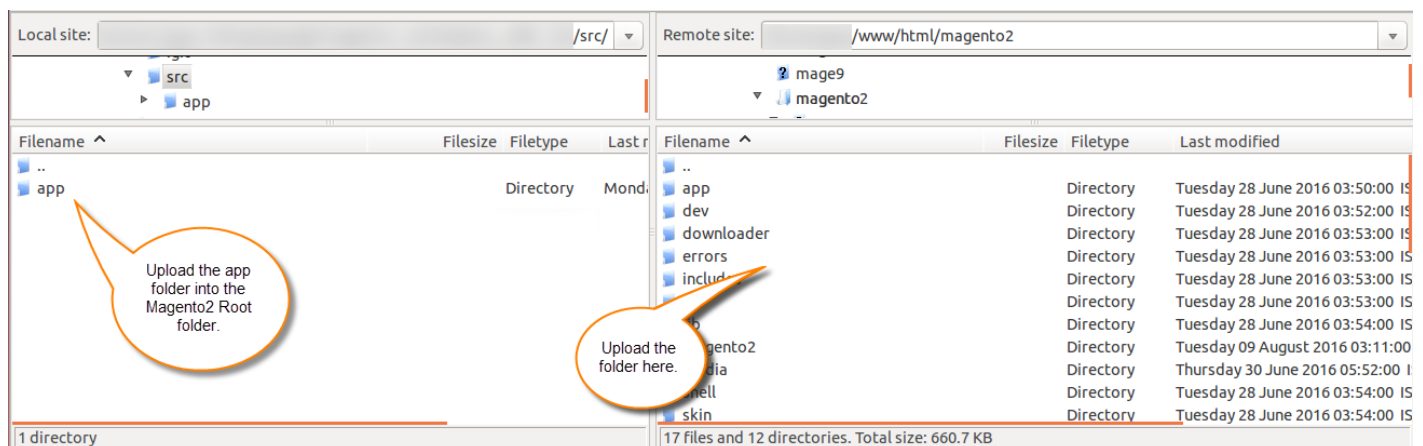
Custom Product Labels module will surely increase your sales by showing labels on the product and category page of your store. Admin can upload the custom labels – Sale, New, Featured, and Sold-Out.

## Features Of Custom Product Labels

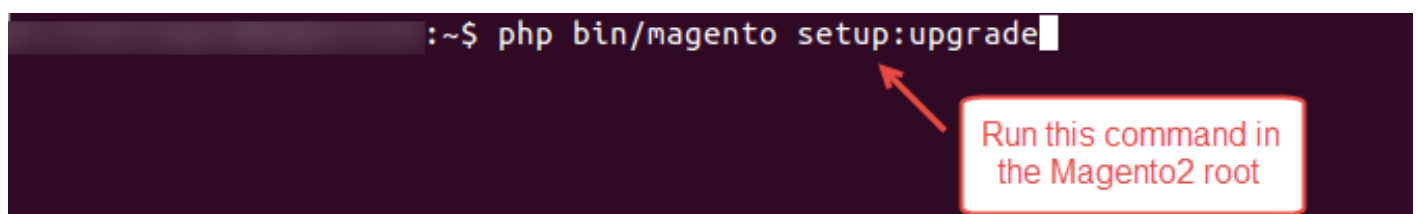
- Increase sales with interactive product Image labels.
- Easy to use and customizable from the Magento2 admin.
- Works in all custom Magento2 template.
- labels are visible on the Category and Product page.
- Set Labels in admin panel – Sale, New, Featured, and Sold-Out.
- Set Label images manually.
- Delete previously set label images manually.

## Installation Of Custom Product Labels

Customers will get a **zip folder** and they have to extract the contents of this zip folder on their system. The extracted folder has an **src** folder, inside the src folder you have the **app** folder. You need to transfer this **app** folder into the Magento2 root directory on the server as shown below.



After the successful installation, you have to run the command on Magento2 root directory-“**php bin/magento setup:upgrade**”



Now run this command into the Magento2 root – “**php bin/magento setup:di:compile**”

```
~/www/html/magento2115$ php bin/magento setup:di:compile
```

Run this command in root directory.

Also, run this command into the Magento2 Root- “**php bin/magento setup:static-content:deploy**” You can refer the below screenshot.

```
:~$ php bin/magento setup:static-content:deploy
```

Run this command in the Magento2 root.

After running the commands, you have to flush the cache from Magento admin panel by navigating through- **>System->Cache management** as shown below.

Cache Management

System Messages: 1

Flush Cache Storage Flush Magento Cache

✓ You flushed the cache storage.

Refresh Submit 12 records found

Cache Type	Description	Tags	Status
<input type="checkbox"/> Configuration	Various XML configurations that were collected across modules and merged.	CONFIG	ENABLED
<input type="checkbox"/> Layouts	Layout building instructions.	LAYOUT_GENERAL_CACHE_TAG	ENABLED
<input type="checkbox"/> Blocks HTML output	Page blocks HTML.	BLOCK_HTML	ENABLED
<input type="checkbox"/> Collections Data	Collection data files.	COLLECTION_DATA	ENABLED
<input type="checkbox"/> Reflection Data	API interfaces reflection data.	REFLECTION	ENABLED

### How To Use Custom Product Labels

After the successful installation of the module, the admin will first of all set the custom product labels by navigating through **Stores->Configuration-> Webkul Product Custom Label Images ->Manage Product Custom Label Image** as shown below in the screenshot.

Admin can apply the product label on new and the already created products in the catalog. To apply the label, the admin will navigate to **Products->Catalog->Manage Products->Product Custom Label Image** and set the label image for the catalog products from here as per the snapshot below.

**Advanced Pricing**

Tax Class [website] Taxable Goods

Quantity [global] 100

**Advanced Inventory**

Stock Status [global] In Stock

Weight [global] lbs This item has weight

Categories [global] Gear x Fitness Equipment x **New Category**

Visibility [store view] Catalog, Search

Set Product as New From [website] To [website]

Country of Manufacture [website]

Activity [global]
 

- Hike
- Outdoor
- Running
- Warmup
- Yoga
- Recreation

Material [global]
 





- Foam
- Organic Cotton
- Metal
- TENCEL
- CoolTech&trade;
- Plastic

Color [global] Black

Gender Men

**Product Custom Label Image**

Select Custom Label Image

Image Label	Select
	<input type="radio"/>
	<input type="radio"/>
	<input type="radio"/>
	<input checked="" type="radio"/>
No Selection	<input type="radio"/>

Select the label for the product as per your requirement.

Content

Configurations

## FrontEnd View Of Custom Product Labels

After the admin has done the configuration for the custom product labels, the labels will show up on the frontend as per the snapshot below.

# Fitness Equipment

## Shopping Options

- CATEGORY ▾
- SIZE ▾
- ACTIVITY ▾
- COLOR ▾
- GENDER ▾
- MATERIAL ▾
- PRICE ▾

Items 1-9 of 11

Product list with label image.

Sort By Position ▾ ↑



## Compare Products

You have no items to compare.

Affirm Water Bottle  
★★★★★ 1 review  
**\$5.00**

Sprite Yoga Companion Kit  
From **\$61.00**  
To **\$77.00**

Harmony Lumaflex™ Strength Band Kit  
★★★★★ 3 reviews  
**\$22.00**

Sprite Foam Roller  
**\$19.00**

## My Wish List

You have no items in your wish list.



Sprite Foam Yoga Brick  
**\$5.00**

Quest Lumaflex™ Band  
★★★★★ 3 reviews  
**\$19.00**

Go-Get'r Pushup Grips  
★★★★★ 3 reviews  
**\$19.00**

Pursuit Lumaflex™ Tone Band  
★★★★★ 2 reviews  
**\$16.00**



Zing Jump Rope  
★★★★★ 3 reviews  
**\$12.00**

1 2 >

Show 9 per page

About us  
Customer Service

Privacy and Cookie Policy  
Search Terms  
Advanced Search  
Contact Us  
Orders and Returns

Enter your email address



Search entire store here...  

What's New Women Men **Gear** Training Sale

Home > Gear > Fitness Equipment > Sprite Foam Yoga Brick

New product with label image.


NEW

# Sprite Foam Yoga Brick

Be the first to review this product

**\$5.00**

**IN STOCK**  
SKU#: 24-WG084



Qty

**Add to Cart**

 ADD TO WISH LIST  ADD TO COMPARE  EMAIL

Details More Information Reviews

That's all for the Custom Product Labels still have any issue feel free to add a ticket and let us know your views to make the module better at [webkul.uvdesk.com](http://webkul.uvdesk.com)