



Webinse Price Grabber

Price Grabber allows you to track and set the lowest prices on your products - easily

Overview

Tired of checking prices on products at different stores (like 6PM, eBay, etc.)? Here is a handy solution for you - Webinse PriceGrabber extension. It allows you to track and set the lowest prices on your products - easily.

Webinse PriceGrabber allows you to setup the lowest prices automatically or manually.

You can add the price rule in System -> Configuration -> PriceGrabber. The extension will automatically determine the price according to the next rule: the minimum price of external websites + price rule that you added.

In System -> Configuration -> PriceGrabber, you also can specify on how tag parser gets the price of the product from external websites. PriceGrabber also allows to specify how to update prices (automatically twice a day or manually).

You can add links to external websites in the following way:

- go to Catalog -> Manage Products grid
 - check need product (it should be a simple product)
 - on the edit product, check you will see a PriceGrabber tab, there you can set links to external site also you can see a time when product has been updated
- You can check the validity of the link in the PriceGrabber grid with the "Check link" button! Also, you can see how long ago the prices were updated and pricing information on this item from other resources (from product pages or grid Manage Products).



Note: In order Price Grabber extension works properly, you need to setup a Cron job first.

Features

- ❖ You can set links to the external websites and check their validity
- ❖ You can see the prices of competitors in a convenient format
- ❖ Automatically upgraded prices from external resources twice a day
- ❖ The opportunity to set the lowest prices on assignment rule
- ❖ The extension also allows to update the prices manually
- ❖ Opportunity to specify the rule that calculates the minimal price
- ❖ Extension automatically notifies you of error (problem with tags or improperly installed external links)
- ❖ An opportunity to add and configure the block of price comparisons in the frontend

Note: Extension supports 5 websites: eBay, Zappos, 6PM, TigerDirect, BestBuy. With the latest version you may also add new external websites dynamically but Price Grabber is not guaranteed to work with all sort of websites so it might need additional customization for your requirements.

Note: Extension works only with one currency simultaneously. No multi-currency support.

Note: Extension supports only simple products.

Administration & Configuration

All features and user interfaces are fully configurable, installation requires little time and can be controlled from the Magento Administration Panel.

Version and Compatibility

Price Grabber Extension version 2.2.4 is compatible with Magento Community Edition version 1.7-1.9.3 and guaranteed to work with Magento default theme

User Manual

Log into Magento admin panel, select Catalog -> Manage products.
 Select simple product, then in the left column, select Product information -> Price Grabber.

Images

Recurring Profile

Design

Gift Options

Inventory

Websites

Categories

Related Products

Up-sells

Cross-sells

Custom Options

Daily Deals

PriceGrabber

Handbag Leather Messenger (Default)

General

Set active pricegrabber

Min. Price \$9.50

Comparison Pricegrabber Price ↑ \$80.00

Email When Price Changes

Show comparison block on product page

Parsed link

Ebay.com	http://www.ebay.com/itm/Matcha-Set-Chasen-Tea-Whisk Check link
	<small>▲ http://www.ebay.com/</small>
Bjs.com	http://www.bjs.com/q-see-8-channel-4-camera-1080p-se Check link
	<small>▲ http://www.bjs.com/</small>

Pricegrabber Rule

Activate pricegrabber rule.

Apply the pricegrabber rule for the special price.
▲ Yes - Apply the pricegrabber rule for the special price.
 No - Apply the pricegrabber rule for the original price.

Limit price *
▲ Default currency - USD. This is a minimal price for the product.

Use pricegrabber rule in the percent.
▲ Yes - Set the rule in the percent. No - Set the rule in the number.

Pricegrabber Rule
▲ E.g. -5.0 or 1.0 Default currency - USD. This rule will be apply to minimal price.

Set rounding.

✔ Last time the parsed prices were updated 1 day(s) 2 hour(s) 37 minute(s) ago.

Parsed Price

External Site
www.ebay.com
www.bjs.com

Activate Pricegrabber Rule, press Save and Continue Edit.

Go to Webinse -> Pricegrabber products.



Parsed Price	Limit price	Price	Special Price	Growth Index	Pricegrabber rule %	Pricegrabber rule	View Product
	From: <input type="text"/> To: <input type="text"/> In: USD ▾	From: <input type="text"/> To: <input type="text"/> In: USD ▾	From: <input type="text"/> To: <input type="text"/> In: USD ▾		<input type="text"/>	<input type="text"/>	
www.ebay.com - \$90.17	\$30.00	\$89.17	\$71.34	↓ \$0.00			View Product
www.ebay.com - \$9.50 www.bjs.com - \$249.99	\$7.00	\$80.00	\$64.00	↑ \$80.00		-1.0000	View Product

Go to System-> Configurations. Then select in the left column Webinse -> Price Grabber. Setup Configuration and Error notification.

Price Grabber

Version Extension		
Configuration		
Task schedule (cron syntax)	<input type="text" value="*/1 * * * *"/>	[STORE VIEW]
Qty of products for update	<input type="text" value="1"/>	[STORE VIEW]
Report schedule (cron syntax)	<input type="text" value="*/1 * * * *"/>	[STORE VIEW]
Send report:	<input type="text" value="No"/> ▼ ▲ Default: Yes	[STORE VIEW]
Apply the pricegrabber rule for the special price:	<input type="text" value="No"/> ▼ ▲ Yes - Apply the pricegrabber rule for the special price. No - Apply the pricegrabber rule for the original price.	[STORE VIEW]
Use pricegrabber rule in the percent:	<input type="text" value="No"/> ▼ ▲ Default: No	[STORE VIEW]
Pricegrabber Rule	<input type="text" value="-1.0"/> ▲ E.g. '-5.0' or '1.0'. Default currency - USD. This rule will be apply to minimal price.	[STORE VIEW]
External Sites		
+ Add Site		[STORE VIEW]
Frontend - Comparison block		
Enable comparison block	<input type="text" value="Yes"/> ▼ ▲ Yes - each product gets its own option to enable/disable block output	[STORE VIEW]
Hide external sites without logo	<input type="text" value="No"/> ▼	[STORE VIEW]
Hide site name if logo exists	<input type="text" value="Yes"/> ▼	[STORE VIEW]
Block title	<input type="text" value="It's cheaper than on:"/>	[STORE VIEW]
Title size (px)	<input type="text" value="20"/>	[STORE VIEW]
Title color (hex)	<input type="text" value="#333"/>	[STORE VIEW]
Text size (px)	<input type="text" value="14"/>	[STORE VIEW]
Text color (hex)	<input type="text" value="#333"/>	[STORE VIEW]

Setup Price Changes Notification and Report Notification.




Error Notification		
Sender	<input type="text" value="Customer Support"/>	[STORE VIEW]
Recipient Email	<input type="text" value="info@example.com"/>	[STORE VIEW]
Recipient Name	<input type="text" value="Example Name"/>	[STORE VIEW]
Email Subject	<input type="text" value="Example Subject"/>	[STORE VIEW]
Email Template	<input type="text" value="Pricegrabber Notification (Default Template from"/>	[STORE VIEW]


Report Notification		
Sender	<input type="text" value="Sales Representative"/>	[STORE VIEW]
Recipient Email	<input type="text" value="info@example.com"/>	[STORE VIEW]
Recipient Name	<input type="text" value="Example Name"/>	[STORE VIEW]
Email Subject	<input type="text" value="Example Subject"/>	[STORE VIEW]
Email Template	<input type="text" value="Pricegrabber Report Notification (Default Templa"/>	[STORE VIEW]

Price Changes Notification		
Sender	<input type="text" value="Customer Support"/>	[STORE VIEW]
Recipient Email	<input type="text" value="info@example.com"/>	[STORE VIEW]
Recipient Name	<input type="text" value="Example Name"/>	[STORE VIEW]
Email Subject	<input type="text" value="Example Subject"/>	[STORE VIEW]
Email Template	<input type="text" value="Pricegrabber Change Price Notification (Default"/>	[STORE VIEW]

Setup Frontend.

Current Configuration Scope:
 
[Manage Stores](#)



Configuration

- ▶ GENERAL
 - General
 - Web
 - Design
 - Currency Setup
 - Store Email Addresses
 - Contacts
 - Reports
 - Content Management
- ▶  WEBINSE
 - Price Grabber**
 - Visit Website
 - ▶ CATALOG
 - Catalog
 - Configurable Swatches
 - Inventory
 - Google Sitemap
 - RSS Feeds
 - Email to a Friend
 - ▶ CUSTOMERS

Price Grabber

Version Extension
Configuration
Error Notification
Price Changes Notification
Report Notification
Frontend

Title	It's cheaper than on:</br>
Title Size, px	20 ▲ Default: 20px
Title Color	333333 ▲ Default: #333
Text Size, px	14 ▲ Default: 14px
Text Color	333333 ▲ Default: #333
Logo Height, px	20 ▲ Default: 20px

External Link	Price CSS Selector	External Currency	Logo for comparison block (optional)	
http://www.ebay.com/	#prclsum[content]	USD		<input type="checkbox"/> Delete
http://www.bjs.com/	.price4	USD		<input type="checkbox"/> Delete
https://www.samsclub.com/	.pricingInfo span.hidden	USD		<input type="checkbox"/> Delete
				<input type="button" value="Add Site"/>

Frontend - Comparison block

Enable comparison block: [STORE VIEW]
▲ Yes - each product gets its own option to enable/disable block output

Hide external sites without logo: [STORE VIEW]

Hide site name if logo exists: [STORE VIEW]

Block title: [STORE VIEW]

Title size (px): [STORE VIEW]


Title color (hex): [STORE VIEW]

Text size (px): [STORE VIEW]

Text color (hex): [STORE VIEW]

Then go to Product page to check the item.

HOME / MEN / NEW ARRIVALS / CELL PHONE






CELL PHONE \$8.50

IN STOCK

adfsvdafvfv

It's cheaper than on:

-  - \$9.50
-  - \$249.99
-  - \$14.43

Qty:

[Add to Wishlist](#) | [Add to Compare](#) | 