



Daily Deals

Our extension will help you to use all the power of Daily deals in your online business.

Overview

Want to attract more attention to your products? Then Daily Deals is for you!

Even if your product is good, customers not always buy it. But if they see some special proposition that is limited in time and quantity, they get more interested in it. Daily Deals is a very popular extension on the web-sites that helps to attract more people to your online-store.

Wide spectrum of features and abilities of this extension will help you to use all the power of Daily deals in your online business. You will be able to set the time and date of the start and end of the deal, launch deals in the future and customize outlook of the deal.

Our extension allows you to show countdown and three informational blocks under it: the comparison between the usual price and special price, mount of the bought items and items that left. Also you can customize in System => Configuration => Daily Deals the color of the countdown and informational block.

You can add the deal product in two ways: in the grid of our extension and in the Catalog => Manage Products.

Also, you will get our widget that will be located in the widget. This widget can be customized by the following settings: amount of items, that shown; the border and count down color. The client can also link right from the widget to the all items with special prices.

Note: In order Daily Deals extension works properly you need to set up Cron job first.

Note: This extension might work incorrectly with catalog flat categories enabled.



Note: This extension creates deals for configurable and associated simple products and controls qty decrements for both. Because of one special price for all associated products there is no ability to set deal for products with certain option.

Features

- ❖ Customizable sidebar
- ❖ Ability to run multiple deals
- ❖ Ability to set time and date of start and end of the deal
- ❖ Informative Status updates to assist in management: running, ended, pending
- ❖ Ability to display qty of remaining products by the special price
- ❖ Ability to display qty of bought products by the deal price
- ❖ Preventive messages about qty of the products for management
- ❖ Comparison between the discount price and actual value of each product
- ❖ Webinse Daily Deals widget
- ❖ Customization of the qty of shown items in the widget

Administration & Configuration

All features and user interfaces are fully configurable, installation requires little time and can be controlled from the Magento Administration Panel.

Version and Compatibility

Daily Deals Extension version 2.5.4 is compatible with Magento Community Edition version 1.7-1.9 and guaranteed to work with Magento default theme

User Manual

Log into Magento admin panel, select CMS -> Widgets, select Daily Deals widget. Setup frontend properties. Press Save and Continue edit.

Widget Instance

Frontend Properties

Widget Options

Widget "Daily Deals"

Frontend Properties

Type: Dailydeals: Side block

Design Package/Theme: rwd / default

Widget Instance Title *: Daily Deals

Assign to Store Views *:

- All Store Views
- Ajax Cart**
 - Ajax Cart
- Ajax Sales Grid**
 - Ajax Sales Grid
- Attacher**
 - Attacher
- Beanstream**
 - beanstream

Sort Order: 0

▲ Sort Order of widget instances in the same block reference

Layout Updates

Display On *: All Pages

Block Reference *: Left Column

Template: Please Select Block Reference First



Set up Widget Options. Press Save and Continue edit.

Widget Instance

- Frontend Properties
- Widget Options**

Widget "Daily Deals"

Widget Options

Numbers items *	<input type="text" value="2"/>
Border px	<input type="text" value="1"/>
Border style	<input type="text" value="solid"/>
Border color	<input type="text" value="#ffffff"/>
Countdown color	<input type="text" value="#2e8ab8"/>

Select Webinse -> Daily Deal Products.

Board Sales Catalog Mobile Customers Promotions Newsletter CMS Reports Webinse System [Get help for this page](#)

Message: Reminder: Change Magento's default phone numbers and callouts before site launch You have 1 critical, 5 major, 19 minor and 138 notice unread message(s). [Go to notification](#)

Is [Add New](#)

1 of 1 pages | View 20 per page | Total 5 records found [Reset Filter](#) [Search](#)

[Unselect All](#) | [Select Visible](#) | [Unselect Visible](#) | 0 items selected Actions [Submit](#)

Product Name	Product Sku	Type	Price	Deal price	Deal Quantity	Deal Bought	Deal Start	Deal End	Deal Status
Retro Chic Eyeglasses	ace002	Simple Product	\$295.00	\$250.00	100		Aug 5, 2014	Aug 31, 2014	RUNNING
Jackie O Round Sunglasses	ace001	Simple Product	\$295.00	\$200.00	50		Aug 4, 2014	Aug 14, 2014	RUNNING
Around the World in 80 Days	hbm001	Downloadable Product	\$5.00	\$4.25	0	10	Aug 5, 2014	Aug 20, 2014	ENDED
Roller Suitcase	abi005	Simple Product	\$650.00	\$590.00	100		Aug 13, 2014	Aug 28, 2014	PENDING
Herald Glass Vase	hdd000	Simple Product	\$110.00	\$79.99	10		Aug 4, 2014	Aug 27, 2014	DISABLED





Select product, edit Deal product.

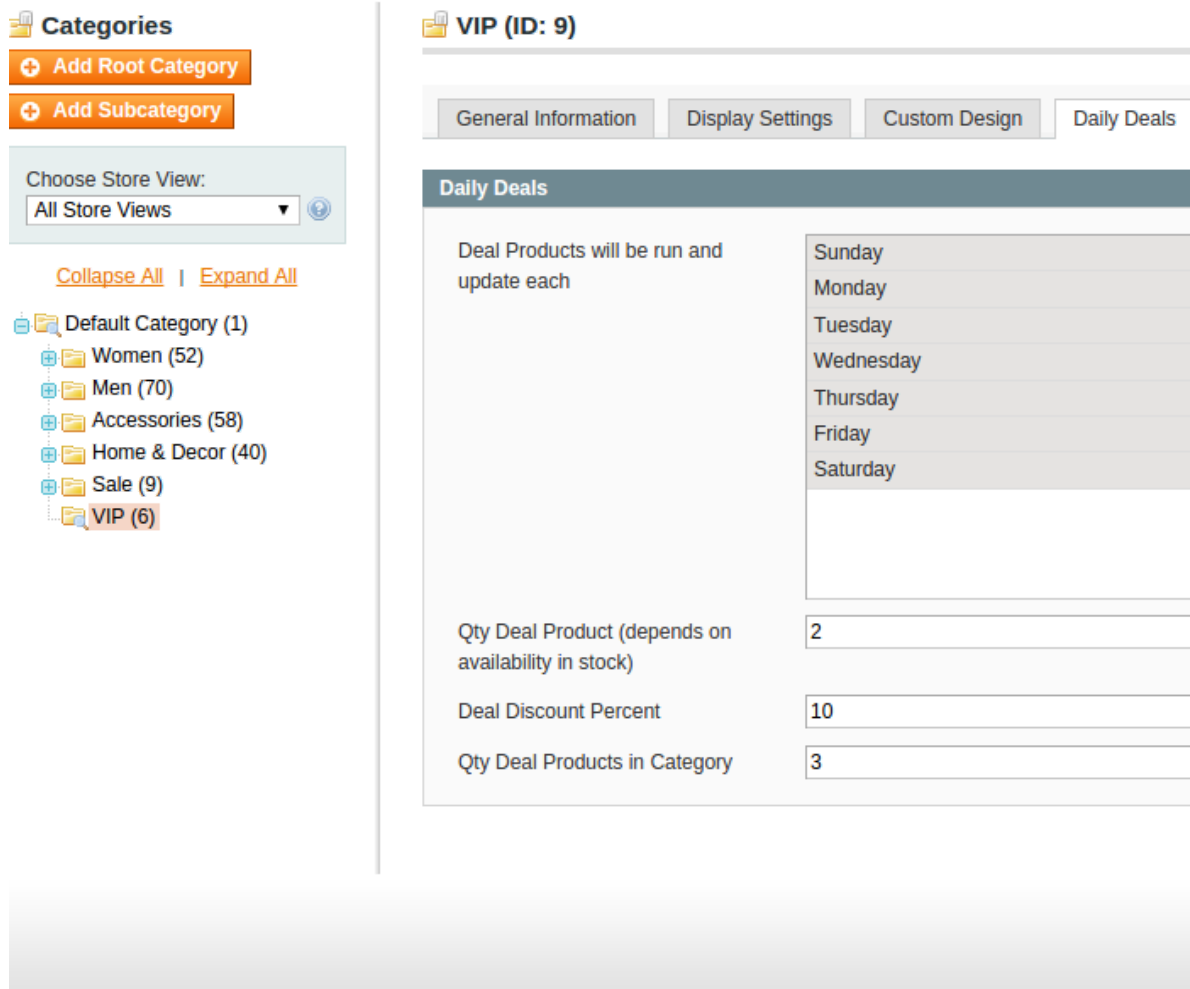
Dashboard | Sales | Catalog | Mobile | Customers | Promotions | Newsletter | CMS | Reports

Latest Message: Reminder: Change Magento's default phone numbers and callouts before site launch

Edit Deal Product

Product Information	
Product Name *	Roller Suitcase
Original Price *	650.0000
Deal Price *	<input type="text"/>
Qty *	<input type="text"/>
	<small>▲ Quantity products with special price</small>
Start Time *	<input type="text"/> 
End Time *	<input type="text"/> 
Status	Disabled ▼

Go to Categories-> Manage categories. Select Category, then Daily Deals tab. Select an appropriate day and press Save Category.



The screenshot displays the 'Categories' management interface. On the left, a sidebar shows a tree view of categories: 'Default Category (1)' containing 'Women (52)', 'Men (70)', 'Accessories (58)', 'Home & Decor (40)', 'Sale (9)', and 'VIP (6)'. The 'VIP (6)' category is highlighted. Above the sidebar are buttons for 'Add Root Category' and 'Add Subcategory', and a 'Choose Store View' dropdown set to 'All Store Views'. The main area is titled 'VIP (ID: 9)' and has tabs for 'General Information', 'Display Settings', 'Custom Design', and 'Daily Deals'. The 'Daily Deals' tab is active, showing a table for configuring deals by day of the week. The table has columns for the day and a corresponding input field for deal parameters. The 'Deal Products will be run and update each' section is currently empty. Below the table, three deal parameters are configured: 'Qty Deal Product (depends on availability in stock)' is set to 2, 'Deal Discount Percent' is set to 10, and 'Qty Deal Products in Category' is set to 3.

Deal Products will be run and update each	
Sunday	
Monday	
Tuesday	
Wednesday	
Thursday	
Friday	
Saturday	

Qty Deal Product (depends on availability in stock)	2
Deal Discount Percent	10
Qty Deal Products in Category	3



Front end part of Daily Deals.

AVIATOR SUNGLASSES

~~\$295.00~~ **\$250.00**



6 Review(s) | [Add Your Review](#)

IN STOCK

A timeless accessory staple, the unmistakable teardrop lenses of our Aviator sunglasses appeal to everyone from suits to rock stars to citizens of the world.

61 **16** **45** **14**
DAYS HOURS MINUTES SECONDS

You
Save
\$45.00

Items
Bought
0

Items
Left
2

Qty:

ADD TO CART

[Add to Wishlist](#)

[Add to Compare](#)



Female (1)
Male (2)

MATERIAL

Other (3)

POPULAR TAGS

grey shirt suit white

[View All Tags](#)

DAILY DEALS



MADISON RX3400

~~\$815.00~~

[Click for price](#)

Deal Qty: 2

[Add to Wishlist](#)

[ADD TO CART](#)

00 **16** **46** **19**
DAYS HOURS MINUTES SECONDS

SORT BY: ↑ VIEW AS:



AVIATOR SUNGLASSES

~~\$295.00~~ \$250.00


61 **16** **46** **19**
DAYS HOURS MINUTES SECONDS

★★★★★

[ADD TO CART](#)

[Add to Wishlist](#)

[Add to Compare](#)



JACKIE O ROUND SUNGLASSES

~~\$295.00~~ \$225.00

★★★★★

[ADD TO CART](#)

[Add to Wishlist](#)

[Add to Compare](#)

SORT BY: ↑ VIEW AS:



Go to System-> Configuration, in the left column select Webinse -> Daily deals. Set up General Configuration.

Current Configuration Scope:
Default Config

Configuration

- WEBINSE
- Daily Deals**
- Visit Website

Daily Deals

General Configuration

Show 'Deals' Link in the Header:	Yes ▲ Default: Yes
Label for link:	Dealssss ▲ Default: 'Deals'
Show Deals Information Block on Product Page:	Yes ▲ Default: Yes
Show Save Label Block on Product Page:	Yes ▲ Default: Yes
Show Items Bought Label Block on Product Page:	Yes ▲ Default: Yes
Show Items Left Label Block on Product Page:	Yes ▲ Default: Yes
Label for 'You Save':	You Save ▲ Default: 'You Save'
Label for 'Items Bought':	Items Bought ▲ Default: 'Items Bought'
Label for 'Items Left':	Items Left ▲ Default: 'Items Left'
"You save" in:	Money
Label for Seconds:	SECONDS ▲ Default: SECONDS
Label for Minutes:	MINUTES ▲ Default: MINUTES
Label for Hours:	HOURS ▲ Default: HOURS
Label for DAYS:	DAYS ▲ Default: DAYS
Page Layout	3 columns ▲ Default: 3 columns



Set up Widget Options and Countdown on Product Page.

Current Configuration Scope:
Default Config

Configuration

- WEBINSE
- Daily Deals**
- Visit Website

Daily Deals

General Configuration

Widget Options

Countdown color:	333333 ▲ Default: 2E8AB8
Countdown width:	180 ▲ Countdown width in pixels. Default: 180
Countdown height:	40 ▲ Countdown height in pixels. Default: 40
Hide Line On Countdown:	Yes ▲ Default: Yes

Countdown on Product Page

Show Countdown On Products:	Yes
Countdown color:	2E8AB8 ▲ Default: 333
Countdown width:	300 ▲ Countdown width in pixels. Default: 300
Countdown height:	50 ▲ Countdown height in pixels. Default: 50
Label Color:	333333 ▲ Default: 333
Hide Line On Countdown:	No ▲ Default: Yes

Countdown on Category Page



Set up Countdown on Category Page. Press Save Configuration button.

Current Configuration Scope:
Default Config

Configuration

- WEBINSE
- Daily Deals**
- Visit Website

Daily Deals

General Configuration

Widget Options

Countdown on Product Page

Countdown on Category Page

Show Countdown for Category Page:	<input type="text" value="Yes"/>
Show Countdown on Search Page:	<input type="text" value="Yes"/>
Countdown color:	<input type="text" value="62B8AC"/> ▲ Default: 2E8AB8
Countdown width on Category page with 'grid' mode:	<input type="text" value="165"/> ▲ Countdown width in pixels. Default: 180
Countdown height on Category page with 'grid' mode:	<input type="text" value="30"/> ▲ Countdown height in pixels. Default: 30
Countdown width on Category page with 'list' mode:	<input type="text" value="120"/> ▲ Countdown width in pixels. Default: 120
Countdown height on Category page with 'list' mode:	<input type="text" value="25"/> ▲ Countdown height in pixels. Default: 40
Hide Line On Countdown:	<input type="text" value="Yes"/> ▲ Default: Yes