



Ajax Cart

Our extension allows you to use cart by dint of Ajax.

Overview

Do you want ajax cart in your store? We provide you with easy to use Ajax Cart extension.

Our extension allows you to use a cart by dint of Ajax. Extension works with different types of products, and it has a wide variety of configurations.

Features

- ❖ Your customers can use the cart by dint of Ajax.
- ❖ Comfortable configuration of extension.
- ❖ Extension hasn't extra code that increases the speed of work when you are working with the cart.
- ❖ You can choose a place where you want to activate ajax cart (Catalog view, Category product list).
- ❖ If you want to be redirected to the cart after adding product to the cart, you can easily do it with our extension.

Administration & Configuration

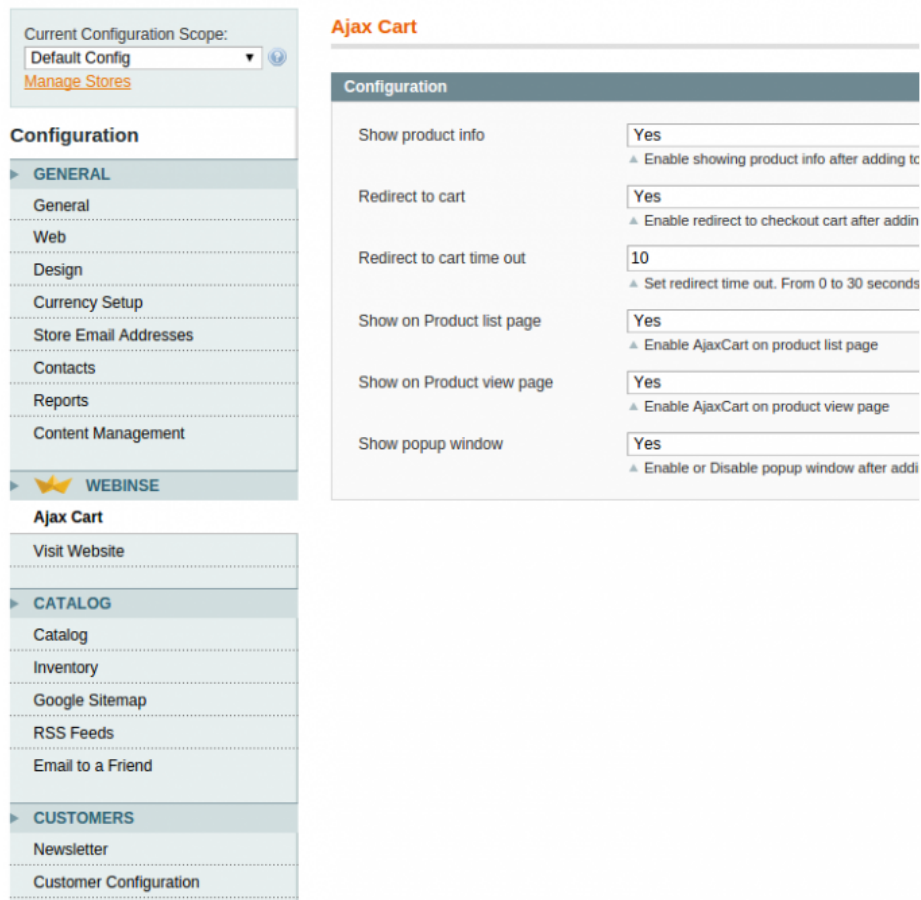
All features and user interfaces are fully configurable, installation requires little time and can be controlled from the Magento Administration Panel.

Version and Compatibility

Ajax Cart Extension version 3.6.3 is compatible with Magento Community Edition version 1.7-1.9.2 and guaranteed to work with Magento default theme








User Manual

In order to use Ajax Cart, log into the Magento admin panel, select System -> Configurations. In the left column, select Webinse -> Ajax Cart. Set up configurations.

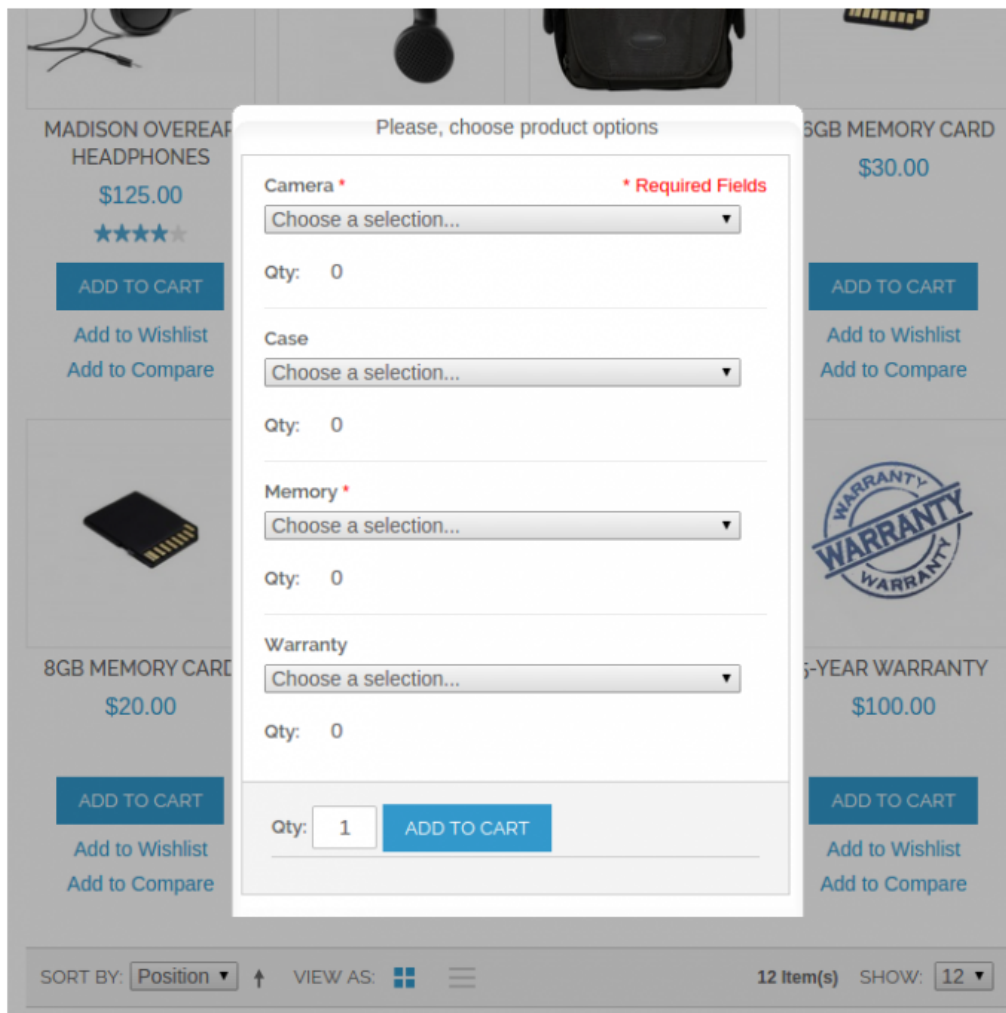


The screenshot shows the Magento Admin Panel configuration interface. On the left is a navigation menu with categories: Configuration, GENERAL, WEBINSE, and CUSTOMERS. Under WEBINSE, 'Ajax Cart' is selected. The main content area is titled 'Ajax Cart' and contains a 'Configuration' table with the following settings:

Configuration	
Show product info	<input type="text" value="Yes"/> <small>▲ Enable showing product info after adding to cart</small>
Redirect to cart	<input type="text" value="Yes"/> <small>▲ Enable redirect to checkout cart after adding to cart</small>
Redirect to cart time out	<input type="text" value="10"/> <small>▲ Set redirect time out. From 0 to 30 seconds</small>
Show on Product list page	<input type="text" value="Yes"/> <small>▲ Enable AjaxCart on product list page</small>
Show on Product view page	<input type="text" value="Yes"/> <small>▲ Enable AjaxCart on product view page</small>
Show popup window	<input type="text" value="Yes"/> <small>▲ Enable or Disable popup window after adding to cart</small>

			
ISLA CROSSBODY HANDBAG \$290.00 ★★★★★	FLATIRON TABLET SLEEVE \$150.00	BROAD ST. FLAPOVER BRIEFCASE \$570.00	HOUSTON TRAVEL WALLET \$210.00 ★★★★★
ADD TO CART Add to Wishlist Add to Compare	<div style="text-align: center;">Please wait...</div> Add to Wishlist Add to Compare	ADD TO CART Add to Wishlist Add to Compare	ADD TO CART Add to Wishlist Add to Compare
			
ROLLER SUITCASE \$650.00	CLASSIC HARDSHELL SUITCASE \$600.00	LUGGAGE SET Starting at: \$600.00	
ADD TO CART Add to Wishlist Add to Compare	ADD TO CART Add to Wishlist Add to Compare	ADD TO CART Add to Wishlist Add to Compare	

Then choose a product option.



The screenshot shows a product page with a modal window titled "Please, choose product options". The modal contains the following fields:

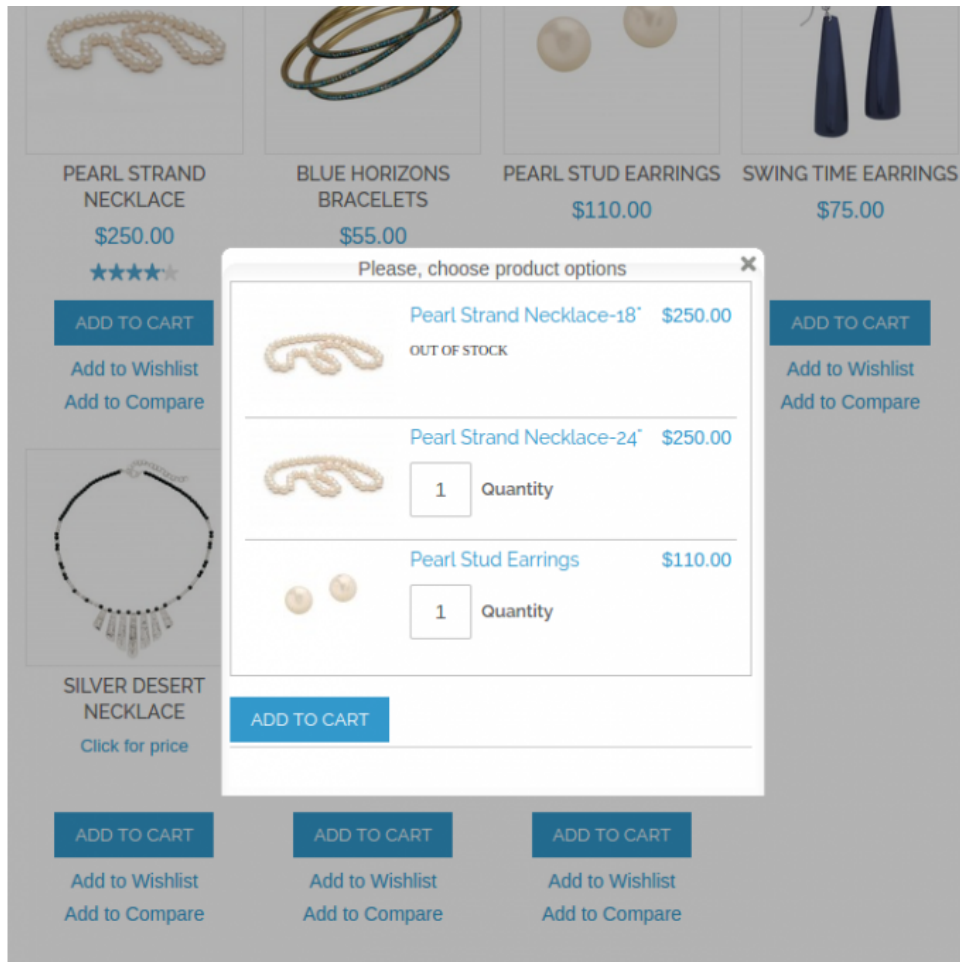
- Camera *** (Required Field): A dropdown menu with "Choose a selection..." selected. Qty: 0
- Case**: A dropdown menu with "Choose a selection..." selected. Qty: 0
- Memory *** (Required Field): A dropdown menu with "Choose a selection..." selected. Qty: 0
- Warranty**: A dropdown menu with "Choose a selection..." selected. Qty: 0

At the bottom of the modal, there is a quantity input field with the value "1" and an "ADD TO CART" button.

The background shows a grid of products:

- MADISON OVEREAR HEADPHONES: \$125.00, 4 stars, ADD TO CART, Add to Wishlist, Add to Compare
- 8GB MEMORY CARD: \$20.00, ADD TO CART, Add to Wishlist, Add to Compare
- 16GB MEMORY CARD: \$30.00, ADD TO CART, Add to Wishlist, Add to Compare
- 5-YEAR WARRANTY: \$100.00, ADD TO CART, Add to Wishlist, Add to Compare

At the bottom of the page, there is a navigation bar with "SORT BY: Position", "VIEW AS: [grid icon] [list icon]", "12 Item(s)", and "SHOW: 12".



The screenshot displays a jewelry store's product grid. A modal window titled "Please, choose product options" is open, showing three items:

- Pearl Strand Necklace-18' \$250.00 (OUT OF STOCK)
- Pearl Strand Necklace-24' \$250.00 (Quantity: 1)
- Pearl Stud Earrings \$110.00 (Quantity: 1)

The background grid includes:

- PEARL STRAND NECKLACE: \$250.00, 5 stars, ADD TO CART, Add to Wishlist, Add to Compare
- BLUE HORIZONS BRACELETS: \$55.00, ADD TO CART, Add to Wishlist, Add to Compare
- PEARL STUD EARRINGS: \$110.00, ADD TO CART, Add to Wishlist, Add to Compare
- SWING TIME EARRINGS: \$75.00, ADD TO CART, Add to Wishlist, Add to Compare
- SILVER DESERT NECKLACE: Click for price, ADD TO CART, Add to Wishlist, Add to Compare

