

Endicia Installation Instructions for Magento 2

List of Content:

- Installation
- Configuration
- View(Backend orders and Frontend)

1. Installation:

Clear the store cache under var/cache and all cookies for your store domain. Disable compilation for Magento 1.4+. This step eliminates almost all potential problems. It's necessary since Magento uses cache heavily.

Backup Your Data

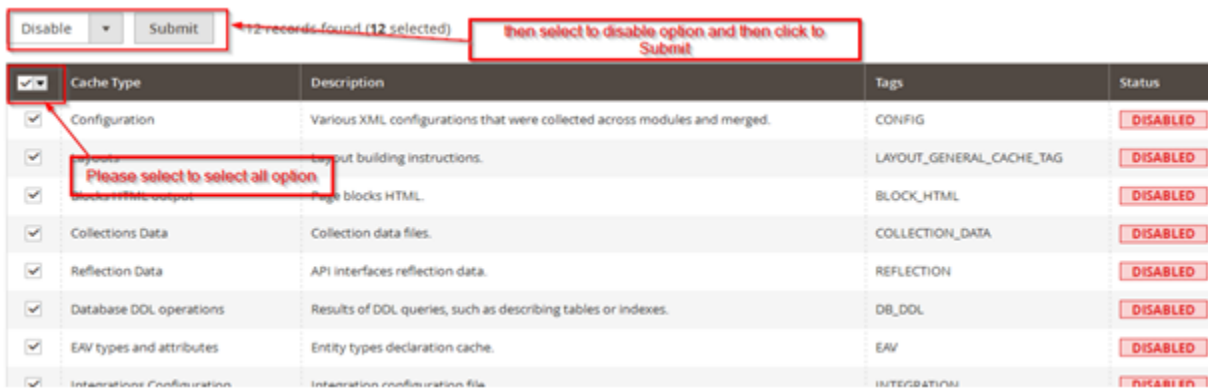
Backup your store database and web directory.

Please follow the below steps.

- a) Login to Admin Panel.
- b) Go to System->Cache Management

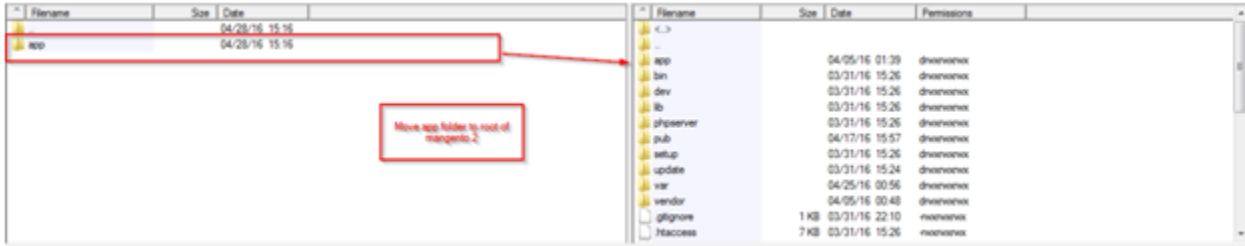


- c) Checked to all option and then select the action to disable option and then submit.



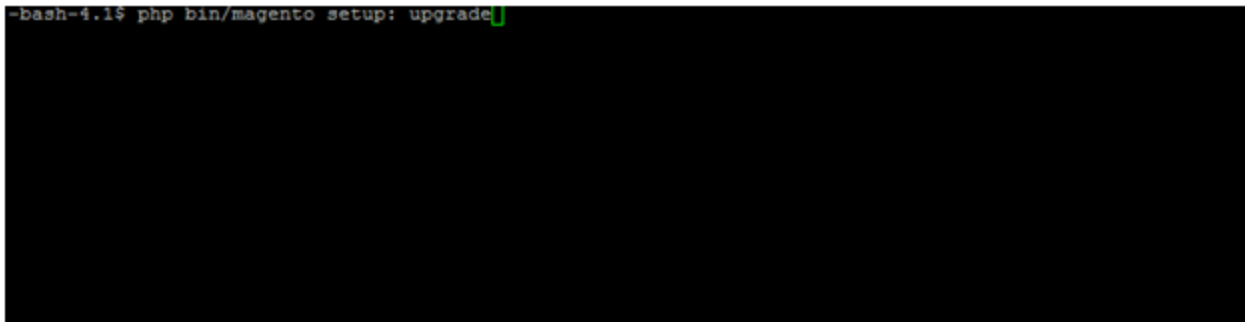
- d) Extract the archive Extension **Web2Market_Endicia.zip**.

e) Move the app folder in Magento2 root directory.

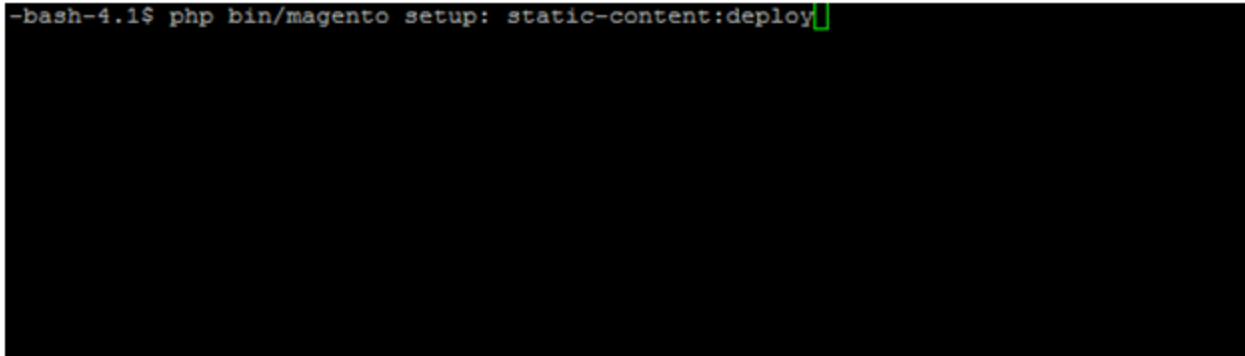


f) After successfully upload the folder when

You have to run the command on Magento2 root directory-“**php bin/magento setup: upgrade**”

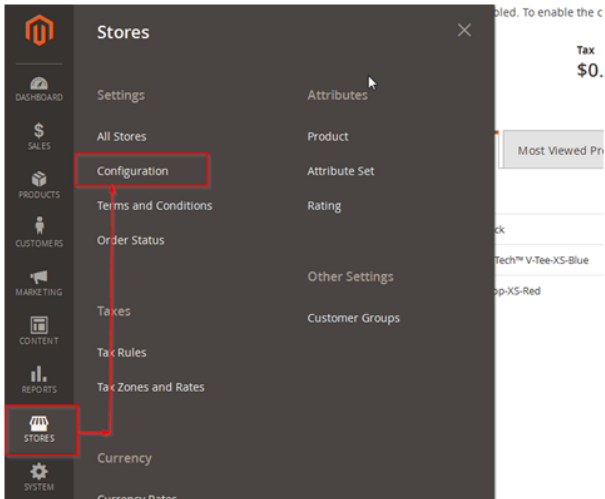


Also, run this command in the Magento2 Root- “**php bin/magento setup: static-content:deploy**”.

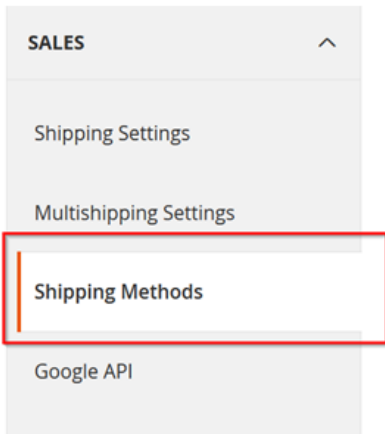


2. Configuration:

Login to admin panel and Go to “**Store**” Section and click to configuration in the sub menu of store section.



Click to Shipping method in in sales Section



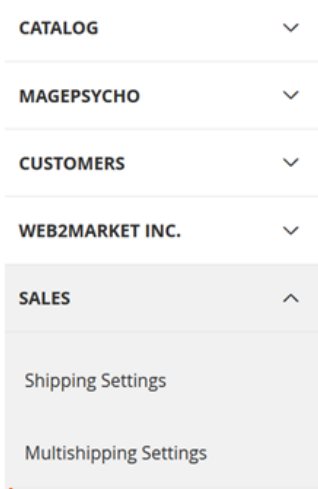
Account ID
[store view]
 Please make sure to use only digits here. No dashes are allowed.

Passphrase
[store view]

Stealth
[website]
 Turn on the use of "Stealth" or hidden postage price. (Default) Turn off stealth.

Signature Confirmation
[website]
 Signature Confirmation not requested. (Default) Signature Confirmation requested.

Fill the below Account Id and Passphrase



Enabled
[website]


Title
[store view]

Account ID
[store view]
 Please make sure to use only digits here. No dashes are allowed.

Passphrase
[store view]

Stealth
[website]
 Turn on the use of "Stealth" or hidden postage price.

Front End show like:

Item	Price	Qty	Subtotal
 <p>Breathe-Easy Tank Color: Purple Size: XS</p>	\$34.00	1	\$34.00

Apply Discount Code ▾

Update Shopping Cart

Summary

Estimate Shipping and Tax ^

Country
United States ▾

State/Province
New York ▾

Zip/Postal Code
10001

Endicis Shipping

- LibraryMail \$2.50
- MediaMail \$2.63
- ParcelSelect \$7.20
- Priority \$7.25
- PriorityExpress \$33.76

Troubleshooting

After the extension installation the store gives an error, or blank page, or suggests starting Magento installation procedure.

Change the owner of the extracted extension files to the web server user and set 775 permissions on them. Clear the store cache and try again.

There is no Web 2 Market extensions under my configuration section, or having the extension tab clicked I get a blank page, or Access Denied error.

Clear the store cache, browser cookies, logout and login again.

I've set up everything correctly, inserted the HTML code but there is nothing on that page.

Clear the store cache, clear your browser cache and domain cookies and refresh the page.

My configuration changes do not appear on the store.

Clear the store cache, clear your browser cache and domain cookies and refresh the page.

Additional Questions or Issues

If you have any additional questions, issues, or need help with your new extension please contact us at help.web2market.com.

Thank you.