

User Manual - Customer Activation

- After successful installation users needs to activate the extension by navigating to:- Store→Configuration→Vortex Customer Activation.

One or more of the Cache Types are invalidated: Configuration, Page Cache. Please go to [Cache Management](#) and refresh cache types. System Messages: 3

Configuration

Store View: Default Config ? Save Config

VORTEX

- Vortex Customer Activation
- GENERAL
- CATALOG
- CUSTOMERS
- SALES
- MAGEPAL
- MULTI CHANNELS
- DOTMAILER
- SERVICES
- ADVANCED
- EXTO.IO

General

Enable Customer Manual Activation [store view] Yes

Choose whether auto activation is required or manual customer activation

Customer Account Manual Activation Settings

Email Admin On New Registration [store view] Yes
By Enabling this feature you need to select Email template and enter admin email

Select Admin Email Template [store view] Admin Email Template (Default)

Admin Email Id [store view] abhishek.srdt@gmail.com
Please enter admin email id to receive new customer registration notification.Please leave blank if you wish to use Store owner email id

Email Customer On Registration Success [store view] Yes
By Enabling this feature Customer will recieve an email on successful registration

Select Customer Register success Email Template [store view] Customer New Account Email Template (Defau

Email Customer On Account Activation [store view] Yes
By Enabling this feature Customer will recieve an email on Account Activation

Select Customer Activation Email Template [store view] account Activated

Copyright © 2018 Magento Commerce Inc. All rights reserved. Magento ver. 2.2.5
[Report an Issue](#)

ivation to Yes.



- Expand customer manual activation settings.
- Here admin can enable notification for admin on new registration
- admin can enable notifications for front-end user.

Configuration Save Config


CUSTOMERS	<p>Email Admin On New Registration <small>(store view)</small></p> <p>Yes</p> <p><small>By Enabling this feature you need to select Email template and enter admin email</small></p>
SALES	<p>Select Admin Email Template <small>(store view)</small></p> <p>Admin Email Template (Default)</p>
MAGEPAL	<p>Admin Email Id <small>(store view)</small></p> <p>john@doe.com</p> <p><small>Please enter admin email id to receive new customer registration notification. Please leave blank if you wish to use Store owner email id</small></p>
MULTI CHANNELS	<p>Email Customer On Registration Success <small>(store view)</small></p> <p>Yes</p> <p><small>By Enabling this feature Customer will receive an email on successful registration</small></p>
DOTMAILER	<p>Select Customer Register success Email Template <small>(store view)</small></p> <p>Customer New Account Email Template (Default)</p>
SERVICES	<p>Email Customer On Account Activation <small>(store view)</small></p> <p>Yes</p> <p><small>By Enabling this feature Customer will receive an email on Account Activation</small></p>
ADVANCED	<p>Select Customer Activation Email Template <small>(store view)</small></p> <p>account Activated</p>
EXTO.IO	


Copyright © 2018 Magento Commerce Inc. All rights reserved. Magento ver. 2.2.5 [Report an Issue](#)

- **Save the settings and flush the cache.**
- **Now customers trying to register through front-end won't be able to login immediately after registration.**

LUMA Search entire store here...  

Customer Login

 Please wait for your account to be activated

 Thank you for registering with Main Website Store.

Registered Customers

If you have an account, sign in with your email address.

Email *

Password *

[Sign In](#) [Forgot Your Password?](#)

* Required Fields

New Customers

Creating an account has many benefits: check out faster, keep more than one address, track orders and more.

[Create an Account](#)

Privacy and Cookie Policy
 Search Terms
 Contact Us
 Orders and Returns
 Advanced Search

[Subscribe](#)

- **If enabled from setting admin will get a notifications for newly registered customer.**
- **Admin needs to click on column option on admin customer grid.**
- **Admin can select which column to display in grid, here select activation status column to display in the customer grid.**

Customers Search 🔍 1 admin

[Add New Customer](#)

Search by keyword

Actions 1 records found

ID	Name	Email	Activation Status	ZIP	Country
18	ab@hshshh	ab@hshshh@hshshh.com	No		

Columns

15 out of 27 visible

<input checked="" type="checkbox"/> ID	<input checked="" type="checkbox"/> Name	<input checked="" type="checkbox"/> Email
<input checked="" type="checkbox"/> Activation Status	<input type="checkbox"/> Phone	<input type="checkbox"/> Group
<input checked="" type="checkbox"/> ZIP	<input checked="" type="checkbox"/> Country	<input checked="" type="checkbox"/> State/Province
<input checked="" type="checkbox"/> Customer Since	<input checked="" type="checkbox"/> Web Site	<input checked="" type="checkbox"/> Confirmed email
<input checked="" type="checkbox"/> Account Created in	<input type="checkbox"/> Billing Address	<input type="checkbox"/> Shipping Address
<input checked="" type="checkbox"/> Date of Birth	<input checked="" type="checkbox"/> Tax VAT Number	<input checked="" type="checkbox"/> Gender
<input type="checkbox"/> Street Address	<input type="checkbox"/> City	<input type="checkbox"/> Fax

[Reset](#) [Cancel](#)

Copyright © 2018 Magento, Inc. All rights reserved. Magento ver. 2.1.14 [Report Bugs](#)

Customers Search 🔍 1 admin

[Add New Customer](#)

Search by keyword

Actions 1 records found 20 per page 1 of 1

ID	Name	Email	Activation Status	ZIP	Country	State/Province	Customer Since	Web Site	Confirmed email	Account Created in	Date of Birth	Tax VAT Number	Gender	Action
18	ab@hshshh	ab@hshshh@hshshh.com	No				Jul 20, 2018 6:38:54 AM	Main Website	Confirmation Not Required	Default Store View				Edit

Copyright © 2018 Magento, Inc. All rights reserved. Magento ver. 2.1.14 [Report Bugs](#)

- admin will need to activate the customers in bulk or one by one.
- admin can select no customers to be activated / deactivated.

Customers Search admin

[Add New Customer](#)

Search by keyword Filters Default View Columns Export

1 records found (1 selected) 20 per page 1 of 1

	Activation Status	ZIP	Country	State/Province	Customer Since	Web Site	Confirmed email	Account Created in	Date of Birth	Tax VAT Number	Gender	Action
	No				Jul 20, 2018 6:38:54 AM	Main Website	Confirmation Not Required	Default Store View				Edit

rights reserved. Magento ver. 2.1.14 [Report Bugs](#)

Actions

- Delete
- Subscribe to Newsletter
- Unsubscribe from Newsletter
- Assign a Customer Group
- Edit
- Activate Customers
- Deactivate Customers

Select customer from grid and activate or deactivate using action

- **Admin can enable or disable the customer by editing the customer.**

Search admin

[← Back](#)
[Delete Customer](#)
[Reset](#)
[Create Order](#)
[Reset Password](#)
[Force Sign-In](#)
[Save and Continue Edit](#)
[Save Customer](#)

CUSTOMER INFORMATION

- Customer View
- Account Information
- Addresses
- Orders
- Billing Agreements
- Newsletter
- Product Reviews
- Wish List

Account Information

Associate to Website * Main Website

Group * General

Disable Automatic Group Change Based on VAT ID

Prefix

First Name *

Middle Name/Initial

Last Name *

Suffix

Email * @email:

Date of Birth

Customer Activation Status No

Select Yes to Activate the customer account

Tax/VAT Number

Gender [dropdown]

Send Welcome Email From Default Store View

Copyright © 2018 Magento, Inc. All rights reserved. Magento ver. 2.1.14 [Report Bugs](#)