

TABLE OF CONTENT

Overview	2
Support	2
Versions	2
Getting Started Guide	3
Install by Copying Files	3
Configuration.....	3
Product shipping rate	5
Catalog shipping Rate	6
Customer Usage Description.....	6
Checkout.....	8
Important Notes	9
FAQ	9
Uninstall Extension	9

Overview

In magento, shipping rate option is available but for product and category wise shipping rate option is not available. This extension overcome this problem by allowing to add custom shipping rate for individual product and each category. Using this extension calculate shipping rate by Quantity of product or category and also include option for choose category, or product option. Shipping rate will be calculated at cart page or checkout page according to rule you have set in configuration tabs. This Extension help you to calculate better shipping rates.

Support

For Support please Visit www.vimirlab.com

This Software will not work unless you not enable this extension from **STORE -> Configuration->Vimirlab** tab. Please contact your vimirlab representative for any query.

Versions

This Extension Support Magento open source version 2.2.3.

Getting Started Guide

Install by Copying Files

Install Extension by Copying Files in your root folder. In root Folder Go to **App/Code** and put **VimirLab** folder from your extension. Now register and install your extension by SSH.

In SSH go to your root folder and write

Register Extension:

```
php bin/magento setup:upgrade  
php bin/magento setup:static-content: deploy -f
```

Clear Cache:

```
php bin/magento cache:clean  
php bin/magento cache:flush
```

Your Extension Installation is Complete Go to Backend Configuration and Set Rules.

Configuration

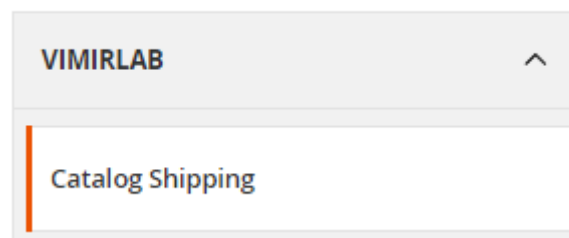


Figure 1

Go to **STORES -> Configuration** and find VIMIRLAB Tab and click in Catalog Shipping tab as see in above Figure 1.

Configuration Setting shown in Figure 2

Catalog Shipping Configuration

Module Enable <small>[global]</small>	<input type="text" value="No"/>
Title <small>[store view]</small>	<input type="text" value="Test"/>
Apply On <small>[store view]</small>	<input type="text" value="Merge Both"/>
Shipping Price <small>[store view]</small>	<input type="text" value="High Shipping Price"/> <small>This Will Be Considered For Only Merge Both Shipping Option.</small>
Multiple Product Price <small>[store view]</small>	<input type="text" value="Low Shipping Price"/> <small>This Will Be Considered For Only Multiple Product Shipping Option.</small>
Multiple Category Price <small>[store view]</small>	<input type="text" value="Merge Shipping Price"/> <small>This Will Be Considered For Only Multiple Category Shipping Option.</small>
Multiple Quantity Price <small>[store view]</small>	<input type="text" value="Single"/> <small>This Will Be Considered For Only Multiple Quantity Shipping Option.</small>
Name <small>[store view]</small>	<input type="text" value="Prat"/>
Display Text <small>[global]</small>	<input type="text"/> <small>This text will display on the frontend.</small>

Figure 2

Enabled

- Under settings admin has an option to enable or disable the Extension.

Title

- Admin can add/edit title for shipping method and it will display on cart and checkout page on shipping method section as Carrier Title.

Apply On

- Admin can choose option for shipping rate will be applied on product, category or also on both types.

Shipping Price

- If Admin Select Merge option means apply shipping rate for both product and category, whenever which price will be calculated for that multiple option is available here.

Multiple Product Price

- In product shipping rate option, whenever multiple product are there when which product price will be calculated for that option is available here.

Multiple Category Price

- In Category shipping rate option, whenever multiple category product are there when which category price will be calculated for that option is available here.

Multiple Quantity Price

- In product & catalog shipping rate option, whenever multiple product are there when shipping rate will be calculated by one quantity or multiple Quantity for that option is available.
- Quantity Wise: if the same product is added multiple times, its shipping charges are calculated individually for every item
- Single: ignore the quantity of product in the cart.

Name

- Admin can add Method name, shipping rate option.

Display Text

- Whenever your module is not available text is displayed on extension page.

Product shipping rate

This extension provide custom shipping rate for individual product. Product Shipping rate option provide on product page.

Go **CATALOG->Product** page.



Country of Manufacture [website]

Product Shipping Price [global]

Figure 3

In Product General Tab, You can add Shipping rate by product as see in Figure 3.

Catalog shipping Rate

This extension provide custom shipping rate for individual category. Category Shipping rate option provide on Category page.

Go **CATALOG->Categories** page.



The screenshot shows a configuration form with two input fields. The first field is labeled 'Category Name * [store view]' and contains the text 'Default Category'. The second field is labeled 'Category Shipping Price' and contains the number '20'.

Figure 4

You can add Shipping rate by category as see in Figure 4.

Customer Usage Description

For enable and set rules for this extension first go to **STORES -> Configuration** and find VimirLab under Catalog Shipping tab as describe above in Configuration.

Now understand the set of rules of this extension in detail.

Apply On:

This extension main feature is shipping rate calculation based on products, category and also apply in both option. For product shipping rate you have to select Product in this option, For Category shipping rate select Category Option and if you want to calculate shipping rate based on both product and category please select Merge Both option as shown in figure 5.



The screenshot shows a dropdown menu for 'Apply On [store view]'. The menu is open, showing three options: 'Merge Both', 'Product', and 'Category'. The 'Merge Both' option is currently selected and highlighted in blue. Below the dropdown, there is a small note: 'this will be considered for only Merge Both Shipping Option.'

Figure 5

Shipping Price:

Whenever In Apply on choose “Merge Both” option, you have to select Shipping Price option which price will be considered as shipping rate on checkout page. In this three option available High Shipping Price, Low Shipping Price and Merge Both. In High Shipping price option they consider high price of product or category and return. As same Procedure follow in Low Shipping Price option and return low price. Whenever u want both (Product and Category) shipping price summation select “Merge Shipping Price” Option.

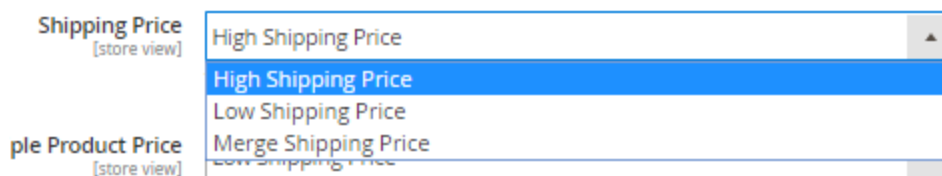


Figure 6

Multiple Product Price:

If you select Product option in Apply on, In Cart supposed to be multiple product is there that time which product price will be considered. For this three option are available. High Shipping price will return high shipping rate from products of your cart, Low Shipping Price will return low shipping rate from products of your cart, Merge Shipping Price option calculate summation of shipping rate of all products in your cart.

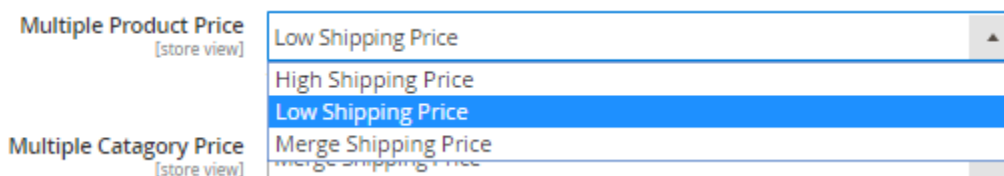


Figure 7

Multiple Category Price:

If you select Category option in Apply on, In Cart supposed to be multiple category product is there that time which category price will be considered. For this three option are available. High Shipping price will return high shipping rate from categories of your cart, Low Shipping Price will return low shipping rate from categories of your cart, Merge Shipping Price option calculate summation of categories rate of all products in your cart.

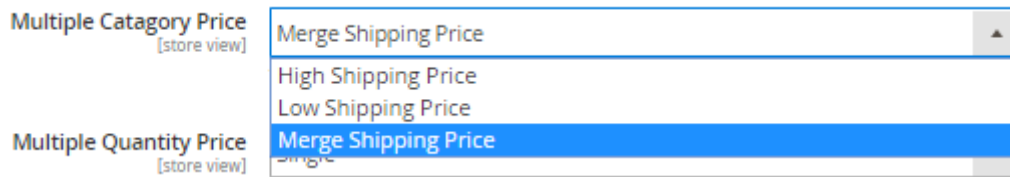


Figure 8

Multiple Quantity Price:

This option is Provide for whenever multiple quantity of product are added in cart. In multiple quantity case, Shipping rate (Apply on both Product and Categories) calculated by single or Quantity wise.




Figure 9

Checkout

In Checkout Page your shipping rate calculated and shown as like figure 10.

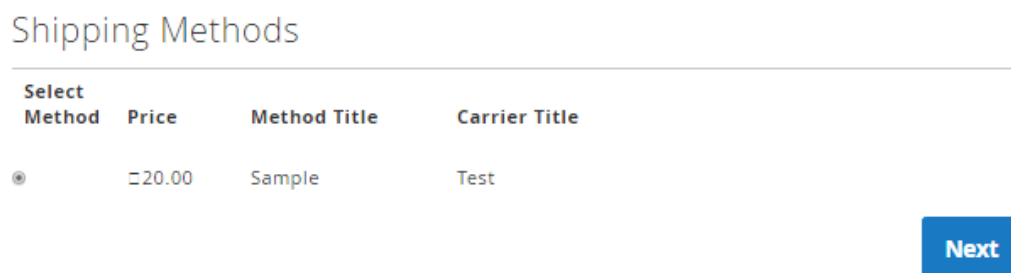


Figure 10

Important Notes

This extension help to calculate custom shipping rate by multiple options. In that understand all option and select suitable options.

FAQ

Question: - How this extension works?

Answer: - This extension will add system configuration options where admin can manage shipping options. There are attributes in Product and Category where admin can add price.

Question: - Can I run this on my development site, too?

Answer: - Yes, catalog shipping extension works for development as well as the live site.

Question:- What's about other shipping methods?

Answer: - Catalog shipping method does not affect any other shipping method. It is independent from others.

Uninstall Extension

For uninstalling extension you can disable this extension from backend or another method you can delete this extension by deleting Files from your root Folder.

For Delete Extension File from Root Directory go-to App/Code and delete extension folder. After Deleting Go to SSH and write these lines one by one.

Un-Register Extension:

php bin/magento setup:upgrade

php bin/magento setup:static-content: deploy -f

Clear Cache:

php bin/magento cache:clean
php bin/magento cache:flush