

Veem Payment Module for Magento 2

Table of Contents

| | |
|---------------------------------|----|
| Installation | 3 |
| Settings and configuration..... | 4 |
| Storefront pages | 9 |
| Admin panel..... | 11 |

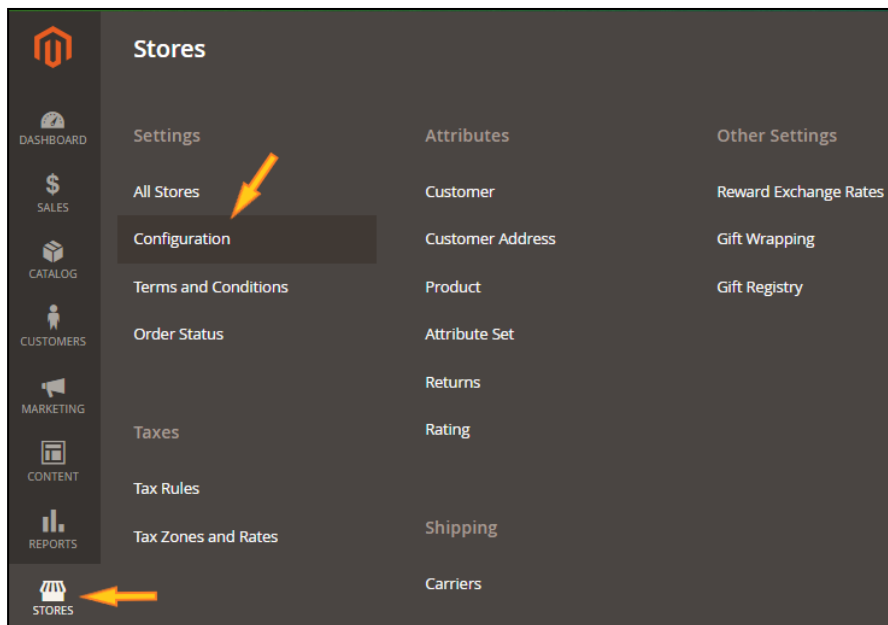
Installation

1. Download & unzip package from Magento's marketplace
2. Using SSH or sFTP move folders /app/code and /lib to Magento's root folder
3. Using a shell on Magento's root folder, the following commands must be executed:
 - \$ bin/magento module:enable Veem_Payment
 - \$ bin/magento setup:upgrade
 - \$ bin/magento cache:clean

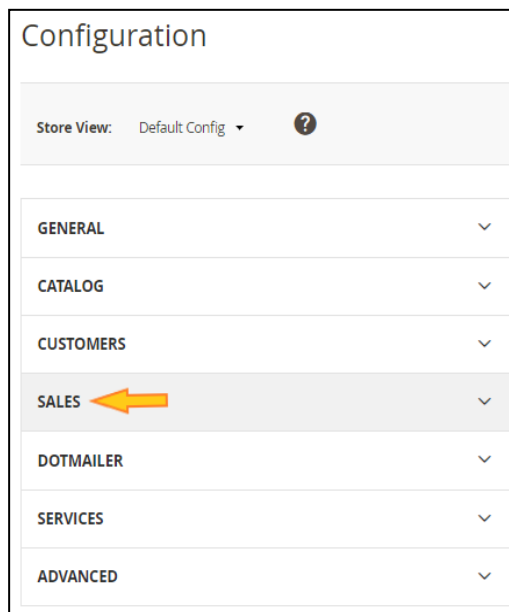
Settings and configuration

Before accepting payments with Veem, the module needs to be configured. This can be done from the Magento 2 admin panel as follows:

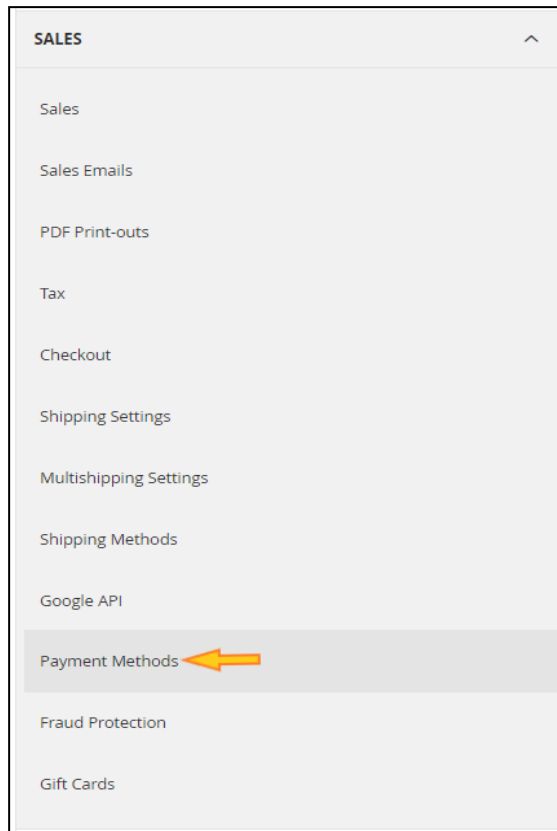
- Go to the *Stores* menu.
- Under *Settings*, select *Configuration*.



- Select the *Sales* tab.



- Click on *Payment Methods* and go to *Other Payment Methods*.



OTHER PAYMENT METHODS: ▲

Veem
Global bank transfer and online international payments. [Learn More.>](#)

Enable Sandbox Mode (website) Yes

Use Test mode or Live mode

Enabled (website) Yes

Title (website) Bank Transfer - Powered by Veem

Client ID (website)

Secret Key (website)

Create Veem Invoice Automatically (website) No

Connect Once you have entered your Client ID and Secret Key, please click the connection button to retrieve your service token. This will allow you to interact with your account through Veem's webservices.

Pay with Veem Button Style (website) Style 3 (Blue) - Large

Debug (website) Yes

Payment From Applicable Countries (website) All Allowed Countries

Payment From Specific Countries (website)

- Alghanistan
- Albania
- Algeria
- American Samoa
- Andorra
- Angola
- Anguilla

Veem Payment Module Settings

- **Enable Sandbox Mode** – Sandbox mode can be used to test payments.

- **Enabled** – Enables/disables the Veem Payment method in the checkout page.

- **Title** – Defines the title that customers see during checkout.

- **Client ID & Secret Key** – These values can be found in the merchant’s profile page at Veem.com every time Client ID and Secret Key are updated, Magento’s cache needs to be refreshed then Veem token needs to be regenerated.

- Once cache is cleared, click on *Veem Connect* button to retrieve your service token from Veem.

- **Create Veem Invoice Automatically** – Determines if the Veem invoice will be generated immediately after an order is placed by the customer or if it will be generated manually on the admin panel by an administrator.

Create Veem Invoice Automatically [website]

- No
- Yes**
- No

- **Pay with Veem Button Style** – Toggles between the checkout button styles that show up in storefront.

Pay with Veem Button Style [website]

- Style 3 (Blue) - Large
- Default
- Style 1 (Blue)
- Style 2 (White)
- Style 3 (Blue) - Large**
- Style 4 (White) - Large

For more information on all the button styles available for Veem go to <https://developer.veem.com/docs/button-images>

- **Debug** – Enables event logging.

Debug [website]

- Yes
- Yes**
- No

- **Payment From Applicable Countries** – Determines if Veem Payment method on storefront will be restricted to certain countries only.

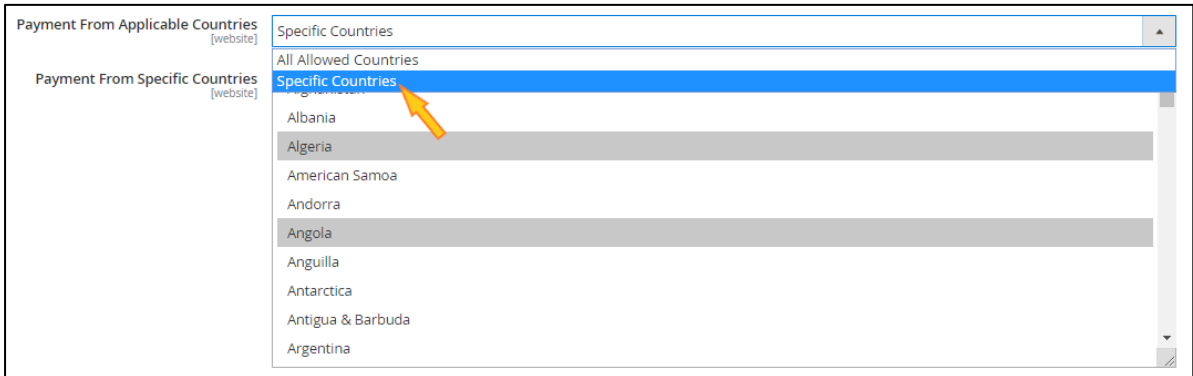
Payment From Applicable Countries [website]

- All Allowed Countries
- All Allowed Countries**
- Specific Countries

Payment From Specific Countries [website]

- Albania
- Algeria
- American Samoa
- Andorra
- Angola
- Anguilla
- Antarctica
- Antigua & Barbuda
- Argentina

- **Payment From Specific Countries** – Choose which countries will have the Veem Payment method enabled.



Payment From Applicable Countries [website] Specific Countries

Payment From Specific Countries [website]

- All Allowed Countries
- Specific Countries
- Albania
- Algeria
- American Samoa
- Andorra
- Angola
- Anguilla
- Antarctica
- Antigua & Barbuda
- Argentina

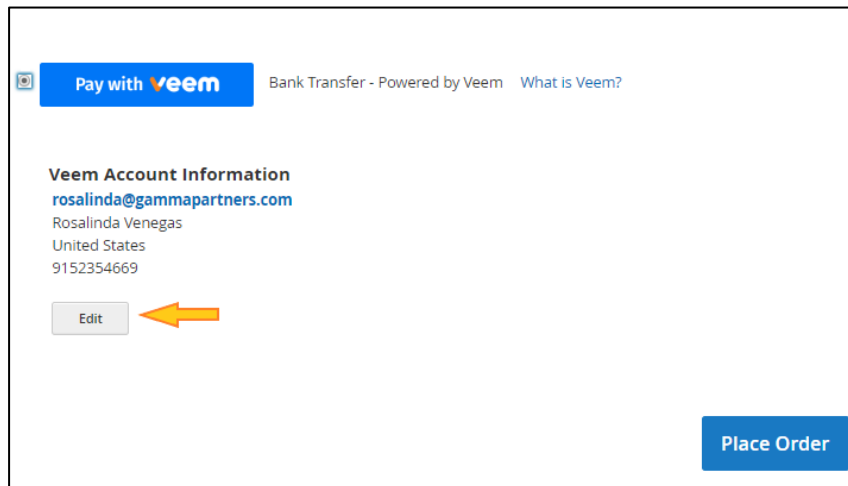
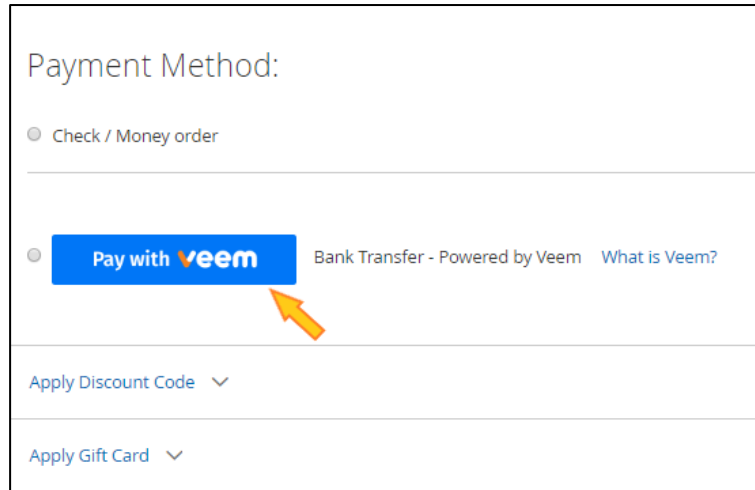
- **Sort Order** – Specifies the place where Veem Payment method will be displayed in the checkout place.



Sort Order [website] 1

Storefront pages

If Veem Payment method is enabled and the customer is located in one of the available countries, the *Pay with Veem* button will be listed under payment methods.



If Veem account information is not the same as the shipping information, customers can edit this information by clicking the *Edit* button.

Note- Customers must enter a valid phone number for the Veem account country.

Once an order is placed, customers receive the order confirmation email indicating that it was paid with Veem.

Your Order #000000123

Placed on February 15, 2019 at 12:26:14 PM CST

| | |
|--|---|
| Billing Info Rosalinda Venegas C. Main st. 2 El Paso, Texas, 79905 United States T: 9152354669 | Shipping Info Rosalinda Venegas C. Main st. 2 El Paso, Texas, 79905 United States T: 9152354669 |
| Payment Method Bank Transfer - Powered by Veem rosalinda@gammapartners.com Rosalinda Venegas United States 202-555-0120 | Shipping Method Flat Rate - Fixed |

| Items | Qty | Price |
|---------------------------------------|---------------------|----------------|
| Push It Messenger Bag SKU: 24-WB04 | 1 | \$45.00 |
| | Subtotal | \$45.00 |
| | Shipping & Handling | \$5.00 |
| | Grand Total | \$50.00 |

If *Create Veem Invoice Automatically* was set to Yes and customer is logged in when purchasing, after the checkout process is completed, customers can send payments to Veem via their *My Orders* page.

The screenshot shows the LUMA customer account interface. At the top right, a user menu is open with options: My Account, My Wish Lists, Send Invitations, and Sign Out. A yellow arrow points to the 'My Orders' link in the left-hand navigation menu. The main content area displays 'Order # 000000129' with a 'PENDING' status and a date of February 16, 2019. A yellow banner at the top of the order details contains a warning icon and the text: 'We have approved your order and are requesting payment. Please click button to approve payment through your Veem account.' A yellow arrow points to a 'Send your payment' button located on the right side of this banner. Below the banner, the order details table shows one item: 'Ana Running Short' (SKU: WSH10-29-Black) for \$40.00. The summary at the bottom right shows a Subtotal of \$40.00, Shipping & Handling of \$15.00, and a Grand Total of \$55.00.

Clicking the *Send your payment* button, will redirect customers to the Veem payment page.

Admin panel

In the *Orders* dashboard, click *View* to manage a Veem paid order.

| ID | Purchase Point | Purchase Date | Bill-to Name | Ship-to Name | Grand Total (Base) | Grand Total (Purchased) | Status | Payment Method | Action | Signifyd Guarantee Decision |
|-----------|---|--------------------------|-------------------|-------------------|--------------------|-------------------------|---------|---------------------------------|----------------------|-----------------------------|
| 000000126 | Main Website Main Website Store Default Store View | Feb 15, 2019 5:28:04 PM | Rosalinda Venegas | Rosalinda Venegas | \$125.40 | \$125.40 | Pending | Check / Money order | View | |
| 000000125 | Main Website Main Website Store Default Store View | Feb 15, 2019 3:58:49 PM | India Test | India Test | \$205.00 | \$205.00 | Pending | Check / Money order | View | |
| 000000124 | Main Website Main Website Store Default Store View | Feb 15, 2019 1:01:38 PM | Rosalinda Venegas | Rosalinda Venegas | \$39.00 | \$39.00 | Pending | Bank Transfer - Powered by Veem | View | |
| 000000123 | Main Website Main Website Store Default Store View | Feb 15, 2019 12:26:14 PM | Rosalinda Venegas | Rosalinda Venegas | \$50.00 | \$50.00 | Pending | Bank Transfer - Powered by Veem | View | |

If *Create Veem Invoice Automatically* was set to No, the Veem invoice needs to be triggered manually; this can be done by clicking the *Request Money* button.

ORDER VIEW

- Information
- Invoices
- Credit Memos
- Shipments
- Comments History
- Transactions

Order & Account Information

Order # 000000124 (The order confirmation email was sent)

| | | | |
|----------------|---|---------------------|-------------------------------|
| Order Date | Feb 15, 2019, 1:01:38 PM | Account Information | Edit Customer |
| Order Status | Pending | Customer Name | Rosalinda Venegas |
| Purchased From | Main Website Main Website Store Default Store View | Email | rosalinda@gammapartners.com |
| Placed from IP | 172.17.1.11 (187.188.201.45) | Customer Group | General |

Address Information

| | |
|---|---|
| Billing Address Edit | Shipping Address Edit |
| Rosalinda Venegas C. Main st. 2 El Paso, Texas, 79905 United States T: 9152354669 | Rosalinda Venegas C. Main st. 2 El Paso, Texas, 79905 United States T: 9152354669 |

Payment & Shipping Method

| | |
|---|--|
| Payment Information | Shipping & Handling Information |
| veem Bank Transfer - Powered by Veem rosalinda@gammapartners.com Rosalinda Venegas United States 915-235-4669 | Flat Rate - Fixed \$5.00 |

[Request Money](#)

Request Money ✕

Price

\$39

You can submit current order amount or change total.

Note

Add note here...

[Confirm Request Money](#)

Once the Veem invoice has been generated and sent, a confirmation message will show up at the top of the page and the *Veem Request* button will no longer be available.

✓ Request Money Complete

ORDER VIEW

Information

Invoices

Credit Memos

Shipments

Comments History

Transactions

Order & Account Information

Order # 000000124 (The order confirmation email was sent)

| | |
|----------------|--|
| Order Date | Feb 15, 2019, 1:01:38 PM |
| Order Status | Pending |
| Purchased From | Main Website Main Website Store Default Store View |
| Placed from IP | 172.17.1.11 (187.188.201.45) |

Address Information

Billing Address [Edit](#)

Rosalinda Venegas
C. Main st. 2
El Paso, Texas, 79905
United States
T: 9152354669

Payment & Shipping Method

Payment Information

Bank Transfer - Powered by Veem
rosalinda@gammapartners.com
Rosalinda Venegas
United States
202-555-0120

Veem status logs can be found next to the *Order Comments* section.

Order Total

Notes for this Order

Status

Pending ▼

Comment

Notify Customer by Email

Visible on Storefront

Submit Comment

Order Totals

| | |
|-----------------------|----------------|
| Subtotal | \$45.00 |
| Shipping & Handling | \$5.00 |
| Grand Total | \$50.00 |
| Total Paid | \$0.00 |
| Total Refunded | \$0.00 |
| Total Due | \$50.00 |

Feb 15, 2019 12:26:14 PM | Pending | Customer **Notified**

Feb 15, 2019 12:26:14 PM | | Customer **Not Notified**

Veem invoice status: Sent Transaction ID: "cbaee7ec-1560-4193-8ee0-83e270a2d1f6"

Feb 15, 2019 12:26:14 PM | | Customer **Not Notified**

Veem amount invoiced: 50 USD Transaction ID: "cbaee7ec-1560-4193-8ee0-83e270a2d1f6"

Feb 15, 2019 12:26:14 PM | | Customer **Not Notified**

Order has been placed, we will process it until payment is sent. Veem Invoice ID: 36885 Transaction ID: "cbaee7ec-1560-4193-8ee0-83e270a2d1f6"