

ReCAPTCHA from Google

Create New Customer Account

Personal Information

First Name *

Last Name *


Sign-in Information

Email *


Password *

Password Strength: No Password

Confirm Password *

I'm not a robot  reCAPTCHA
Privacy - Terms


[Create an Account](#)



The screenshot shows the Magento login page. At the top, it says "Welcome, please sign in". Below that are fields for "Username" and "Password". A reCAPTCHA widget is positioned below the password field, displaying the text "protected by reCAPTCHA" and "Privacy Terms" next to the reCAPTCHA logo. Below the widget is a "Sign in" button and a link for "Forgot your password?".

Forgot Your Password

Email *

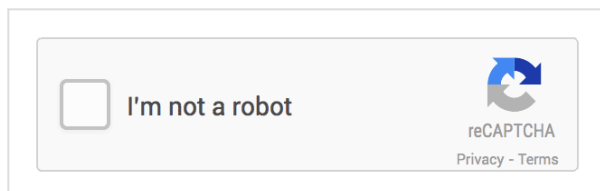
[protected by reCAPTCHA](#)
Privacy Terms 

1. [Installation](#)
2. [Changelog](#)
3. [Configuration](#)

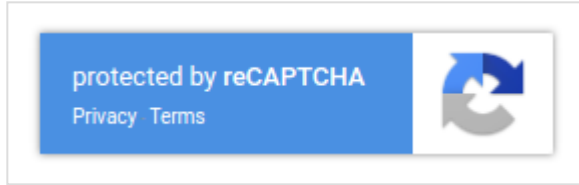
Protect your website from spam and abuse while letting real people pass through check with ease. Your customers can now attest they are human without having to solve a CAPTCHA. They will be allowed to confirm they are not a robot via single click only.

Our Magento extension replaces default Magento CAPTCHA with more secure Google reCAPTCHA. You can choose one of two available types of reCAPTCHA:

- reCAPTCHA v2 - requires the user to click a checkbox indicating the user is not a robot.



- Invisible reCAPTCHA - does not require the user to click on a checkbox, instead it is invoked directly when the user submits form.



Notice: current version of this extension does not provide security CAPTCHAs to any other form than your Magento instance. It just replaces default Magento CAPTCHA. So if your store has a disabled CAPTCHA, then you have to enable it first. Please, read Magento User Guide how to do that - [Security CAPTCHA](#).