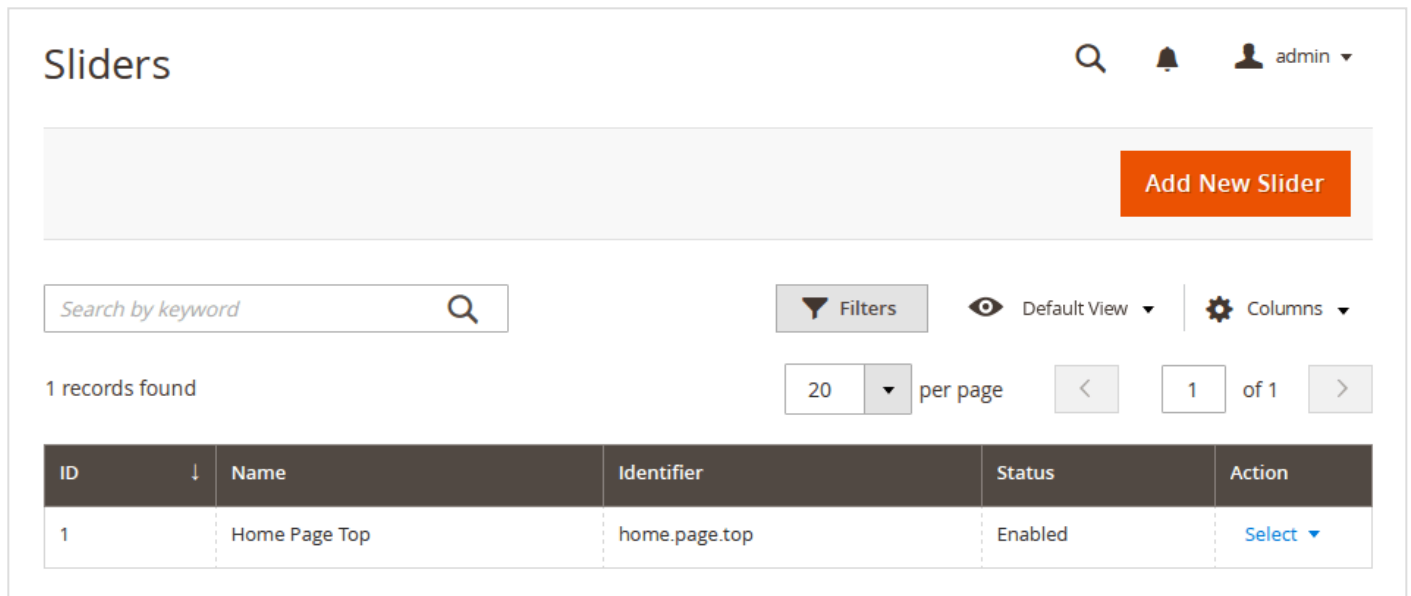


# Easy Slider admin interfaces

Easy Slider extension provides user friendly interfaces to manage sliders.

## Sliders

In order to edit slider or create new one, go Magento Admin > Swissup > General > EasySlide.

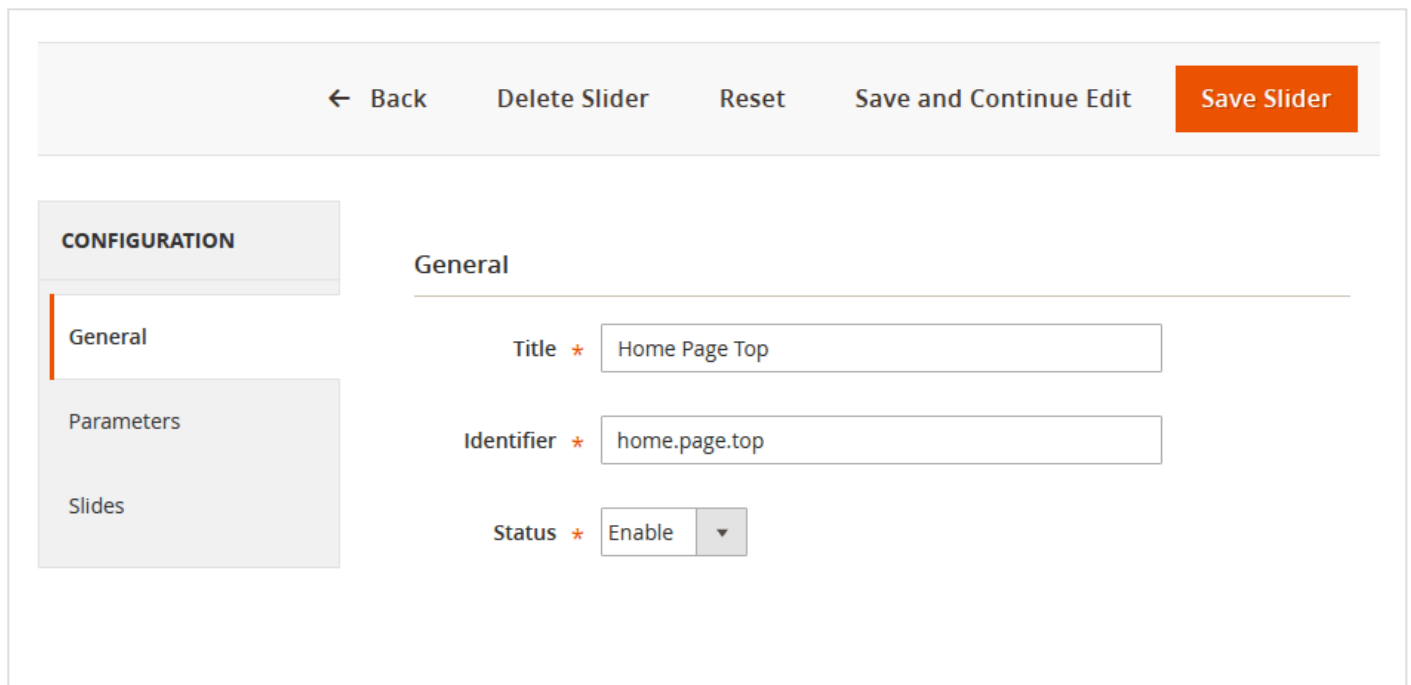


The screenshot shows the 'Sliders' admin interface. At the top right, there are icons for search, notifications, and a user profile labeled 'admin'. Below this is a large orange button labeled 'Add New Slider'. A search bar with the placeholder text 'Search by keyword' is on the left. To the right of the search bar are buttons for 'Filters', 'Default View', and 'Columns'. Below the search bar, it says '1 records found'. To the right of this is a pagination control showing '20 per page' and '1 of 1'. Below the pagination is a table with the following data:

ID	Name	Identifier	Status	Action
1	Home Page Top	home.page.top	Enabled	Select

After clicking on any slider from the submitted list, you will be able to edit the settings of Slider information.

## General configuration



The screenshot shows the 'General configuration' page for a slider. At the top, there are buttons for 'Back', 'Delete Slider', 'Reset', 'Save and Continue Edit', and a large orange 'Save Slider' button. On the left, there is a sidebar with a 'CONFIGURATION' section containing three items: 'General', 'Parameters', and 'Slides'. The 'General' item is selected. The main content area is titled 'General' and contains three fields:

- Title \***: Home Page Top
- Identifier \***: home.page.top
- Status \***: Enable

- Title - slider name
- Identifier - unique slider name
- Status - enables or disables current slider

## Slider Parameters

**CONFIGURATION**

---

General

**Parameters**

Slides

### Parameters

---

Theme

Black

▼

Direction \*

Horizontal

▼

Effect \*

Slide

▼

Speed \*

1000

Duration of transition between slides (in ms)

Autoplay \*

5000

Delay between transitions (in ms). If this parameter is not specified, auto play will be disabled

Pagination \*

Enable

▼

Navigation Buttons \*

Enable

▼

Scrollbar \*

Disable

▼

Scrollbar Hide \*

Disable

▼

Hide scrollbar automatically after user interaction

Start with random slide

Disable

▼

When option enabled slider tries to start from random position. Otherwise it starts with first slide.

- Theme - Could be 'Default', 'White' or 'Black'.
- Direction - Could be 'horizontal' or 'vertical' (for vertical slider).
- Effect - slider effects list.
- Speed - Duration of transition between slides (in ms).
- Autoplay - Delay between transitions (in ms). If this parameter is not specified, auto play will be disabled
- Pagination - show slider pagination
- Navigation Buttons - select Yes to display arrows of next and previous navigation.
- Scrollbar - enabled slider scrollbar
- Scrollbar Hide - Hide scrollbar automatically after user interaction
- Start with random slide - Ability to start slider from random slide. (First slide is used by default)


## Slides

**CONFIGURATION**


General

Parameters


**Slides**




1160x447 px, 83916



1160x447 px, 83228



1160x447 px, 83296



Browse to find or drag image here

## See also:

- [Installation](#)
- [Use cases](#)
- [Support](#)
- [Forum](#)