

Search...

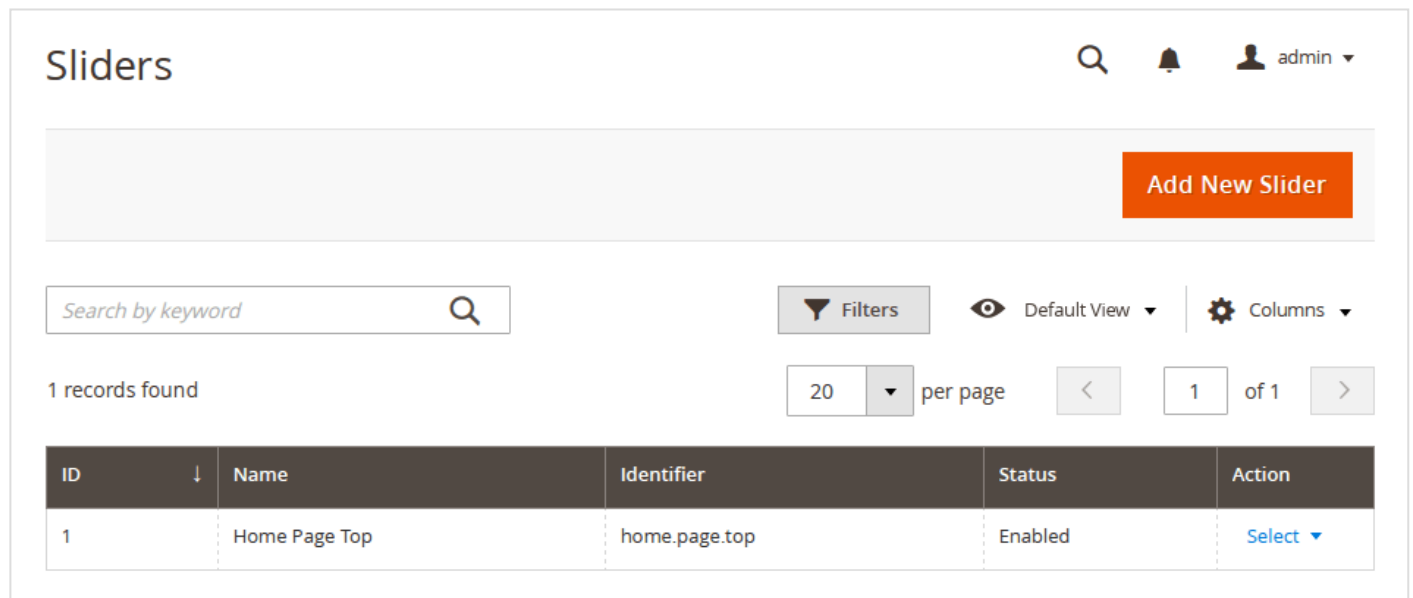
[Home \(1\)](#) > [Magento 2.x \(/m2/\)](#) > [Extensions \(/m2/extensions/\)](#) > [Easyslider \(/m2/extensions/easyslider/\)](#) > Easy Slider Interfaces

Easy Slider admin interfaces

Easy Slider extension provides user friendly interfaces to manage sliders.

Sliders

In order to edit slider or create new one, go Magento Admin > Swissup > General > EasySlide.



The screenshot shows the 'Sliders' admin interface. At the top right, there are icons for search, notifications, and a user profile labeled 'admin'. Below this is a large orange button labeled 'Add New Slider'. A search bar with the placeholder 'Search by keyword' and a magnifying glass icon is on the left. To the right of the search bar are 'Filters', 'Default View', and 'Columns' controls. Below the search bar, it says '1 records found'. To the right of this is a pagination control showing '20 per page' and '1 of 1' records. The main content is a table with the following data:

ID	Name	Identifier	Status	Action
1	Home Page Top	home.page.top	Enabled	Select

After clicking on any slider from the submitted list, you will be able to edit the settings of Slider information.

General configuration

← Back

Delete Slider

Reset

Save and Continue Edit

Save Slider

CONFIGURATION

General

Parameters

Slides

General

Title *

Identifier *

Status * ▼

- Title - slider name
- Identifier - unique slider name
- Status - enables or disables current slider

Slider Parameters

CONFIGURATION

General

Parameters

Slides

Parameters

Theme

Direction *

Effect *

Speed *
Duration of transition between slides (in ms)

Autoplay *
Delay between transitions (in ms). If this parameter is not specified, auto play will be disabled

Pagination *

Navigation Buttons *

Scrollbar *


Scrollbar Hide *
Hide scrollbar automatically after user interaction

- Theme - Could be 'Default', 'White' or 'Black'.
- Direction - Could be 'horizontal' or 'vertical' (for vertical slider).
- Effect - slider effects list.
- Speed - Duration of transition between slides (in ms).
- Autoplay - Delay between transitions (in ms). If this parameter is not specified, auto play will be disabled
- Pagination - show slider pagination
- Navigation Buttons - select Yes to display arrows of next and previous navigation.
- Scrollbar - enabled slider scrollbar
- Scrollbar Hide - Hide scrollbar automatically after user interaction


Slides

CONFIGURATION


- General
- Parameters
- Slides**




1160x447 px, 83916



1160x447 px, 83228



1160x447 px, 83296



Browse to find or drag image here

See also:

- [Installation \(../installation/\)](#)
- [Use cases \(../cases/\)](#)
- [Support \(https://swissuplabs.com/contacts/\)](https://swissuplabs.com/contacts/)
- [Forum \(https://swissuplabs.com/magento-forum/\)](https://swissuplabs.com/magento-forum/)