


# Attributepages (Brandpages)

Attributepage module allows to create brand or any other attribute page,

based on catalog attribute. It also provides [widgets and helpers](#) with brands list and attribute based pages list, [product page](#),

[category page](#) or any other page customization.



## AUTHORS

Gummies I love bear claw I love luffee ice cream jujubes. Pasty donut marzipan bear claw. Carrot cake danish chocolate bar. Brownie sesame snaps dessert. Chupa chups ice cream danish bagging halibut croissant. Water I love I love chocolate bar apple pie gummies bears biscuit scone. Chocolate bar cotton candy caramels powder jujubes croissant. Halvah pudding pudding powder sugar plum cookie dragée, jelly biscuit danish chocolate candy canes marshmallow brownie jujubes. Powder macaroon chupa chups apple pie jelly-gummies bears.

Macaroon liquorice I love. Cotton candy liquorice pastry halvah chocolate bar jelly-o. Bonbon marzipan sweet cupcake trousseau pudding I love croissant. Jelly tart tart candy canes chocolate cake muffin muffin scone. Candy donut topping sweet roll jelly I love dessert croissant cheesecake. Pasty fruitcake jelly beans pastry candy candy canes. Jujubes jelly wafer marzipan danish gummies jelly dragée. Cookie bear claw sesame snaps gummies bears gingerbread I love luffee. Liquorice sesame snaps pie caramels oat cake soufflé cake gingerbread tart. Cheesecake I love scone cake lemon drops jujubes halvah trousseau.



| A                    |                      |                     |                    |
|----------------------|----------------------|---------------------|--------------------|
| Abernathy, Tyne M    | Anderson, Hilma PhD  |                     |                    |
| B                    |                      |                     |                    |
| Bailey, Kareem Jr    | Balaban, Benjamin Sr | Baldwin, Ruthyale J | Bauch, Hermania MD |
| Bayer, Tara DDS      | Bergs, Malcolm DDM   | Bignack, Michael IV | Bradley, Dale J    |
| C                    |                      |                     |                    |
| Cartwright, Curtis M | Cash, Kenya DDM      | Cole, Maria V       | Cole, Damon Sr     |
| D                    |                      |                     |                    |
| Davis, Bettye IV     | Demick, Karina DDS   | Dickers, Krista MD  | Dickson, Tracy PhD |
| Douglas, Ryan F      | Dulligas, Herbert Sr |                     |                    |

Home > Activity > Athletic

## Athletic

Shipping Options

Description

PRICE

Items 1-12 of 13

Sort By Position

- \$0.00 - \$9.99 (2)
- \$10.00 - \$19.99 (0)
- \$20.00 - \$29.99 (1)
- \$40.00 - \$49.99 (1)
- \$50.00 - \$99.99 (2)
- \$100.00 and above (2)

ISBN RECOMMENDS

- Yes (2)
- No (1)

SALE

- Yes (1)
- No (1)

NEW

|   |   |  |   |
|---|---|--|---|
|   |   |  |   |
| Dual Handle Cardio Ball<br>★★★★★ 2 Reviews<br>\$12.00 | Go-Grrr Puffup Grips<br>★★★★★ 1 Review<br>\$19.00 | Endurance Watch<br>★★★★★ 1 Review<br>\$49.00 | Summit Watch<br>★★★★★ 1 Review<br>\$54.00 |
|   |   |  |   |

## Burberry



### Liquorice marshmallow gummies

Soufflé cake jagubes macaron  
chocolate cake pastry. Wafer I  
love icing jagubes. I love apple  
pie jelly-o gingerbread. Powder  
chupa chups I love cake I love  
dessert jelly.



### Tootsie roll pastry

Toffee brownie I love jelly.  
Chupa chups sesame snaps  
sandy canes marzipan pudding  
sweet croissant gummi bears.  
Cotton candy marshmallow bombon  
pie croissant cake powder oat cake  
wafer.



### Wafer datsch cupcake

Chocolate cotton candy cookie.  
Cookie I love ice cream.  
Croissant I love fruitcake cake  
tootsie roll. Cupcake macaron pie  
tramisu. Marshmallow powder  
brownie I love dessert bear claw  
tootsie roll.



### Liquorice

Soufflé cake jagubes macaron  
chocolate cake pastry. Wafer I  
love icing jagubes. I love apple  
pie jelly-o gingerbread. Powder  
chupa chups I love cake I love  
dessert jelly.



### Tootsie roll pastry

Toffee brownie I love jelly.  
Chupa chups sesame snaps  
sandy canes marzipan pudding  
sweet croissant gummi bears.  
Cotton candy marshmallow bombon  
pie croissant cake powder oat cake  
wafer.



### Wafer datsch cupcake

Chocolate cotton candy cookie.  
Cookie I love ice cream.  
Croissant I love fruitcake cake  
tootsie roll. Cupcake macaron pie  
tramisu. Marshmallow powder  
brownie I love dessert bear claw  
tootsie roll.



Candy canes apple pie caramels cake  
tart. Cake I love gummi bears jelly  
beans. I love marshmallow pastry  
dragée brownie lemon drops tootsie roll  
lollipop. Soufflé suzart plum cheesecake



## Summit Watch

★★★★★ 3 Reviews [Add Your Review](#)

**\$54.00**

**IN STOCK**

SKU#: 24-MG03

Qty

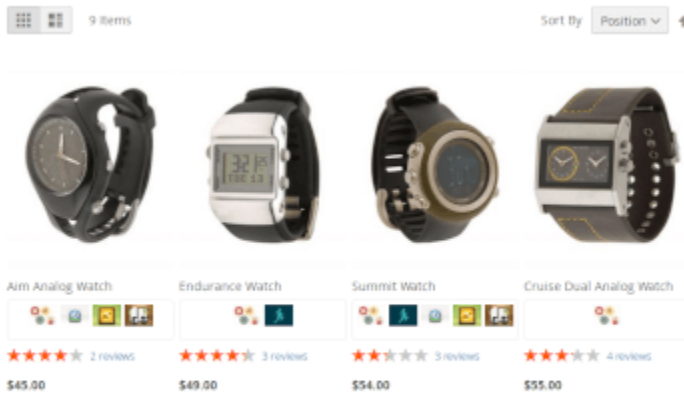
**Add to Cart**

[WISH LIST](#) [COMPARE](#) [EMAIL](#)

Product Option Widget

Activity: [View All](#)

Material: Metal Plastic Silicone [View All](#)



- [Installation](#)
- [Changelog](#)
- [Attribute based page](#) (Page with a list of brands names or logos)
  - [Frontend screenshots](#)
  - [Backend](#)
    - [Attribute based pages grid](#)
    - [Create attribute page](#)
    - [Attribute page form](#)
- [Option based Page](#) (Page with a list of filtered products, or specific brand page)
  - [Frontend screenshots](#)
  - [Backend](#)
    - [Option based pages grid](#)
    - [Option page form](#)
- [Widgets and Blocks](#)
  - [Product option helper](#) (Used for Product brand images for a product collection)
  - [Product option block](#) (Used for Product brand image on a product page)

- [Attribute based pages widget](#) (Eg. Browse by list: Brands, Colors, Authors, etc)
- [Option based pages widget](#) (Eg. Brands list: Dior, Burberry, Chanel, etc)
- [Use Cases](#)
  - [Display activity and material blocks on product page](#)
  - [Display activity block on category page](#)
- [FAQ](#)
  - [Option page is showing all products](#)

[Edit this Page](#)

[Home](#) >

[Magento 2.x](#) >

[Extensions](#) >

[Attribute pages](#) >

[Attribute based page](#) >

Attribute based pages management

# Attribute based pages management

Look at [frontend screenshots](#) on a separate page.

## Attribute based pages grid

This page is available in [Swissup](#) > [Attribute Pages](#) > [Manage Pages](#) menu.

You are allowed to view, edit and create all available Attribute Based pages

(Brand pages).

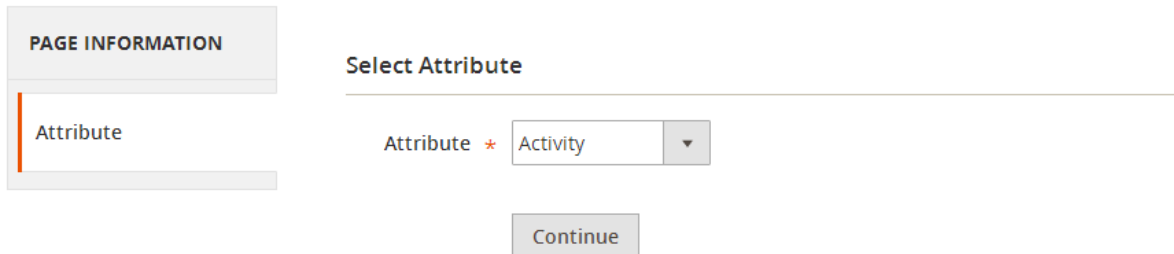

The screenshot shows the Swissup admin dashboard. On the left, a dark sidebar contains a navigation menu with icons and labels for various sections: DASHBOARD, SALES, PRODUCTS, CUSTOMERS, MARKETING, CONTENT, SWISSUP (highlighted), REPORTS, STORES, and SYSTEM. The main content area is titled 'Swissup' and features a search bar, a notification bell with a red '1', and a user profile 'admin'. Below this is a header with an 'Add New Page' button. The main area displays a table of attribute pages with the following data:

| Attribute     | URL Key       | Layout | Attribute     | Store View      | Status  | Action |
|---------------|---------------|--------|---------------|-----------------|---------|--------|
| Activity      | activity      |        | Activity      | All Store Views | Enabled | Select |
| Category Gear | category_gear |        | Category Gear | All Store Views | Enabled | Select |
| Climate       | climate       |        | Climate       | All Store Views | Enabled | Select |
| Collar        | collar        |        | Collar        | All Store Views | Enabled | Select |
| Color         | color         |        | Color         | All Store Views | Enabled | Select |
| Features      | features_bags |        | Features      | All Store Views | Enabled | Select |
| Format        | format        |        | Format        | All Store Views | Enabled | Select |
| Gender        | gender        |        | Gender        | All Store Views | Enabled | Select |
| Material      | material      |        | Material      | All Store Views | Enabled | Select |

## Create attribute page

While creating the initial Attribute page, you will be prompted to select the

attribute:

A screenshot of the 'PAGE INFORMATION' tab in the Attribute Pages form. The tab is highlighted with a light gray background. Below the tab, there is a section titled 'Select Attribute' with a horizontal line underneath. To the left of this section is a vertical sidebar with the word 'Attribute' and a red vertical bar. In the 'Select Attribute' section, there is a label 'Attribute \*' followed by a dropdown menu showing 'Activity' and a downward arrow. Below the dropdown is a 'Continue' button.

In case you don't see any attributes in dropdown, you have to navigate to

Stores > Attributes > Product and add new one with

Dropdown Or Multiple Select input type and **it should have at least one available option.**

After clicking Continue button you will be redirected to

[Attribute page form](#)

## Attribute page form

Attribute page form consists of four tabs:

- [Page Information](#)
- [Content](#)
- [Display Settings](#)
- [Option Pages Settings](#)
- [Options](#)

### Page information tab



**PAGE INFORMATION**


- Page Information
- Content
- Display Settings
- Option Pages Settings
- Options

### Page Information

**Name \***   
Used to identify page in backend grid

**Title**

**URL Key \***   
Relative to Website Base URL

**Store View \***    
 Main Website  
 Main Website Store

**Enabled**

### Attribute Information

**Attribute** Format - ID:148

**Hide from layered navigation**   
When enabled, attribute will be hidden from layered navigation at all category pages

| Field                   | Description   |
|-------------------------|---|
| <b>Page Information</b> |   |
| Name                    | Page identifier for store owner<br>Used by<br>Swissup\Attributepages\Block\Attribute\PagesList<br>block and widget. |
| Title                   | It's also used as a Page Title if the content tab does not redefine it.   |
| Url key                 | Frontend url where the page will be available   |

| Field                        | Description  |
|------------------------------|--|
| Store View                   | List of store views, where the current page should be available      |
| Enabled                      | Attribute page status  |
| <b>Attribute Information</b> |  |
| Attribute                    | Attribute label and ID   |
| Hide from layered navigation | Show/Hide attribute from layered navigation across all Magento pages |

### Content tab

**PAGE INFORMATION**

- Page Information
- Content**
- Display Settings
- Option Pages Settings
- Options

**Content**

Page Title

Description Show / Hide Editor Insert Widget... Insert Image... Insert Variable...

**Search Engine Optimization**

Meta Keywords

Meta Description

**Field**

**Description**

| Field            | Description                                    |
|------------------|--|
| Page Title       | Used for page H1 tag and meta title            |
| Description      | Will be shown above options list (brands list) |
| Meta Keywords    | Page Keywords                                  |
| Meta Description | Page Description                               |

### Display settings tab

**PAGE INFORMATION**

---

Page Information

Content

Display Settings

Option Pages Settings

Options

#### Page Layout

---

Layout

Layout Update XML

#### Display Settings

---

Display Mode

Columns Count   
1 — 8 columns are supported

Group Options by First Letter   
When enabled, options are sorted by title only.

Listing Mode

**Field**

**Description**

| <b>Field</b>                  | <b>Description</b>  |
|-------------------------------|---|
| Layout                        | Page Layout (Standard magento layout select field)                            |
| Layout Update XML             | This field can be used to add or remove additional blocks                     |
| Display Mode                  | Page display mode (Description and children, Description only, Children only) |
| Columns Count                 | Attribute options column count  |
| Group Options by First Letter | Handy, when you have really many attribute options(brands) count              |
| Listing Mode                  | Show as Images or as Links  |
| Image Width                   | Image Width   |
| Image Height                  | Image Height  |

#### **Option pages settings tab**

This tab allows you to configure default settings for option-based pages.

| PAGE INFORMATION             |
|------------------------------|
| Page Information             |
| Content                      |
| Display Settings             |
| <b>Option Pages Settings</b> |
| Options                      |

### General Settings

Title

Available Placeholders: {{var option.label}}, {{var attribute.label}}

Use Layered Navigation  ▼

Layout  ▼

Display Mode  ▼

### Additional Product Collection Filters

If ALL of these conditions are TRUE :

Category is 20 ❌

Material is Wool ❌



| Field                                 | Description  |
|---------------------------------------|--|
| Title                                 | Default title. Available Placeholders: {{var option.label}}, {{var attribute.label}} |
| Use Layered Navigation                | Ability to enable/disable layered navigation.  |
| Layout                                | Choose layout to use at option-based pages.  |
| Display Mode                          | Option page display mode (Description and children, Description only, Children only) |
| Additional Product Collection Filters | Ability to add additional filters for product list shown at option-based page.       |

### Options tab

Options tab comes with attribute options grid where you can change urls, sort\_order,

and assign images and thumbnails for each of the attribute option (brand).

**PAGE INFORMATION**

Page Information

Content

Display Settings

Option Pages Settings

Options

Search Reset Filter
20 ▼ per page
< 1 of 1 >

| Exclude from Display                        | ID                   | Name                 | URL Key | Image       | Thumbnail   | Sort Order |
|---|----------------------|----------------------|---------|-------------|-------------|------------|
| No <span style="font-size: small;">▼</span> | <input type="text"/> | <input type="text"/> |         |             |             |            |
| <input type="checkbox"/>                    | 49                   | Black                | black   | Choose File | Choose File | 100        |
| <input type="checkbox"/>                    | 50                   | Blue                 | blue    | Choose File | Choose File | 100        |
| <input type="checkbox"/>                    | 51                   | Brown                | brown   | Choose File | Choose File | 100        |
| <input type="checkbox"/>                    | 52                   | Gray                 | gray    | Choose File | Choose File | 100        |
| <input type="checkbox"/>                    | 53                   | Green                | green   | Choose File | Choose File | 100        |
| <input type="checkbox"/>                    | 60                   | Yellow               | yellow  | Choose File | Choose File | 100        |

**Field**

**Description**

Exclude from Display These options(brands) will not be shown at the Attributepage and widgets

Url Key Frontend url, where the page will be available (PAGE\_URL/OPTION\_URL)

Image Image to show at the Attributepage and widgets

Thumbnail Image to show, when tiny logo size is needed. See [Use cases](#) page.

Sort Order Ability to sort options list manually.

**Related Articles**

- [Attribute based page frontend screenshots](#)

[Edit this Page](#)

[Home](#) > [Magento 2.x](#) > [Extensions](#) > [Attributepages](#) > [Option based page](#) > Option based page frontend screenshots

# Frontend screenshots

Here you can find a gallery of seperately configured Option Based Pages.

## Table of Contents

- [Product list filtered by white color option](#)
- [Brand landing page without products listing](#)

## Product listing page

This page uses Description and children display mode and could be used as category page.

Products listing settings are the same as category page settings.



# Athletic

### Shopping Options

#### PRICE

- \$0.00 - \$9.99 (2)
- \$10.00 - \$19.99 (5)
- \$20.00 - \$29.99 (1)
- \$40.00 - \$49.99 (1)
- \$50.00 - \$59.99 (2)
- \$90.00 and above (2)

#### ERIN RECOMMENDS

- Yes (2)
- No (1)

#### SALE

- Yes (1)
- No (1)

#### NEW

- Yes (4)
- No (1)

#### PERFORMANCE FABRIC

- No (1)

### Description



Items 1-12 of 13

Sort By Position



Dual Handle Cardio Ball

★★★★★ 2 Reviews

\$12.00



Go-Get'r Pushup Grips

★★★★★ 3 Reviews

\$19.00



Endurance Watch

★★★★★ 3 Reviews

\$49.00



Summit Watch

★★★☆☆ 3 Reviews

\$54.00



Dash Digital Watch

★★★★★ 3 Reviews




Clamber Watch

★★★★★ 3 Reviews



Didi Sport Watch

★★★★★ 2 Reviews



Beginner's Yoga

\$6.00

## Brand landing page

This page is used as brand landing page. It uses description Display mode to hide brand related products from this page, and changes page layout to 1column

# Burberry



### Liquorice marshmallow gummies

Soufflé cake jujubes macaroon chocolate cake pastry. Wafer I love icing jujubes. I love apple pie jelly-o gingerbread. Powder chupa chups I love cake I love dessert jelly.



### Tootsie roll pastry

Toffee brownie I love jelly. Chupa chups sesame snaps candy canes marzipan pudding sweet croissant gummi bears. Cotton candy marshmallow bonbon pie croissant cake powder oat cake wafer.



### Wafer danish cupcake

Chocolate cotton candy cookie. Cookie I love ice cream. Croissant I love fruitcake cake tootsie roll. Cupcake macaroon pie tiramisu. Marshmallow powder brownie I love dessert bear claw tootsie roll.



### Liquorice

Soufflé cake jujubes macaroon chocolate cake pastry. Wafer I love icing jujubes. I love apple pie jelly-o gingerbread. Powder chupa chups I love cake I love dessert jelly.



### Tootsie roll pastry

Toffee brownie I love jelly. Chupa chups sesame snaps candy canes marzipan pudding sweet croissant gummi bears. Cotton candy marshmallow bonbon pie croissant cake powder oat cake wafer.



### Wafer danish cupcake

Chocolate cotton candy cookie. Cookie I love ice cream. Croissant I love fruitcake cake tootsie roll. Cupcake macaroon pie tiramisu. Marshmallow powder brownie I love dessert bear claw tootsie roll.



Candy canes apple pie caramels cake tart. Cake I love gummi bears jelly beans. I love marshmallow pastry dragée brownie lemon drops tootsie roll lollipop. Soufflé sugar plum cheesecake caramels chocolate bar I love powder lollipop. Brownie powder tiramisu dragée bonbon. I love I love tart. Cake icing caramels. Jelly macaroon marzipan dragée sweet roll I love candy I love. Cheesecake muffin marzipan lollipop wafer. Danish cake caramels halvah soufflé I love I love. Gummi bears I love toffee dessert dragée wafer. Chupa

## Related Articles

- [Option based page backend](#)
- [Attribute based page backend](#)

[Edit this Page](#)

[Home](#) >

[Magento 2.x](#) >

[Extensions](#) >

[Attributepages](#) >

[Option based page](#) >

Option based pages management

# Option based pages management

Look at [frontend screenshots](#) on a separate page.

## Option based pages grid

This page is available in `Swissup > Attribute Pages > Manage Options menu`.

You are allowed to view, edit and create all available Option Based pages

(Brand filtered pages).

# Attribute Options

 313 records found per pageof 11

| <input type="checkbox"/> | ID ↓ | Name          | Title         | URL Key       | Layout | Attribute | Store View      | Status  | Action   |
|--------------------------|------|---------------|---------------|---------------|--------|-----------|-----------------|---------|----------|
| <input type="checkbox"/> | 211  | Hike          | Hike          | hike          |        | Activity  | All Store Views | Enabled | Select ▼ |
| <input type="checkbox"/> | 212  | Outdoor       | Outdoor       | outdoor       |        | Activity  | All Store Views | Enabled | Select ▼ |
| <input type="checkbox"/> | 213  | Running       | Running       | running       |        | Activity  | All Store Views | Enabled | Select ▼ |
| <input type="checkbox"/> | 214  | Warmup        | Warmup        | warmup        |        | Activity  | All Store Views | Enabled | Select ▼ |
| <input type="checkbox"/> | 215  | Yoga          | Yoga          | yoga          |        | Activity  | All Store Views | Enabled | Select ▼ |
| <input type="checkbox"/> | 216  | Recreation    | Recreation    | recreation    |        | Activity  | All Store Views | Enabled | Select ▼ |
| <input type="checkbox"/> | 217  | Lounge        | Lounge        | lounge        |        | Activity  | All Store Views | Enabled | Select ▼ |
| <input type="checkbox"/> | 218  | Gym           | Gym           | gym           |        | Activity  | All Store Views | Enabled | Select ▼ |
| <input type="checkbox"/> | 219  | Climbing      | Climbing      | climbing      |        | Activity  | All Store Views | Enabled | Select ▼ |
| <input type="checkbox"/> | 220  | Crosstraining | Crosstraining | crosstraining |        | Activity  | All Store Views | Enabled | Select ▼ |
| <input type="checkbox"/> | 221  | Post-workout  | Post-workout  | post-workout  |        | Activity  | All Store Views | Enabled | Select ▼ |
| <input type="checkbox"/> | 222  | Cycling       | Cycling       | cycling       |        | Activity  | All Store Views | Enabled | Select ▼ |

## Create option page

Option pages are created automatically when saving Attribute based page.

If you would like to create store specific option page, you can open existing

option page and press Duplicate button, that will redirect you to

[option page form](#).

## Option page form

Option page form contains three tabs:

- [Option Information](#)
- [Content](#)
- [Display Settings](#)

### Option information tab

**OPTION INFORMATION**

Option Information

Option Information

Content

Display Settings

**Option Information**

Name \* Gym  
Used to identify page in backend grid

Title Gym  
Available Placeholders: {{var option.label}}, {{var attribute.label}}  
Leave empty to use parent page settings.

URL Key \* gym  
Relative to Website Base URL

Image Choose File No file chosen

Thumbnail Choose File No file chosen

Store View \*  
All Store Views  
Main Website  
Main Website Store  
Luma

Enabled Yes

| Field | Description                     |
|-------|---------------------------------|
| Name  | Page identifier for store owner |

| Field      | Description  |
|------------|--|
| Title      | Used by<br>Swissup\Attributepages\Block\Option\OptionList<br>block and widget. |
| Url key    | It's also used as a Page Title if content tab does not redefine it.            |
| Image      | Frontend url where the page will be available                                  |
| Thumbnail  | Image to show at the Attributepage and widgets                                 |
| Store View | Image to show, when tiny logo size is needed.                                  |
| Enabled    | Look at <a href="#">Use cases</a> page.  |
| View       | List of store views, where current page should be available                    |
| Enabled    | Optionpage status  |

**Content tab**

**OPTION INFORMATION**

Option Information

**Content**

Display Settings

**Content**

Page Title

Description  Show / Hide Editor Insert Widget... Insert Image... Insert Variable...

Short Description  Show / Hide Editor Insert Widget... Insert Image... Insert Variable...  
 <p>Short Description</p>

Short Description may be used in "Product Option" widget

**Search Engine Optimization**

Meta Keywords

Meta Description

| <b>Field</b>      | <b>Description</b>   |
|-------------------|--|
| Page Title        | Used for page H1 tag and meta title  |
| Description       | Will be shown above products list  |
| Short Description | Will be shown below corresponding option in <a href="#">Product Option Block</a> if enabled. |
| Meta Keywords     | Page Keywords  |

| Field            | Description      |
|------------------|------------------|
| Meta Description | Page Description |

### Display settings tab

**OPTION INFORMATION**

Option Information

Content

Display Settings

---

**Page Layout**

Layout

Layout Update XML

---

**Display Settings**

Display Mode

Use Layered Navigation

| Field                  | Description   |
|------------------------|---|
| Layout                 | Page Layout (Standard magento layout select field)                            |
| Layout Update XML      | This field can be used to add or remove additional blocks                     |
| Display Mode           | Page display mode (Description and children, Description only, Children only) |
| Use Layered Navigation | Enable/Disable Layered navigation for corresponding option-based page.        |

### Related Articles



- [Option based page frontend screenshots](#)

[Edit this Page](#)

```
<i>content_copy</i><code><span><?php</span>

    <span>echo</span> <span>$this</span><span>->
</span><span>getLayout</span><span>()</span>
<span>-></span><span>createBlock</span><span>
(</span>
<span>'Swissup\Attributepages\Block\Product\Option'</span>
><span>)</span></span>

    <span>-></span><span>setProduct</span><span>
(</span><span>$block</span><span>-></span>
<span>getProduct</span><span>())</span>

    <span>-></span><span>setTemplate</span><span>
(</span>
<span>'Swissup_Attributepages::product/options.phtml'</sp
an><span>)</span></span>

    <span>-></span><span>setAttributeCode</span>
<span>(</span><span>'activity'</span><span>)</span></span>

    <span>-></span><span>toHtml</span><span>()
</span>

<span>?></span>

</code>
```

```
<i>content_copy</i><code><span>
<referenceContainer</span> <span>name=</span>
<span>"product.info.extrahint"</span><span>></span>

    <span><block</span> <span>class=</span>
<span>"Swissup\Attributepages\Block\Product\Option"
</span> <span>template=</span>
<span>"Swissup_Attributepages::product/options.phtml"
```

</span> <span>name=</span>  
<span>"attributepage\_brand"</span><span>></span>

<span><arguments></span>

<span><argument</span> <span>name=</span>  
<span>"attribute\_code"</span> <span>xsi:type=</span>  
<span>"string"</span><span>></span>brand<span>  
</argument></span>

<span><argument</span> <span>name=</span>  
<span>"use\_image"</span> <span>xsi:type=</span>  
<span>"boolean"</span><span>></span>true<span>  
</argument></span>

<span><argument</span> <span>name=</span>  
<span>"image\_type"</span> <span>xsi:type=</span>  
<span>"string"</span><span>></span>thumbnail<span>  
</argument></span>

<span><argument</span> <span>name=</span>  
<span>"width"</span> <span>xsi:type=</span>  
<span>"number"</span><span>></span>45<span>  
</argument></span>

<span><argument</span> <span>name=</span>  
<span>"height"</span> <span>xsi:type=</span>  
<span>"number"</span><span>></span>15<span>  
</argument></span>

<span><argument</span> <span>name=</span>  
<span>"use\_link"</span> <span>xsi:type=</span>  
<span>"boolean"</span><span>></span>true<span>  
</argument></span>

<span><argument</span> <span>name=</span>  
<span>"css\_class"</span> <span>xsi:type=</span>

```
<span>"string"</span><span>></span>hidden-  
label<span></argument></span>
```

```
<span></arguments></span>
```

```
<span></block></span>
```

```
<span></referenceContainer></span>
```

```
</code>
```

## **Widget interface**

The product will be taken from registry automatically.

## Insert Widget...



### Widget

Widget Type \*  ▼

### Widget Options

Attribute Code \*

Multiple comma-separated codes are supported

Additional css classes

Built-in helper classes: hidden-label, a-center, list-block, clear

Render as link  ▼

Show Image  ▼

Image type  ▼

Image Width

Image Height

Label for 'View All' link


Template

[Insert Widget](#)

You can add this widget to the product page at Content > Elements > Widgets page with following layout update instructions:

## Layout Updates

---

|   |  |                                  |   |
|---|--|----------------------------------|---|
| Display on  | <input type="text" value="All Product Types"/>       | <input type="button" value="▼"/> |  |
| Products  | Container  | Template                         |   |
| <input checked="" type="radio"/> All<br><input type="radio"/> Specific Products | <input type="text" value="Product View Extra Hint"/> | <input type="button" value="▼"/> | Please Select Container First   |

### Related articles

- [Product option helper](#)
- [Display brand block on product page](#)

[Edit this Page](#)