

Search...

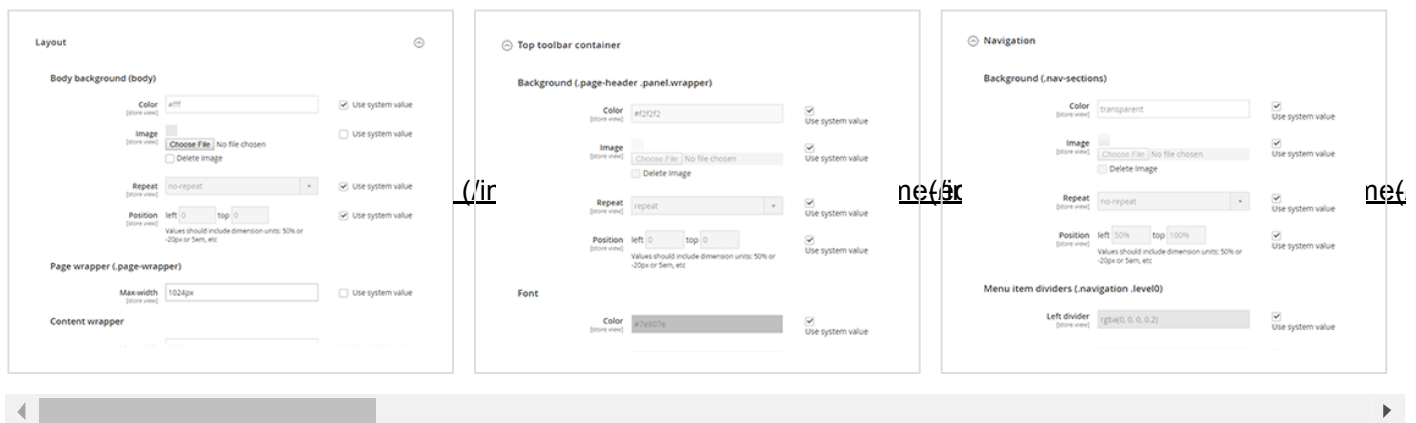
[Home \(/\)](#) > [Magento 2.x \(/m2/\)](#) > [Argento \(/m2/argento/\)](#) > [Customization \(/m2/argento/customization/\)](#) > Argento Theme Editor

Theme Editor

Theme editor provides a quick way to change Argento styles with minimum css knowledge.

Theme editor is located at

Magento Admin > Stores > Configuration > Swissup Themes Editor > Argento Essence .



Contents

1. [Layout](#)
2. [Header](#)
3. [Footer](#)
4. [Product and Homepage Tabs](#)
5. [Buttons](#)
6. [Fonts](#)
7. [Additional css styles](#)
8. [Result examples](#)

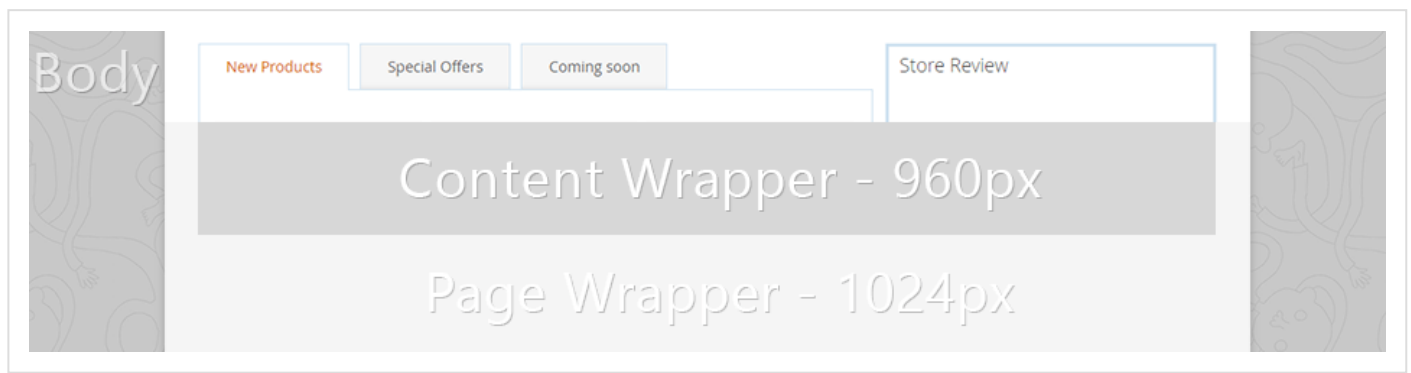
Layout

Layout section allows you to apply [boxed, full-width or standard page layouts](/m2/argento/customization/boxed-full-width-and-standard-layout-types/) from backend settings interface.

There are three options available to configure:

Option	Default Value	Description
Body background	#fff	Body background
Page wrapper width	none	Page width around content
Content wrapper width	980px	Content width

Take a look at the picture below with highlighted layout regions:



1. **Body's background.**

Body's background is covered by page wrapper and it's not visible by default.

Set the 'Page wrapper' max-width (1280px for example) to reveal body background.

2. **Boxed Layout**

Set the 'Page wrapper' max-width (1280px for example) to enable boxed layout

3. **Full-Width Layout**

Set the 'Page wrapper' and 'Content wrapper' max-width's to 100%

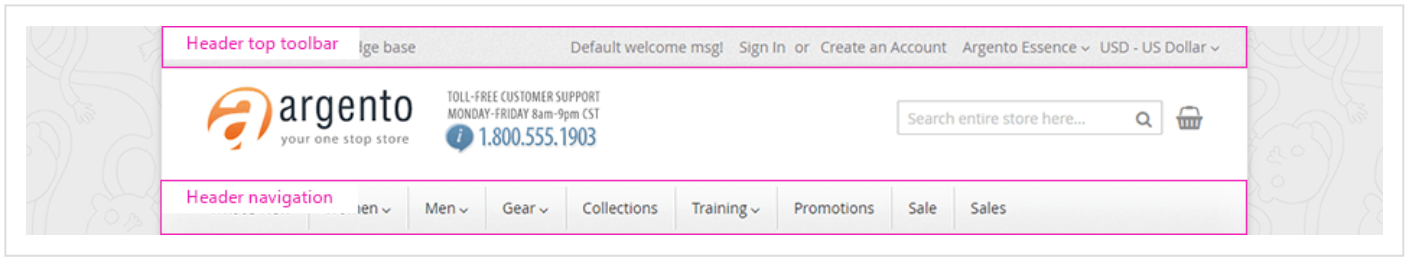
4. **Default Layout**

Set the 'Page wrapper' max-width to 100%

Set the 'Content wrapper' max-width to 980px

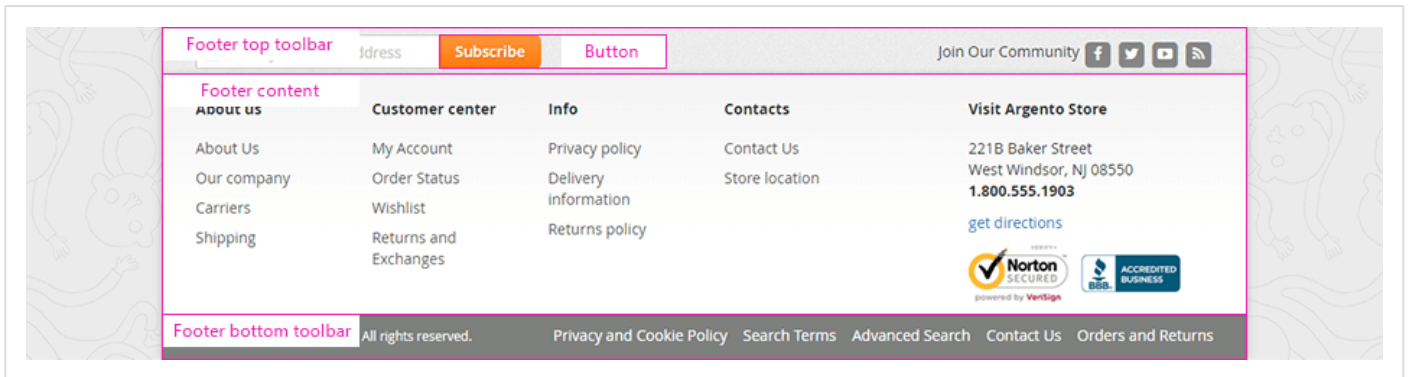
Header

Header section allows to customize top toolbar and navigation styles.



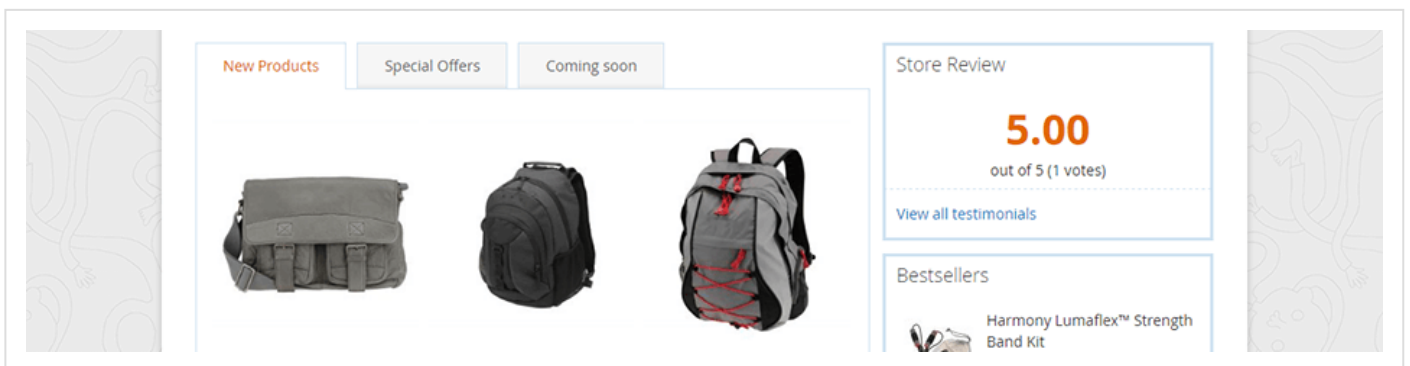
Footer

Footer section allows to customize top toolbar, content and bottom toolbar parts.



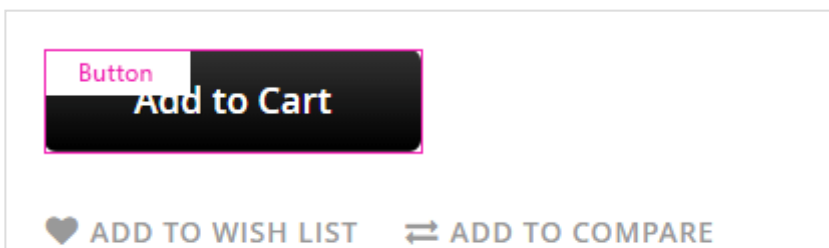
Product and Homepage Tabs

Tabs section allows you to customize border, background and fonts for homepage and product tabs.



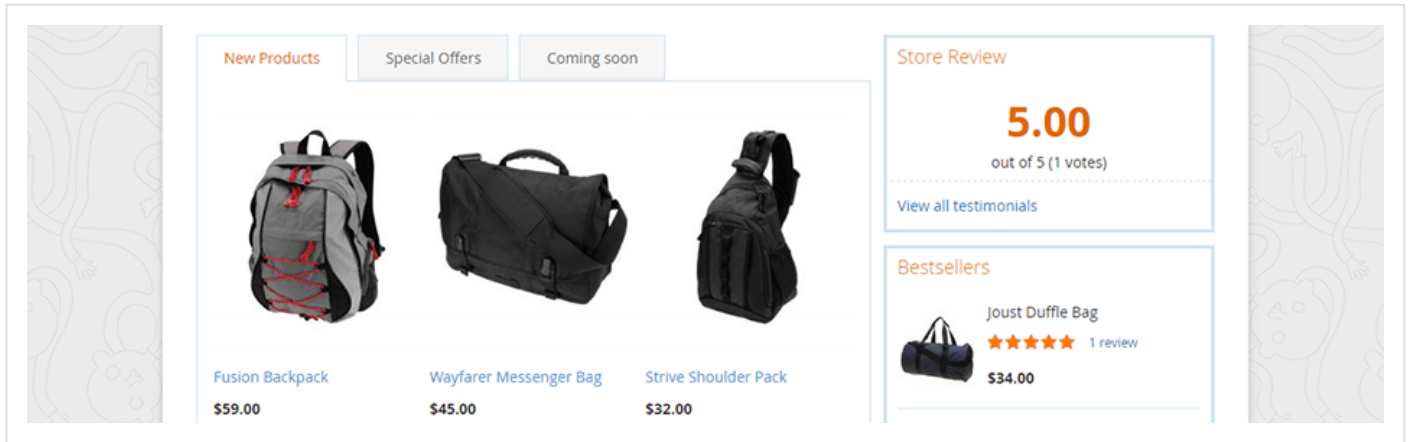
Buttons

Customize primary and secondary buttons colors.



Fonts

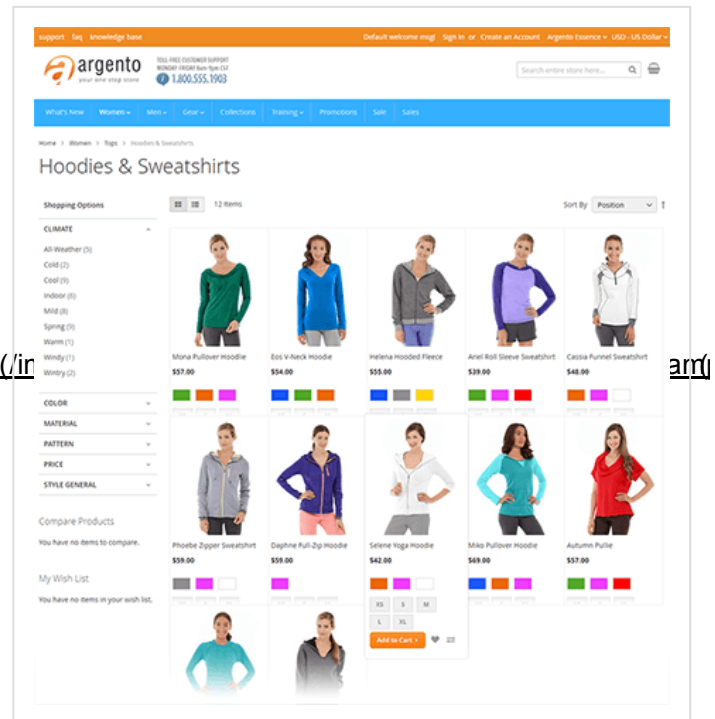
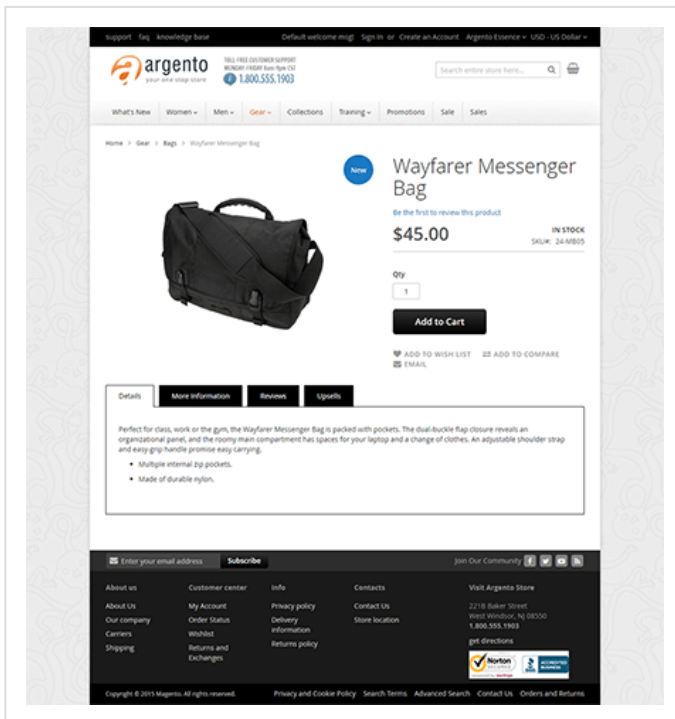
Fonts section allows you to customize styles for page headers, block titles, and product name in category listing.



Additional css styles

Use this section to add any other specific styles.

Result examples



Next up

- [Argento docs homepage \(/m2/argento/\)](#)
- [Small css customizations \(/m2/argento/customization/custom-css/\)](#)
- [Create Argento based custom theme \(/m2/argento/customization/custom-theme/\)](#)

© 2016 [Argento \(http://argentotheme.com/\)](http://argentotheme.com/), [Swissuplabs \(https://swissuplabs.com/\)](https://swissuplabs.com/), [Templates-Master \(http://templates-master.com/\)](http://templates-master.com/)