

Absolute Theme

The screenshot shows a website layout for the Absolute Theme. At the top, there is a dark blue header with the text "Swissup Absolute" and a shopping cart icon. Below this is a light blue navigation bar containing the "ma: MagentoAbsolute" logo, the tagline "best free magento theme", and links for "Default welcome msg!", "Sign In", "My Cart", "Checkout", "My Wishlist", and "Create an Account". A secondary navigation bar features categories: "What's New", "Women", "Men", "Gear", and "Training", along with a search bar labeled "Search entire store here...".

The main content area features a large slider for a "LEICA M9" camera. The text reads: "LEICA M9 closer to the moment". Below this, it states: "Constructed with a depth of less than 42 mm and an extremely quiet shutter, the M-Cameras are ideal partners for travel photographers and photojournalists." To the right of the slider are three promotional boxes: "Call Us Toll Free (555) 555-555 Mon-Fri 10am-8pm MST", "Free Domestic Shipping on All Orders over 100\$", and a "Newsletter" sign-up form with the text "Signup for our Newsletter" and an "Enter email" field.

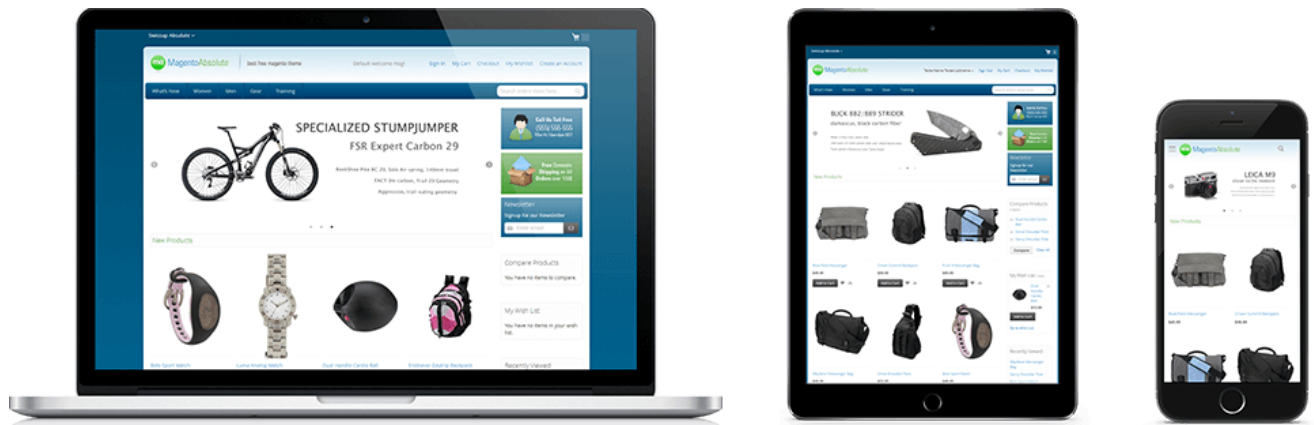
Below the slider is a "New Products" section displaying four items: a black and pink wristband, a silver watch, a black spherical object, and a pink and black backpack. On the right side of this section are three utility boxes: "Compare Products" (with the message "You have no items to compare."), "My Wish List" (with the message "You have no items in your wish list."), and a "Newsletter" sign-up form.

Contents

- [Installation](#)
- [Changelog](#)
- [Demo](#)

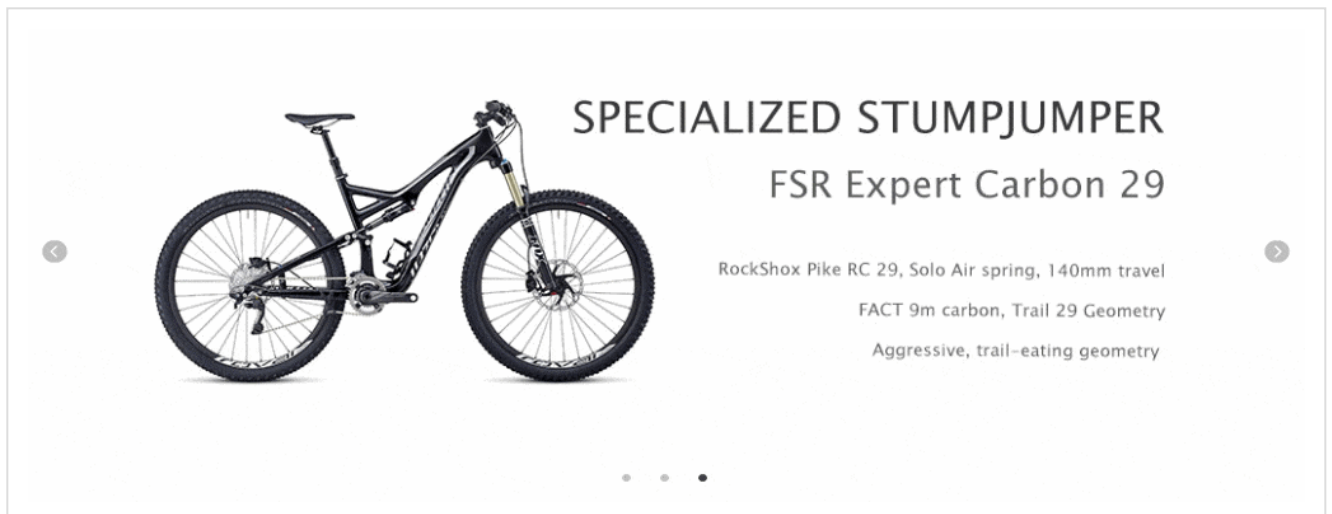
Main Features

- **Responsive design**



As we're using all advantages of **Magento2 LUMA** theme **Absolute template** has fully responsive markup and can be used at all screen sizes.

- **Slick Carousel sliders** (optimized for touchscreen)



This carousel tool is integrated in **Absolute** theme and can be used in other places using following markup:

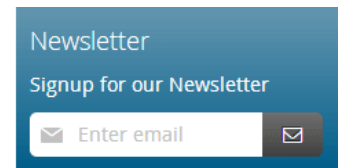
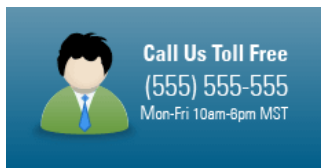
```

<div data-mage-init='{"slick": {"slidesToShow": 4, "slidesToScroll": 1, "dots": true,
"autoplay": true, "variableWidth": true}}'>
  <div style="margin-right: 10px"></div>
  <div style="margin-right: 10px"></div>
  <div style="margin-right: 10px"></div>
  <div style="margin-right: 10px"></div>
  <div style="margin-right: 10px"></div>
  <div style="margin-right: 10px"></div>
</div>

```

See the list of available options at slick's carousel [official site](#)

• Side banners with newsletter block



- First two **banners** are added in `homepage_callout` static block and can be easily changed or modified
- **Newsletter** is added using default **magento** block. Can be turned off in Content > Pages > home > Design by removing line:


```

<block class="Magento\Newsletter\Block\Subscribe" name="form.subscribe.right"
as="subscribe_right" template="subscribe_right.phtml"/>

```


• New products block on homepage

New Products




Rival Field Messenger
\$45.00

Add to Cart ♥ ⋮




Crown Summit Backpack
\$38.00

Add to Cart ♥ ⋮



Push It Messenger Bag
\$45.00

Add to Cart ♥ ⋮

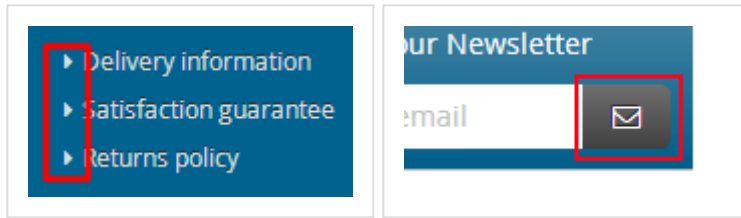


Wayfarer Messenger Bag
\$45.00

Add to Cart ♥ ⋮

Products quantity in this block is controlled by homepage widget parameter `products_count="8"`

• Using of FontAwesome icons



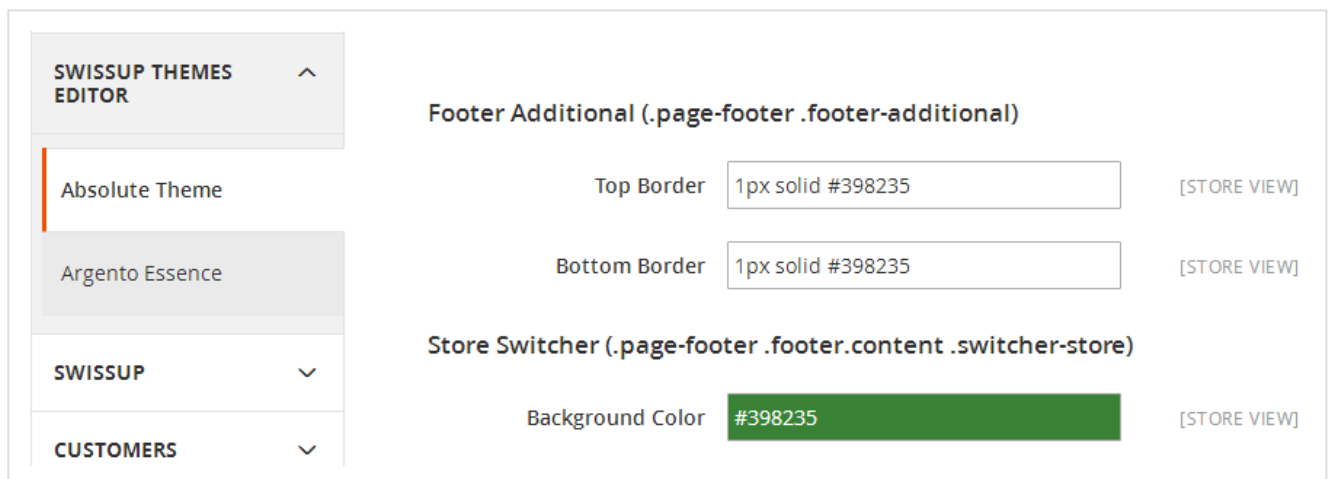
We included **Font Awesome** icons pack that won't make extra queries to server. You can use more than **600 icons**.

• 1-click installation

• Backend user friendly theme editor

Go to

Admin > Stores > Configuration > Swissup > Swissup Themes Editor > Absolute Theme
and find following interface:



All listed sections parameters can be **easily changed**:

- **Background**
- **Footer**
- **Navigation**
- **Fonts**



Page Title (.page-title .base)

Color #1c121c

[STORE VIEW]

Product Link (.product-item .product-item-name a)

Color #252e25

[STORE VIEW]

Footer Contacts (.page-footer .footer-contacts)

Color #398235

[STORE VIEW]