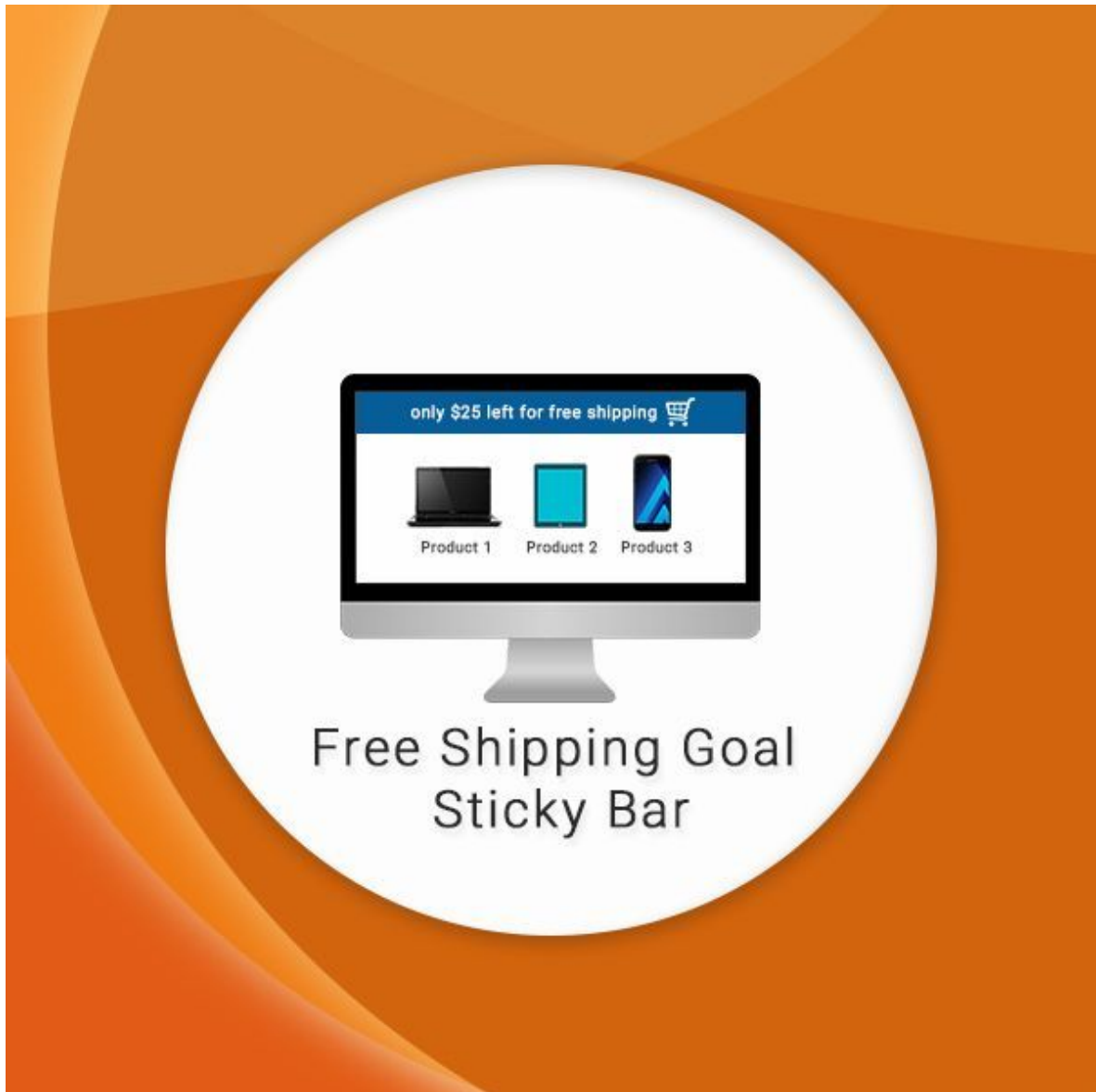


Free Shipping Goal Sticky Bar



Free Shipping Goal
Sticky Bar

Table of Contents

Introduction	2
Backend Settings of the Extension	2
How Does the Extension Work?	5
Features of the Extension	7
Contact Us	8

Introduction

Free Shipping Bar extension for Magento allows displaying a reminding bar throughout the store page to keep customers aware of the free shipping opportunity. The bar reminder can be displayed at one of the set locations on different store pages. In addition, the bar can automatically calculate the difference between the customer's current cart total and the amount required for free shipping.

It would be great if we have someone who caters to our desire to have free delivery and kept reminding us about how far we are from getting it. This extension automatically calculates the difference between the current cart total and the "free shipping goal", making customers always aware of the opportunities they have, which inevitably aids the store owner in making more money.

From the first step, store customers become aware of the free shipping opportunity and are informed about how much more they need to spend to avail free shipping opportunity. Allowing store owner, with few minutes spent on extension configuration, convert more carts into orders, by offering one of the most relevant marketing opportunities – the free shipping. It creates a win-win situation for both the seller and the customer.

The extension delivers information on free shipping straight to the customer which increase conversion by delivering information on the free shipping opportunity. Also, it increases the average order value by reminding customers to add more products to the cart for free shipping.

Backend Settings of the Extension

Step 1- Enable the Extension

- Navigate to **Stores > Settings > Configuration > Free Shipping Bar > Shipping Bar** in Magento Admin Panel.
- **Enable:** Choose **Yes** to enable the Free Shipping Goal Sticky Bar extension.
- **Notification Content:** Enter the message here informing the customer how much amount is left for free shipping. e.g Only %% left for free shipping. (Don't remove the "%%" symbol as the amount of free shipping entered will be added here).

The screenshot shows the Magento Admin Panel Configuration page for SunARC. The 'Configuration' title is highlighted in a red box. The left sidebar shows 'STORES' highlighted in a red box. The 'FREE SHIPPING BAR' menu item is also highlighted in a red box. The main content area shows 'General Configuration' with fields for 'Enabled' (set to 'Yes'), 'Notification Content', 'Text Color', 'Background Color', and 'Custom CSS'. A 'Save Config' button is in the top right corner.

- **Text Color:** Click on the text color block, a pop-up tab will appear to select the required text color here.



- **Background Color:** Same color pad like for text color will be available to choose the required background color.
- **Custom CSS:** If required CSS can also be customized here.
- Click on '**Save Config**' to save the configuration settings.

Step 2 - Adding the amount eligible for Free Shipping

- Navigate to **Stores > Settings > Configuration > Sales > Shipping Methods > Free Shipping** in Magento Admin Panel.
- **Enable:** Choose **Yes** to enable the Free Shipping.
- **Title:** Provide the title for Free Shipping.
- **Method Name :** Mention the method name.

- **Minimum Order Amount:** Provide the minimum amount for which shipping will be free.

Save Config

Free Shipping



Enabled

[website]

Yes

Use system value

Title

[store view]

Free Shipping

Use system value

Method Name

[store view]

Free

Use system value

Minimum Order Amount

[website]

100

- **Displayed Error Message:** Can display the default error message or uncheck the use system value box and enter the error message as required.
- **Ship to Applicable Countries:** All allowed countries is by default selected if specific countries are selected next block will be active and the required list of the countries can be selected.
- **Ship to Specific Countries:** Select the list of specific countries eligible for free shipping.

Displayed Error Message
[store view]

This shipping method is not available. To use this shipping method, please contact us.

Use system value

Ship to Applicable Countries
[website]

All Allowed Countries ▼

Use system value

Ship to Specific Countries
[website]

Mayotte
Turks & Caicos Islands
Ukraine
Poland
Sudan

- **Show Method If Not Applicable:** Select Yes or No as required.
- **Sort Order:** Order of the shipping method can be arranged here.

Show Method if Not Applicable
[website]

No ▼


Sort Order
[website]


- Click on **'Save Config'** to save the configuration settings.

How Does the Extension Work?

- Once the extension is enabled, if the order amount is less than the minimum order amount setup at the backend, a sticky note will be available informing the amount remaining for free shipping.
- Let's suppose the minimum order amount is set to 100\$, and if the customer adds a 75\$ product to the cart then the sticky note will display the message that 25\$ is left for free shipping.

Only \$25 left for free shipping

Sign In



Shipping

Review & Payments

Payment Method:

Check / Money order

My billing and shipping address are the same

m k

l

d, Alaska 123

United States


.....


Order Summary

Cart Subtotal	\$75.00
Shipping	\$5.00
Flat Rate - Fixed	
Order Total	\$80.00

- If the cart has the minimum order amount as set at the backend, sticky note will display the message that the customer is eligible for free shipping.

You are eligible for free shipping

Sign In



Shipping

Review & Payments

Payment Method:

Check / Money order

My billing and shipping address are the same

aa a

a

a, Georgia 1234

United States

Order Summary

Cart Subtotal	\$104.00
Shipping	\$0.00
Free Shipping - Free	

- Also, free shipping method will be enabled which the customer can now opt and no shipping/handling charges will be applied.

Shipping Methods

\$10.00 Fixed Flat Rate

\$5.00 Table Rate Best Way

\$0.00 Free Free Shipping

Next

Features of the Extension

Display a free shipping notifier on your store to show the amount left until free shipping

A notifier informs customers about the minimum cart total to get free shipping and the remaining amount until they reach that limit.

Auto-update the current cart total and the remaining amount until free shipping

Admin has to set up the amount at the backend for free shipping. The extension will do the rest and calculate the customer's remaining amount automatically. If the cart total is changing, the amount left number in the free shipping bar will be re-calculated.

Shows the success message when the customer reaches the free shipping limit

Once the cart total passes the free shipping amount, the notifier bar will be replaced with a success message.

Customize fonts and color of the free shipping bar and success message

To give store owners more choice of customization, this extension enables admins to change fonts and color of both message bar and free shipping success message.

Show the amount left until free shipping in a free shipping notification bar

In the message bar, buyers will be informed about the minimum order amount to get free shipping. Their current cart total and the remaining amount to get the limit are also auto-updated. Through this way, store owners can raise the urge in customers and encourage them to shop more to get free delivery.

Replace the free shipping bar with success message when buyer reach the minimum for free shipping

Once the buyer's cart total passes the free shipping amount, the notification bar will be replaced with a success message.

Highly-customized free shipping bar and success message

At the backend, admins can use the default settings or customized CSS to change the design of both the notification and the success message. Let's your message be in style with your store!

Contact Us

Sometimes extensions already installed on your store may conflict with the extension. If you run into an error we want to help!

Please contact us at [Support Email](#).