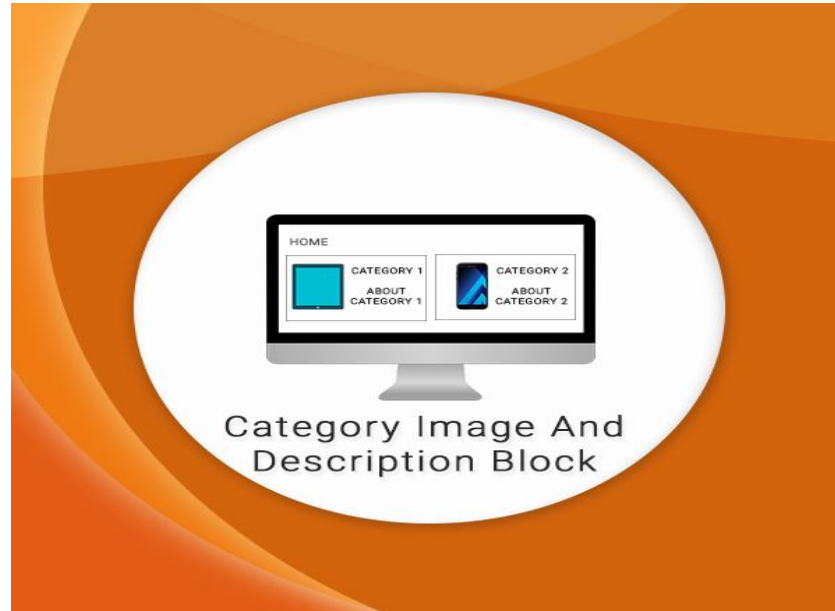


# Category Image And Description Block



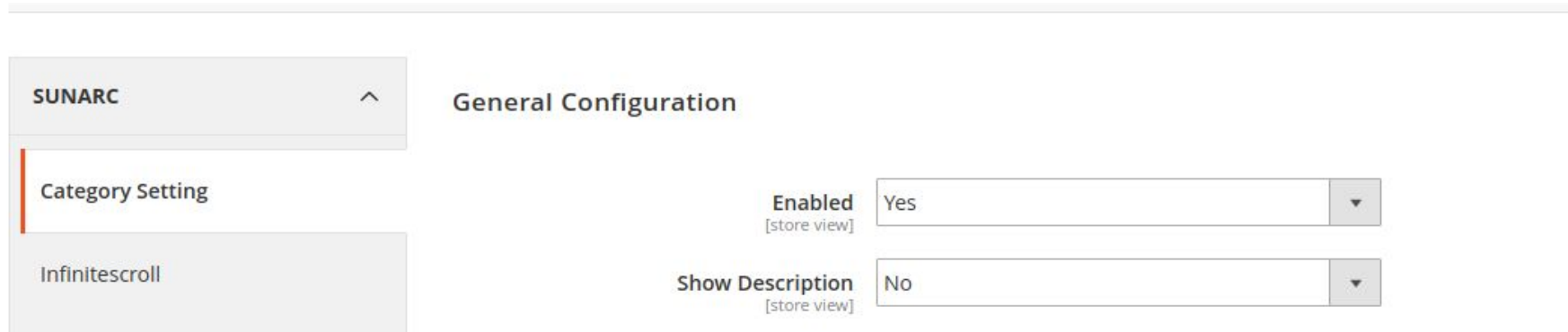
User Guide

# Contents

1. Enabling the extension
2. Setting to show description or not with the category
3. Category Block without description at frontend
4. Category Block with description at frontend

# 1.Enabling the module

In admin panel go to Stores → Configuration-->Sunarc-->Category Setting-->Enabled-->Yes



The screenshot shows the SunArc admin panel configuration page. On the left, there is a sidebar with a 'SUNARC' header and an upward arrow. Below it, 'Category Setting' is highlighted with a red vertical bar, and 'Infinitescroll' is listed below. The main content area is titled 'General Configuration' and contains two settings:

- Enabled** [store view]: A dropdown menu with 'Yes' selected.
- Show Description** [store view]: A dropdown menu with 'No' selected.

## 2.Setting to show description or not with the category

SUNARC ^

Category Setting

Infinitescroll

Layered Navigation

GENERAL v

### General Configuration

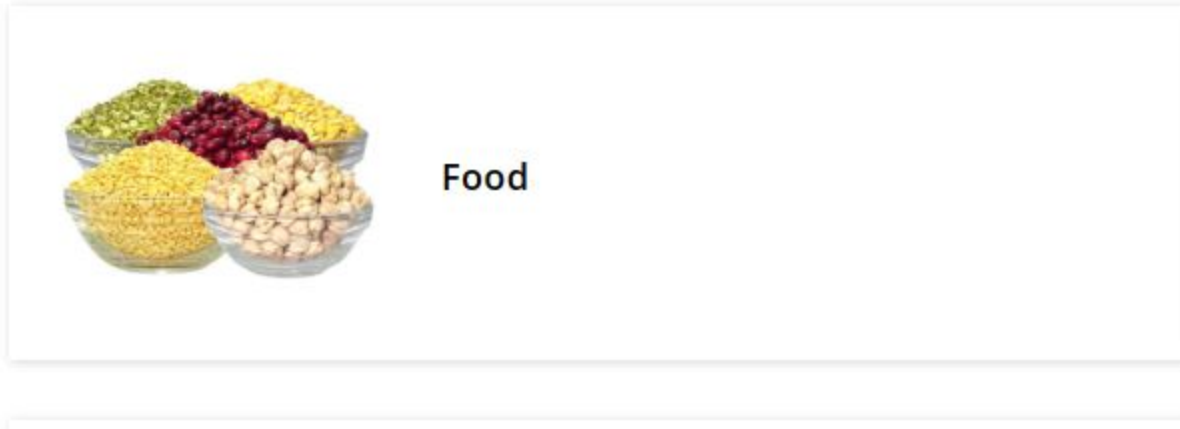
Enabled [store view] Yes v

Show Description [store view] No v



Choose Yes if you want to show the description, No otherwise

### 3. Category Block without description at frontend



## 4. Category Block with description at frontend



### Food

"Lorem ipsum dolor sit amet, consectetur adipiscing elit, sed do eiusmod tempor incididunt..."

# Thank you!

We welcome your feedback!

Should you have any questions or feature suggestions, please contact us at: [support@sunarctechnologies.com](mailto:support@sunarctechnologies.com)

