

PRODUCT INQUIRY WITH HIDE PRICE

USER GUIDE

Version 1.0.1

Welcome to Product Inquiry with Hide Price Extension for Magento 2 developed by Sparsh.

This extension allows you to hide price and "Add To Cart" button and facilitates customers to make inquiries about your products by filling a simple popup form.

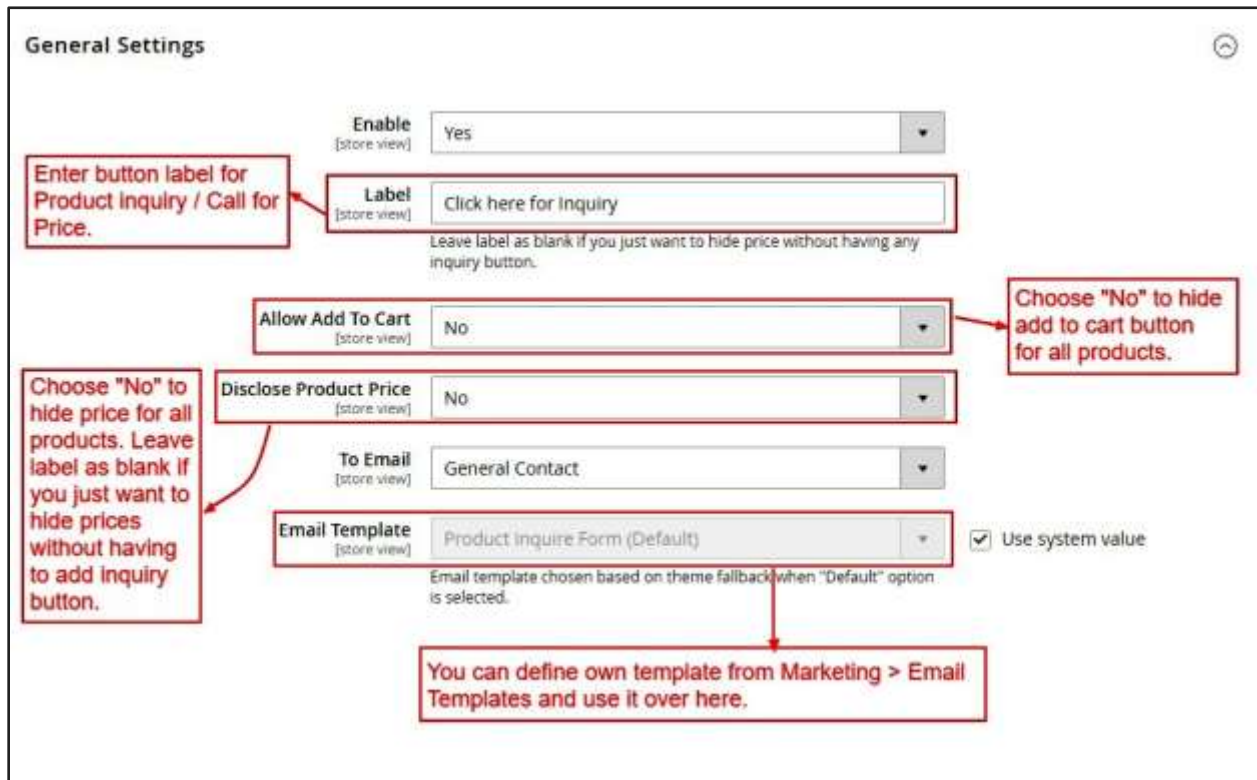
KEY FEATURES:

- ❖ Enable the inquiry button to all products or separately per product.
- ❖ Hide the price for all products or separately per product.
- ❖ Hide the "add to cart" button for all products or separately per product.
- ❖ Define the custom inquiry button text. E.g., "Click here for Inquiry" or "Ask Question" or "Call for price".
- ❖ Denies your competitors to disclose the price of your products.
- ❖ Persuade customers to contact you for pricing.
- ❖ Both customers & guest users can send the inquiry.
- ❖ Add inquiry form to any product.
- ❖ Use ajax based inquiry form.
- ❖ Notify admin via email.
- ❖ Set own email address and email template for inquiry.
- ❖ Manage inquiry request details from admin.
- ❖ By Default working on category listing page, product detail page, search result page, advance search page, compare products page, related products, side bar, my wishlist page etc...
- ❖ Enable or disable as per convenience.
- ❖ Free Support and Updates.

Follow given below steps from admin dashboard:

1. HOW TO ENABLE INQUIRY, HIDE PRICE AND/OR HIDE ADD TO CART BUTTON FOR ALL PRODUCTS

Go to Magento 2 Admin > Login > Stores > Configuration > Sparsh Extensions > Product Inquiry.



General Settings

Enable [store view] Yes

Label [store view] Click here for Inquiry
Leave label as blank if you just want to hide price without having any inquiry button.

Allow Add To Cart [store view] No

Disclose Product Price [store view] No

To Email [store view] General Contact

Email Template [store view] Product Inquire Form (Default) Use system value
Email template chosen based on theme fallback when "Default" option is selected.

You can define own template from Marketing > Email Templates and use it over here.

Expand the **General Settings** section, and do the following:

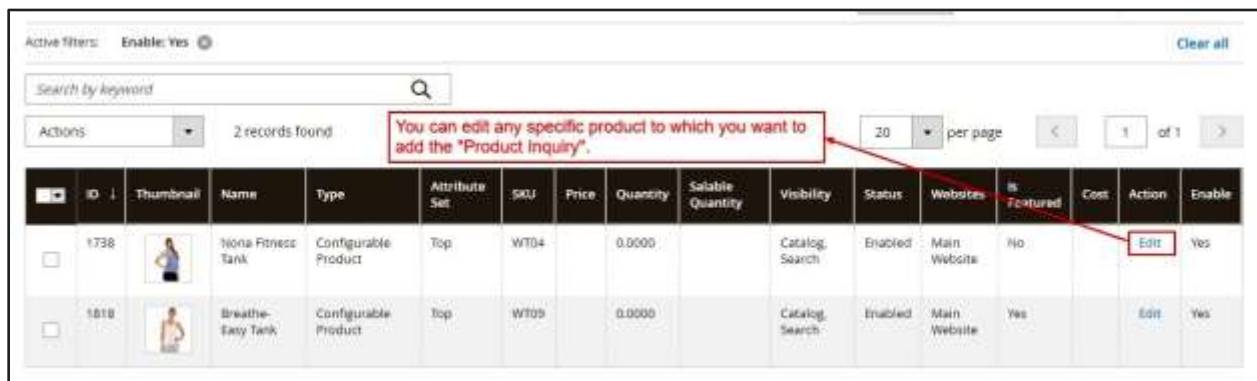
- **Enable:** Select “Yes” to enable for all products of given store view.
- **Label:** Enter the inquiry button label to be shown on a storefront. Leave label as blank if you just want to hide price without having any inquiry button.
- **Allow Add To Cart:** Select “No” to hide add to cart button for all products.
- **Disclose Product Price:** Select “No” to hide price for all products.
- **To Email:** Select email address on which inquiry email will be received.

- **Email Template:** Choose an email template for the inquiry email. You can define own template from Marketing > Email Templates and use it over here.

2. HOW TO ENABLE INQUIRY, HIDE PRICE AND HIDE ADD TO CART BUTTON FOR A SPECIFIC PRODUCT

Go to [Magento 2 Admin] > Login > Catalog > Inventory > Products



Choose the “edit” option in the select dropdown of action column for a particular product.



Active filters: Enable: Yes Clear all

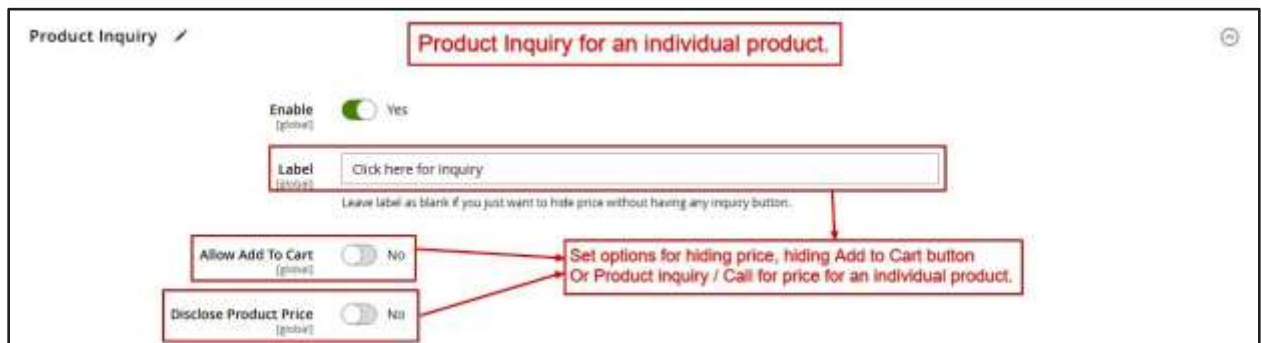
Search by keyword

ACTIONS 2 records found You can edit any specific product to which you want to add the "Product Inquiry". 20 per page 1 of 1

| ID | Thumbnail | Name | Type | Attribute Set | SKU | Price | Quantity | Salable Quantity | Visibility | Status | Websites | Is Featured | Cost | Action | Enable |
|------|------------------------------------------------------------------------------------|-------------------|----------------------|---------------|------|--------|----------|------------------|-----------------|---------|--------------|-------------|------|-------------------|--------|
| 1738 |  | Nona Fitness Tank | Configurable Product | Top | WT04 | 0.0000 | | | Catalog, Search | Enabled | Main Website | No | | Edit | Yes |
| 1818 |  | Breathe-Easy Tank | Configurable Product | Top | WT05 | 0.0000 | | | Catalog, Search | Enabled | Main Website | Yes | | Edit | Yes |

Find the “Product Inquiry” section as shown in below screenshot, and do the following:

- **Enable:** Select “Yes” to enable for a given product only.
- **Label:** Enter the inquiry button label to be shown on a storefront. Leave label as blank if you just want to hide price without having any inquiry button.
- **Allow Add To Cart:** Select “No” to hide add to cart button for a given product.
- **Disclose Product Price:** Select “No” to hide price for a given product.



Product Inquiry Product Inquiry for an individual product.

Enable Yes

Label Leave label as blank if you just want to hide price without having any inquiry button.

Allow Add To Cart No

Disclose Product Price No

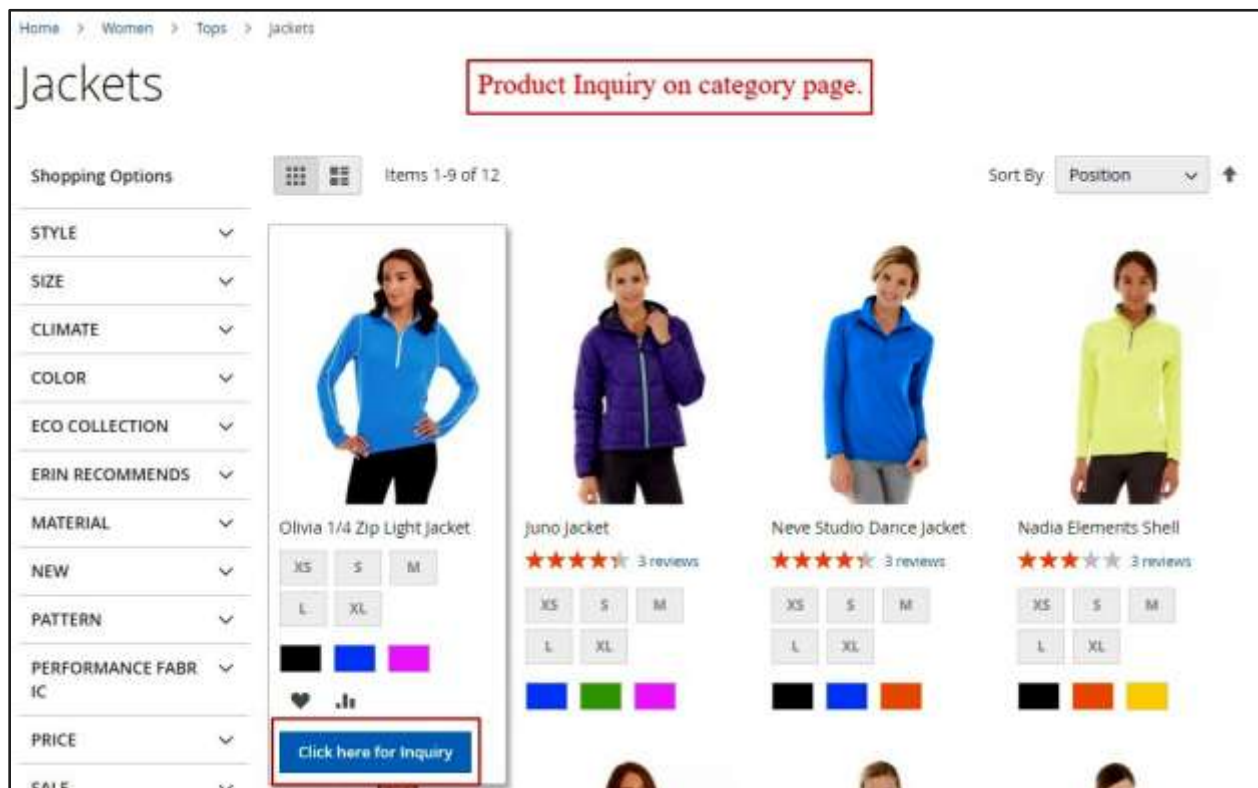
Set options for hiding price, hiding Add to Cart button Or Product Inquiry / Call for price for an individual product.

3. STORE FRONT VIEW

Clear cache from System > Tools > Cache Management if required.

By Default, It will be shown on Category listing page, Product detail page, Search result page, Advance search page, Compare products page and My wish list page.

→ Category Listing Page



→ Product Detail Page

What's New **Women** Men Gear Training Sale

Product Inquiry on detail page.

Home > Breathe-Easy Tank



Breathe-Easy Tank

★★★★☆ 2 Reviews Add Your Review

IN STOCK
SKU#: WT09

Size
XS S M L XL

Color
Pink White Yellow

Call for price

ADD TO WISH LIST ADD TO COMPARE EMAIL


→ Compare Products Page

What's New **Women** Men Gear Training Sale

Compare Products

Product Inquiry on compare products page.


Print This Page



Desiree Fitness Tee


★★★★☆ 3 Reviews

Click here for Inquiry




Olivia 1/4 Zip Light Jacket

Click here for Inquiry




Sprite Yoga Companion Kit

Click here for Inquiry



Set of Sprite Yoga Straps

Click here for Inquiry



Luma Yoga For Life



Click here for Inquiry

| SKU | W905 | W112 | 24-WG080 | 34-WG085_Group | 240-LY09 |
|--------------------|-----------------------------------------------------------------------------------------------------------------------------------------------------------------------------------------------------------------|--------------------------------------------------------------------------------------------------------------------------------------------------------------------------------------------------------------------------------|------------------------------------------------------------------------------------------------------------------------------------------------------------------------------------------------------------------|----------------------------------------------------------------------------------------------------------------------------------------------------------------------------------------------------------|-------------------------------------------------------------------------------------------------------------------------------------------------------------------------------------------|
| Description | When you're too far to turn back, thank yourself for choosing the Desiree Fitness Tee. Its ultra-lightweight, ultra-breathable fabric wicks sweat away from your body and helps keep you cool for the distance. | Running errands or headed to the gym, you just want to be comfortable. The Olivia Light Jacket promises that, plus a laid-back look. This zip-up is designed with shoulder stripes for an athletic touch, and banded waist and | A well-rounded yoga workout takes more than a mat. The Sprite Yoga Companion kit helps stock your studio with the basics you need for a full-range workout. The kit is composed of four best-selling Luma Sprite | Great set of Sprite Yoga Straps for every stretch and hold you need. There are three straps in this set: 6', 8' and 10'. <ul style="list-style-type: none"> 100% soft and durable cotton. | <ul style="list-style-type: none"> Increase strength + flexibility + metabolism Burn calories + feel great. Gain energy + youthfulness + mental wellness |

→ Search Result Page

Search results for: 'radiant'

Product Inquiry on search results page.


Compare Products   1 Item

You have no items to compare.

Related search terms
radiant tee

My Wish List

You have no items in your wish list.

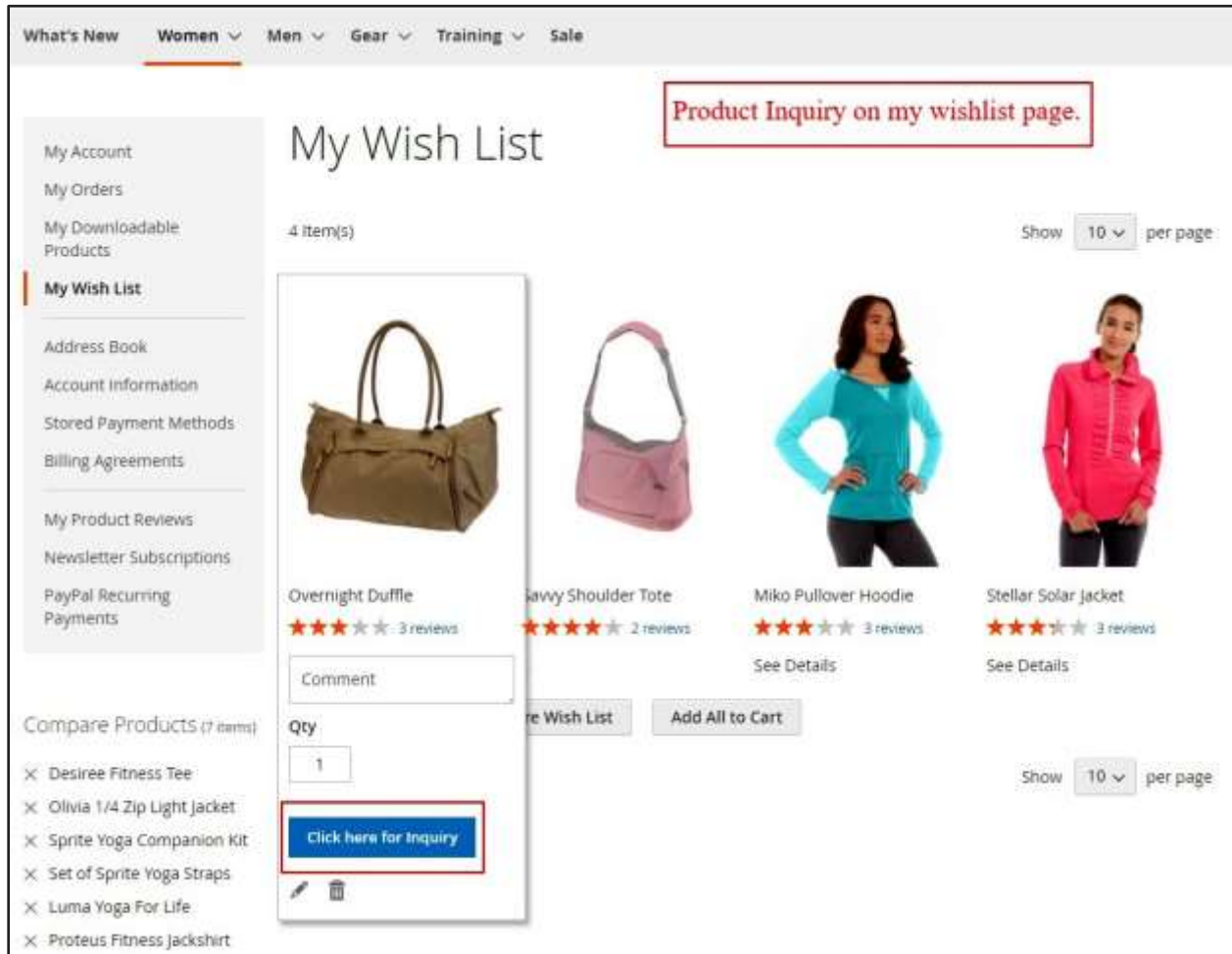


Radiant Tee

★★★★☆ 3 reviews

[Click here for Inquiry](#)

→ My Wish List Page



What's New Women Men Gear Training Sale

My Wish List

4 item(s) Show 10 per page

Product Inquiry on my wishlist page.

- Overnight Duffel**
★★★★☆ - 3 reviews
Comment
Qty: 1
[Click here for Inquiry](#)
- Navy Shoulder Tote**
★★★★☆ - 2 reviews
Add to Wish List Add All to Cart
- Miko Pullover Hoodie**
★★★★☆ - 3 reviews
See Details
- Stellar Solar Jacket**
★★★★☆ - 3 reviews
See Details

Show 10 per page

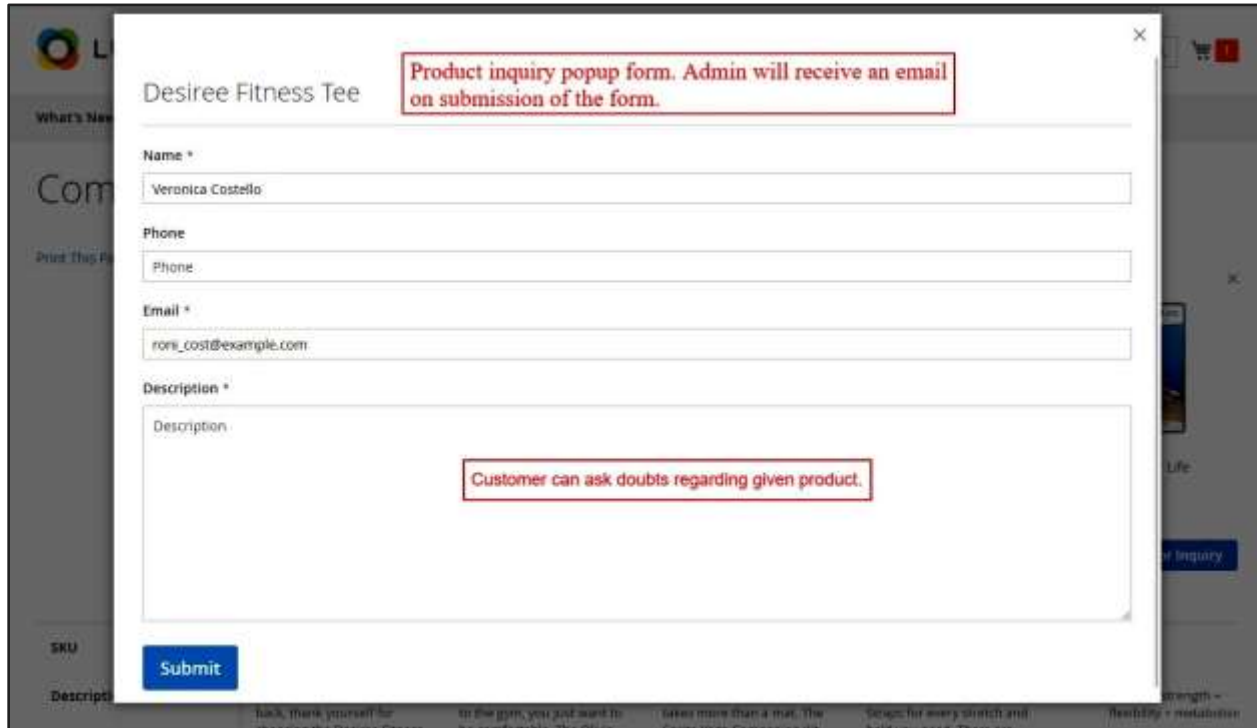
My Account
My Orders
My Downloadable Products
My Wish List
Address Book
Account Information
Stored Payment Methods
Billing Agreements
My Product Reviews
Newsletter Subscriptions
PayPal Recurring Payments

Compare Products (7 items)

- × Desiree Fitness Tee
- × Olivia 1/4 Zip Light Jacket
- × Sprite Yoga Companion Kit
- × Set of Sprite Yoga Straps
- × Luma Yoga For Life
- × Proteus Fitness Jackshirt

4. PRODUCT INQUIRY

On click of an inquiry button, a popup form will be opened to inquiry about given product.



Desiree Fitness Tee

Product inquiry popup form. Admin will receive an email on submission of the form.

Name *

Veronica Costello

Phone

Phone

Email *

roni_cost@example.com

Description *

Description

Customer can ask doubts regarding given product.

Submit

On submission of the form, an email will be sent to admin on email address set on configuration page and an entry will be listed on Admin => “Product inquiry” grid page as well.



Product Inquiries

On this grid, you can manage all your inquiries.

2 records found

20 per page

1 of 1

| Actions | Phone | Email | SKU | Description | Inquiry Date | |
|---------|----------|--------------|-----------------------|-------------|-------------------------------------------------------------------------------------------------------|--------------------------|
| 1 | Veronica | +14325897745 | roni_cost@example.com | Wp12 | Hi...I am interested in your product so can you tell me the availability and the cost of the product? | Sep 12, 2019 12:41:43 PM |
| 3 | Rahul | +14325897745 | rahul@example.com | Wp12 | Hi...I am interested in your product so can you tell me the availability and the cost of the product? | Sep 12, 2019 12:42:51 PM |

You can also delete the inquiries you no longer need.

5. HOW TO SHOW IT ON DEFAULT WIDGET LIKE HOT SELLERS ON HOMEPAGE

In order to have it on Hot Sellers section on homepage, go to [Magento 2 Admin] > Login > Content > Elements > Blocks > Edit Home Page Block

Click on “Show / Hide Editor” button and find the text as shown below.

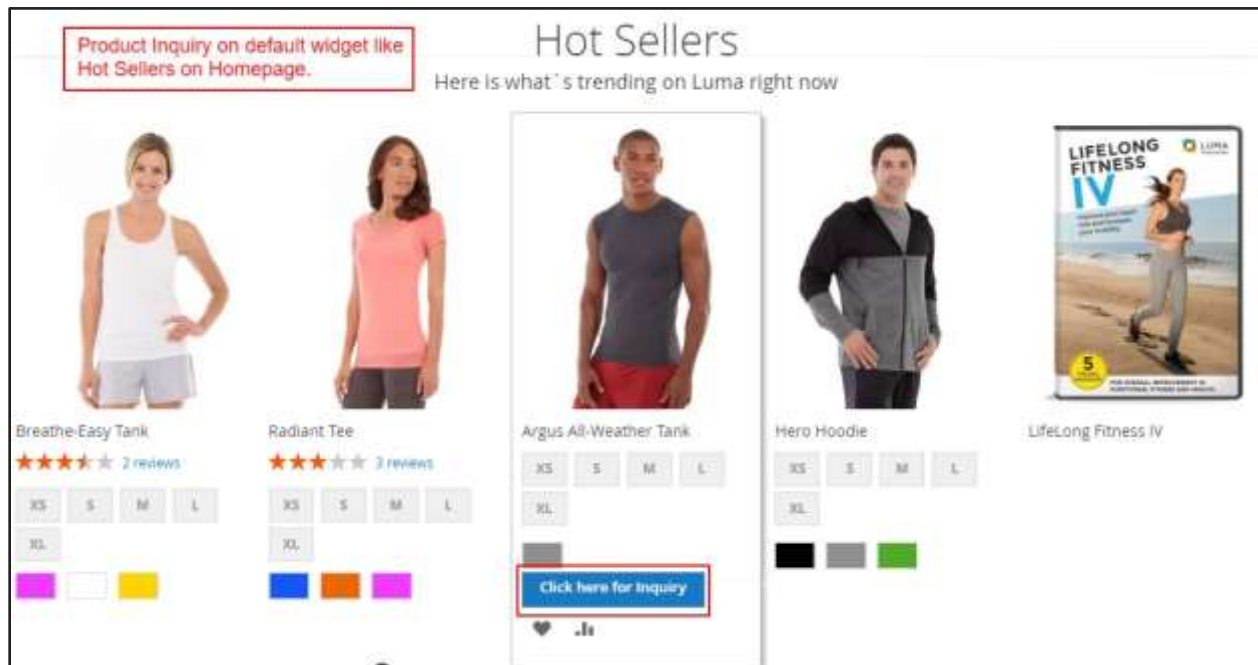
```
<p>{{widget type="Magento\CatalogWidget\Block\Product\ProductsList"
products_per_page="8" products_count="8"
template="product/widget/content/grid.phtml"
conditions_encoded="^[`1`:^[`type`:`Magento||CatalogWidget||Model||Rule||Condition||Combine`,`aggregator`:`all`,`value`:`1`,`new_child`:``^],`1--
1`:^[`type`:`Magento||CatalogWidget||Model||Rule||Condition||Product`,`attribute`:`sku`,`operator`:`()`,`value`:`WS12, WT09, MT07, MH07, 24-MB02, 24-WB04,
241-MB08, 240-LV05`^]`^]`}}</p>
```

Replace the highlighted text/template with below:

```
template="Sparsh_ProductInquiry::product/widget/content/grid.phtml"
```

Save block and clear cache from System > Tools > Cache Management.

Refresh homepage and check Hot Sellers section.



Note: Take a backup of block content once, considering the risk of design got broken in case you are not a technical person.

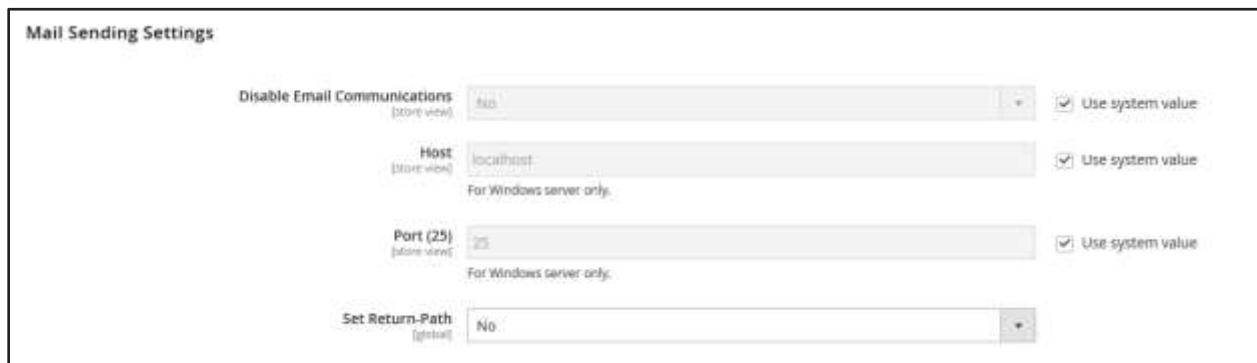
To get an email, below basic settings needs to be done from admin.

6. ENABLE EMAIL CONFIGURATION

Go to Magento 2 Admin > Login > Stores > Configuration > Advanced > System > Mail Sending Settings

You can also install any third party extension for SMTP email.

You can find more details on https://docs.magento.com/m2/ce/user_guide/system/email-communications.html



The screenshot shows the 'Mail Sending Settings' configuration page. It includes the following fields and options:

- Disable Email Communications** (store view): A dropdown menu set to 'No', with a checked 'Use system value' checkbox.
- Host** (store view): A text input field containing 'localhost', with a checked 'Use system value' checkbox. Below the field is the text 'For Windows server only.'
- Port (25)** (store view): A text input field containing '25', with a checked 'Use system value' checkbox. Below the field is the text 'For Windows server only.'
- Set Return-Path** (global): A dropdown menu set to 'No'.

6.1. SET FROM EMAIL ADDRESS

Go to Magento 2 Admin > Login > Stores > Configuration > General > Store Email Addresses > General Contact

By default, general contact name and email is used as from name and from email address.



The screenshot shows the 'General Contact' configuration page. It includes the following fields and options:

- Sender Name** (store view): A text input field containing 'Owner', with a checked 'Use system value' checkbox.
- Sender Email** (store view): A text input field containing 'owner@esamjtk.com', with a checked 'Use system value' checkbox.