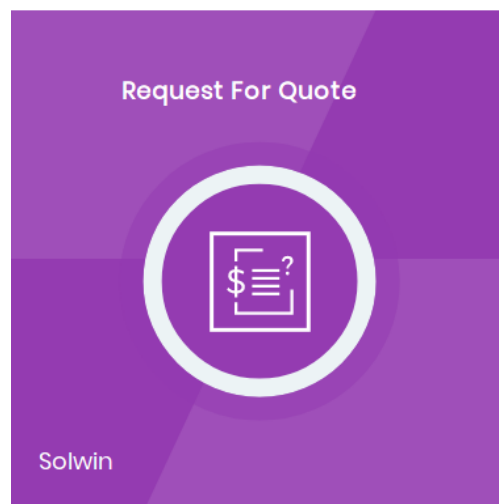


# Request for Quote



## Installation/User Guide

### Installation Process:

**Note:** Please take a backup of your all Magento files and database before installing or updating any extension.

### Extension Installation:

- Download the Request For Quote .ZIP file from the Magento account.
- Log in to the Magento server (or switch to) as a user, who has permission to write to the Magento file system.
- Create folder structure **/app/code/Solwin/Ourquote/** to your site root directory
- Extract the contents of the .ZIP file to the folder you just created
- Navigate to your store root folder in the SSH console of your server:
- Run upgrade command as specified : **php bin/magento setup:upgrade**
- Run deploy command as specified : **php bin/magento setup:static-content:deploy -f**
- Clear the cache either from the admin panel or command line **php bin/magento cache:clean**
- Now, you can see the Solwin menu in the admin panel. Please go to **Solwin -> Request For Quote -> Configuration** and select **Enable** to Yes.
- Change/Set all other options as per your requirements and save settings.

### Overview:

Request for Quote Extension for Magento 2 allows customers/visitors to send a request for quotation.

Customers can view the link 'Request for Quote' on the product detail page to request a quote for a particular product.

For requesting a quotation, customers have to fill up several fields and the customer submits his/her request and the extension authenticates the submission. After this successful authentication, the quote saves in the database, and an e-mail sent to the store owner which will be displayed in the admin control panel. The store owner can set the e-mail subject and body from the admin panel and send an e-mail to the customer.

In the frontend, customers can view a 'Request For Quote' link on the product detail page. If a customer wants to request a quote for a particular product then click on the link which opens a Request for Quote form for the customers to fill up to get a quote from the store owner. The customer can request a quote by clicking the link provided in the top header and footer section.

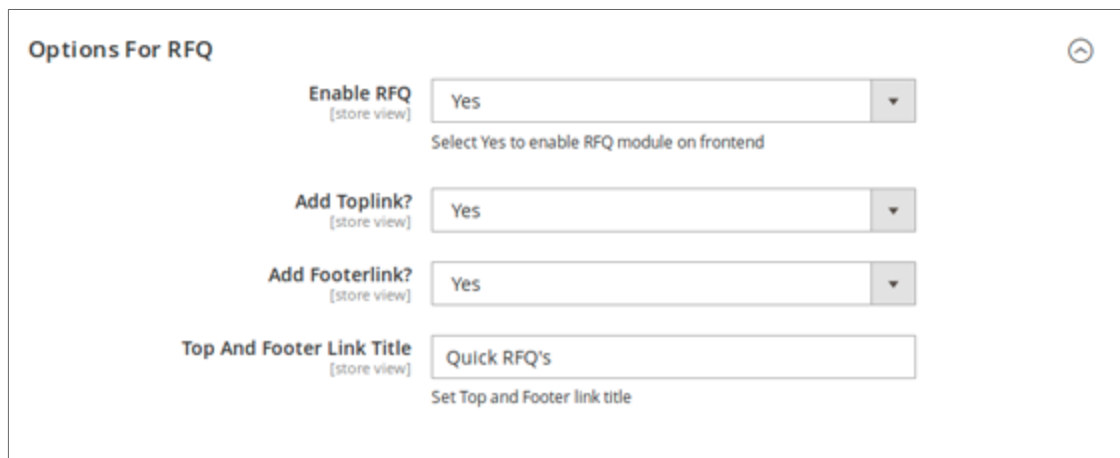
## Key Features

The Extension provides the below features:

- Send quote requests for a particular product.
- Customers can attach files with quotation request.
- This extension is compatible with the bundle and the grouped product.
- Adds Google reCaptcha to quotation form.
- Set mail subject & body to reply to the customer.
- Customers can view the link 'Request for Quote' on the product detail page.
- Display Quote requested date & Quote needed by the client date.
- Customer select Project Budget Status in RFQ form.

## Admin control panel:

In the admin control panel from **Solwin >> Request For Quote >> Configuration** menu, the **Request For Quote Magento 2 extension** allows store owners to enable or disable the module in the store and provide more configuration options for RFQ.



**Options For RFQ**

**Enable RFQ** [store view] Yes  
Select Yes to enable RFQ module on frontend

**Add Toplink?** [store view] Yes

**Add Footerlink?** [store view] Yes

**Top And Footer Link Title** [store view] Quick RFQ's  
Set Top and Footer link title

## Options For RFQ:

- **Enable RFQ:** Yes | No.
- **Add Toplink?:** Yes | No.
- **Add Footerlink?:** Yes | No.
- **Top And Footer Link Title:** Enter text for top and footer link title.

### Email Setup Options For RFQ Receiver ⌵

**Send Emails To**  
[store view]

**Email Sender**  
[store view]  ▼

**Email Template**  
[store view]  ▼

#### Email Setup Options For RFQ Receiver:

- **Send Emails To:** Set the email id of the sender.
- **Email Sender:** Select a custom email sender.
- **Email Template:** Set a custom email template.

### Reply to Customer ⌵

**Subject**  
[store view]   
Enter the subject of email

**Message**  
[store view]   
Enter the body of email

#### Reply to Customer:

- **Subject:** Enter the subject of the email.
- **Message:** Enter the body of the mail.



**How To Configure:**

To view quotation request, go to **Solwin >> Request For Quote >> Manage Quote Requests.**

Quotes 🔍 42 👤 admin

[Add New Quote](#)

Search by keyword

Filters 👁 Default View ⚙ Columns 📄 Export

Actions 2 records found 20 per page 1 of 1

<input type="checkbox"/>	ID	Contact Name	Product Name	Uploaded File Path	Company	Phone	Email	Store	Project Title	Budget Status	Product Quantity	Product Price	Quote needed on	Change Status	Created	Modified	Action
<input type="checkbox"/>	2	Amy Smith	Nasctur ridiculus		Solwin Infotech	1234567890	amysmith@gmail.com	Default Store View	Branded Cameras	Approved	100	480	Apr 17, 2020 10:20:00 AM	New	Apr 15, 2020 4:51:12 AM	Apr 15, 2020 4:51:12 AM	<a href="#">Select</a>
<input type="checkbox"/>	3	Manny Smith	Consectetur adipiscing		Lorem Ipsum	1234567890	manny@gmail.com	Default Store View	Smart Phones	Approved	150	450	Apr 18, 2020 10:37:00 AM	New	Apr 15, 2020 5:08:55 AM	Apr 15, 2020 5:08:55 AM	<a href="#">Select</a>

Click on the **Edit** link to show quotation request,

Amy Smith

🔍 🔔 42 👤 admin ▾

QUOTE INFORMATION

General

Quote Information

Change Status \*

Quote Requested On   
(YYYY-MM-DD H:M:S)

Company

Contact Name \*

Phone

Email Address   
[\(Send Email\)](#)

RFQ Of Product  [\(View Product\)](#)

Customer Name

Store Name

Product Quantity

Product Price

Date Quote Needed By The Client   
(YYYY-MM-DD H:M:S)

Project Title

Budget Status \*

Brief Overview \*

### Quote Information


- **Change Status:** Display quotation status.
- **Quote Requested On:** Display date of requested quote.
- **Company:** Display the name of the company.
- **Contact Name:** Display contact person name.
- **Phone:** Display contact number.
- **Email Address:** Display email address.
- **RFQ Of Product:** Display RFQ of Product.
- **Customer Name:** Display customer name.
- **Store Name:** Display store name.
- **Product Quantity:** Display product quantity.
- **Product Price:** Display product price.
- **Date Quote Needed By The Client:** Display date quote needed by the client.
- **Project Title:** Display project title.
- **Budget Status:** Display budget status.
- **Brief Overview:** Display a brief overview.



**Customer View:**

On the front end, customers can view the 'Request For Quote' link on the product view page.

NASCTUR RIDICULUS



★★★★☆ 3 Reviews [Add Your Review](#)

**\$520.00**

IN STOCK

SKU#: Nasctur ridiculus

was \$550.00

1

Lorem ipsum dolor sit amet, consectetur adipiscing elit, sed do eiusmod tempor incididunt ut labore et dolore magna aliqua. Ut enim ad minim veniam, quis nostrud exercitation ullamco laboris nisi ut aliquip ex ea commodo consequat. Duis aute irure dolor in reprehenderit in voluptate velit esse cillum dolore eu fugiat nulla pariatur. Excepteur sint occaecat cupidatat non proident, sunt in culpa qui officia deserunt mollit anim id est laborum.

Click on the 'REQUEST FOR QUOTE' button to add a Quote for the particular product.

Defa X

### Nasctur ridiculus

Company Name \*

Contact Name \*

Email \*

Contact Number

Project Title

I would like to buy qty?

Price per item

Quote Needed By \*

Brief Overview \*

Project Budget Status

Approved    Approval Pending    Open    No Approval

Upload Document

No file selected.

You can upload files with these file extensions only(jpg , doc , xls , docx , xlsx , pdf)

Customers Click on the 'Request For Quote' Link from top and bottom to send a quotation request to the site owner.

### QUICK RFQ

RFQ Requirements

Company Name

Contact Name \*

Email \*

Contact Number

Project Title

I Would Like To Buy Qty?

Price Per Item

Quote Needed By \*

Brief Overview \*

Project Budget Status

- Approved    Approval Pending    Open    No Approval

Upload Document

No file selected.

You can upload files with these file extensions only(jpg, doc, xls, docx, xlsx, pdf)

If the quotation request is sent by a registered customer then it displays the quotation list of this customer in my account section.

### REQUEST FOR QUOTE INFORMATION

[My Account](#)

[My Orders](#)

[My Downloadable Products](#)

[My Wish List](#)

[Address Book](#)

[Account Information](#)

[Stored Payment Methods](#)

[Billing Agreements](#)

[My Product Reviews](#)

[Newsletter Subscriptions](#)

**[Request For Quote Information](#)**

Project Title	Quote Requested on	Quote Needed on	Product Name	Product SKU	Status	Action
Branded Cameras	4/15/20	4/17/20	Nasctur Ridiculus	Nasctur Ridiculus	New	<a href="#">View</a>

Click on the **View** link to view the full details of a particular quotation request.

REQUEST FOR QUOTE INFORMATION

- My Account
- My Orders
- My Downloadable Products
- My Wish List
- Address Book
- Account Information
- Stored Payment Methods
- Billing Agreements
- My Product Reviews
- Newsletter Subscriptions
- Request For Quote Information

COMPARE PRODUCTS

You have no items to compare.

<b>Project Title:</b>	Branded Cameras
<b>Product Name:</b>	Nasctur Ridiculus
<b>Product SKU:</b>	Nasctur Ridiculus
<b>Contact Name:</b>	Amy Smith
<b>Company:</b>	solwin
<b>Phone:</b>	1234567890
<b>Email:</b>	amysmith@gmail.com
<b>Quote Requested On:</b>	4/15/20
<b>Product Quantity:</b>	100
<b>Product Price:</b>	480
<b>Quote Needed on:</b>	4/17/19
<b>Budget Status:</b>	Approved
<b>Overview:</b>	Lorem Ipsum is simply dummy text of the printing and typesetting industry. Lorem Ipsum has been the industry's standard dummy text ever since the 1500s
<b>Status:</b>	New

BACK

[Request for Quote](#)

[Live Demo](#)

**Documentation:**

[Online Documentation](#)

**Support:**

Do not hesitate to reach us in any case regarding the extension. Our team is ready to help you.

Visit our support portal and create a ticket.

[support.solwininfotech.com](http://support.solwininfotech.com)