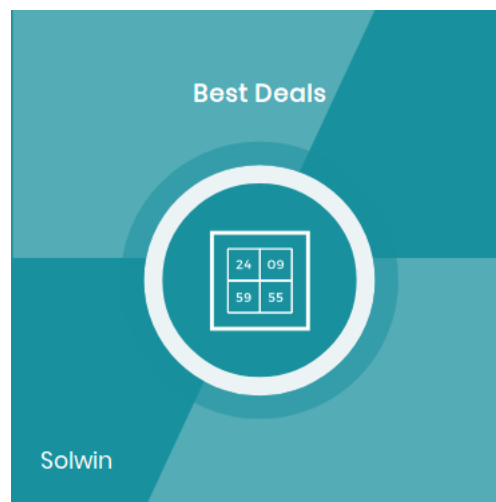


# Best Deals – Special Products with Countdown



## Installation/User Guide

### Installation Process:

**Note:** Please take a backup of your all Magento files and database before installing or updating any extension.

### Extension Installation:

- Download the Best Deals .ZIP file from the Magento account.
- Log in to the Magento server (or switch to) as a user, who has permission to write to the Magento file system.
- Create folder structure **/app/code/Solwin/BestDeals/** to your site root directory
- Extract the contents of the .ZIP file to the folder you just created
- Navigate to your store root folder in the SSH console of your server:
- Run upgrade command as specified : **php bin/magento setup:upgrade**
- Run deploy command as specified : **php bin/magento setup:static-content:deploy -f**
- Clear the cache either from the admin panel or command line **php bin/magento cache:clean**
- Now, you can see the Solwin menu in the admin panel. Please go to **Solwin -> Best Deals -> Configuration** and select **Enable** to Yes.
- Change/Set all other options as per your requirements and save settings.

### Overview:

Best Deals – Special Products with Countdown Magento extension allows the store owner to display special products with eye-catching countdowns. Countdowns display automatically for those products which have set a special price with a start date and end date. When this date is passed away then the countdown is automatically removed from these products. Sometimes if the product is good, customers not always buy it. But if they see some special proposition that is limited in time and quantity, they get more interested in it. Best Deals – Special Products with Countdown Magento extension that helps to attract more people to the store.

### Key Features:

The extension provides below features:

- Easy to install and manage.
- Comes with a user-friendly interface.
- The fully customizable interface of the extension.
- Helps to Increase store sales by Allowing to set countdown timer for the product

discount. Improve store usability and performance.

- Display Deals for any product, for any number of Days, Hours, or Minutes.
- Display on home-page or other CMS pages. Also, display countdowns on the product view page.
- Set the 'Best Deals' link in the top and footer.

### Admin control panel:

In the Best Deals Settings tab, this extension allows store owners to enable or disable the module from the Configuration tab. Go to **Solwin >> Best Deals >> Configuration**.

#### General Settings



**Enable**  
[store view] Yes

**Enable Top Link**  
[store view] Yes

Yes will display "Best Deals" link in toplinks on frontend.

**Enable Footer Link**  
[store view] Yes

Yes will display "Best Deals" link in footerlinks on frontend.

#### Best Deal Products



**Items Per Page**  
[store view] 5

**Best Deal Page Dropdown Limit**  
[store view] 5,10,15

Enter positive number separated by comma

**Title**  
[store view] Best Deals

**Enable Timer**  
[store view] Yes

### General Settings:

- **Enable:** Yes | No.
- **Enable Top Link:** Yes | No.
- **Enable Footer Link:** Yes | No.

### Best Deal Products:

- **Items per page:** Set the best deals product limit for the best deal page.
- **Best Deal Page Dropdown Limit:** Set product list dropdown limit for best deal product list page.
- **Title:** Enter title for the best deal page.
- **Enable Timer:** Yes | No.

### Solwin - Best Deals Product Widget:

1. Click on **Content >> Pages**.
2. Click on the "Add New Page" button and create a new page or open the existing page.
3. Go to the "Content" section and click on the "Insert Widget..." tab.

### Insert Widget ✕

Cancel Insert Widget

**Widget Type \***  ▼  
Solwin - Best Deals Product Widget

**Widget Options**

**Title \***   
Widget Title

**Best Deal Product Limit \***   
Enter a positive digit.

- **Widget Type:** Select widget type “Solwin - Best Deals Product”.
- **Title:** Enter title for widget section.
- **Best Deal Product Limit:** Set Product limit.

### Products Configuration for Best Deal:

Go to **CATALOG >> Product** edit a particular product.

1. Add/Edit product to add Best Deal countdown.
2. Add the actual price in the Price text box.
3. Click on the **Advanced Pricing** link to add price and set the Best Deal countdown on that product.

Lorem ipsum dolor 🔍 🔔 👤 admin ▾

Store View: All Store Views ▾ ? ← Back Add Attribute Save ▾

**Enable Product** [website]  Yes

**Attribute Set**  ▾

**Product Name** \* [store view]

**SKU** \* [global]

**Price** \* [global]   
Advanced Pricing

**Tax Class** [website]  ▾

Advanced Pricing ✕

Done

**Enable Timer?** [global]  Yes

**Special Price** [global]

**Special Price From** [website]

**Cost** [global]

**Customer Group Price**

Website	Customer Group	Quantity *	Price
<span>Add</span>			

**Manufacturer's Suggested Retail Price** [global]













**Display Actual Price** [website]  ▾

4. Set “Yes” on **Enable Timer?** option to set the timer on a product page.
5. Set lower price than the actual price on **Special Price**.
6. Select **Special Price** start and end date duration form **Special Price From and To**.  
Setting up another field as per requirements and save the product and check it on the store.

**Customer View:**

In the front-end, customers can view the Best Deals Products list with countdown.


## Best Deals

			
Lorem ipsum dolor sit	Neque porro quisquam	Consectetur adipiscing	Nasctur ridiculus
<b>111</b> DAYS <b>13</b> HOURS <b>47</b> MIN(S) <b>38</b> SEC(S)	<b>202</b> DAYS <b>13</b> HOURS <b>47</b> MIN(S) <b>13</b> SEC(S)	<b>102</b> DAYS <b>13</b> HOURS <b>46</b> MIN(S) <b>42</b> SEC(S)	<b>108</b> DAYS <b>13</b> HOURS <b>46</b> MIN(S) <b>20</b> SEC(S)
<b>\$65.00</b> was \$550.00	<b>\$500.00</b> was \$550.00	<b>\$520.00</b> was \$550.00	<b>\$520.00</b> was \$550.00
<input type="button" value="ADD TO CART"/>	<input type="button" value="ADD TO CART"/>	<input type="button" value="ADD TO CART"/>	<input type="button" value="ADD TO CART"/>
 	 	 	 

Products Details Page view:



LOREM IPSUM DOLOR SIT



Be the first to review this product

**\$65.00**

IN STOCK

SKU#: Lorem ipsum dolor sit

was \$550.00

1






- 
- 
- 

Lorem ipsum dolor sit amet, consectetur adipiscing elit, sed do eiusmod tempor incididunt ut labore et dolore magna aliqua. Ut enim ad minim veniam, quis nostrud exercitation ullamco laboris nisi ut aliquip ex ea commodo consequat. Duis aute irure dolor in reprehenderit in voluptate velit esse cillum dolore eu fugiat nulla pariatur. Excepteur sint occaecat cupidatat non proident, sunt in culpa qui officia deserunt mollit anim id est laborum.

**111** DAYS **13** HOURS **30** MIN(S) **11** SEC(S)

Widget section view

Best Deal Widget

 <p>Consectetur adipiscing</p> <p><b>102</b> DAYS <b>13</b> HOURS <b>20</b> MIN(S) <b>45</b> SEC(S)</p> <p><b>\$520.00</b> was \$550.00</p> <p><input type="button" value="ADD TO CART"/></p> <p><input type="button" value="WISH LIST"/> <input type="button" value="COMPARE"/></p>	 <p>Neque porro quisquam</p> <p><b>202</b> DAYS <b>13</b> HOURS <b>21</b> MIN(S) <b>47</b> SEC(S)</p> <p><b>\$500.00</b> was \$550.00</p> <p><input type="button" value="ADD TO CART"/></p> <p><input type="button" value="WISH LIST"/> <input type="button" value="COMPARE"/></p>	 <p>Habitasse Plat</p> <p><b>108</b> DAYS <b>13</b> HOURS <b>21</b> MIN(S) <b>14</b> SEC(S)</p> <p><b>\$500.00</b> was \$550.00</p> <p><input type="button" value="ADD TO CART"/></p> <p><input type="button" value="WISH LIST"/> <input type="button" value="COMPARE"/></p>	 <p>Lorem ipsum dolor sit</p> <p><b>111</b> DAYS <b>13</b> HOURS <b>22</b> MIN(S) <b>50</b> SEC(S)</p> <p><b>\$65.00</b> was \$550.00</p> <p><input type="button" value="ADD TO CART"/></p> <p><input type="button" value="WISH LIST"/> <input type="button" value="COMPARE"/></p>	 <p>Zeds Qo eiusmod</p> <p><b>98</b> DAYS <b>13</b> HOURS <b>20</b> MIN(S) <b>24</b> SEC(S)</p> <p><b>\$425.00</b> was \$500.00</p> <p><input type="button" value="ADD TO CART"/></p> <p><input type="button" value="WISH LIST"/> <input type="button" value="COMPARE"/></p>
---	---	---	--	---



**Documentation:**

[Online Documentation](#)

**Support:**

Do not hesitate to reach us in any case regarding this extension. Our team is ready to help you.

Visit our support portal and create a ticket.

[support.solwininfotech.com](http://support.solwininfotech.com)