

# Age Verification Pop-Up



## User Guide

### [Age Verification Pop-Up Magento® 2 Extension](#)

**User Guide: Age Verification Pop-Up Magento® 2**

Support: <http://store.setubridge.com/contacts/>

## Table of contents:

1. <a href="#">Introduction</a> .....	3
2. <a href="#">Extension Configuration</a> .....	5
3. <a href="#">Age Verification Pop-Up In Front End</a> .....	11

## **User Guide: Age Verification Pop-Up Magento® 2**

Support: <http://store.setubridge.com/contacts/>

## 1. Introduction

A resourceful extension that authorizes verifies age for the users to get to age restrictive sites.

If any site is offering specific products which are appropriate just for specific age groups, age verification pop-up extension grants access to the website only after verifying the user's age. The modules also provide customize to even selected pages on which Pop-up should appear instead over whole website.

This can be configured with lesser technical terms. Moreover, the pop-up configuration allows managing the pop-up design and content thus enhancing its effectiveness.

**User Guide: Age Verification Pop-Up Magento® 2**

Support: <http://store.setubridge.com/contacts/>

## 2. Features

- Entire website or only specific web pages have age restriction enforced
- Supports mobile users due to responsive nature of the pop-up
- Easily customization of the pop-up color and content
- No unnecessary repeated age verification prompts once verified
- Provision for pop-up templates with different styling and purpose

**User Guide: Age Verification Pop-Up Magento® 2**

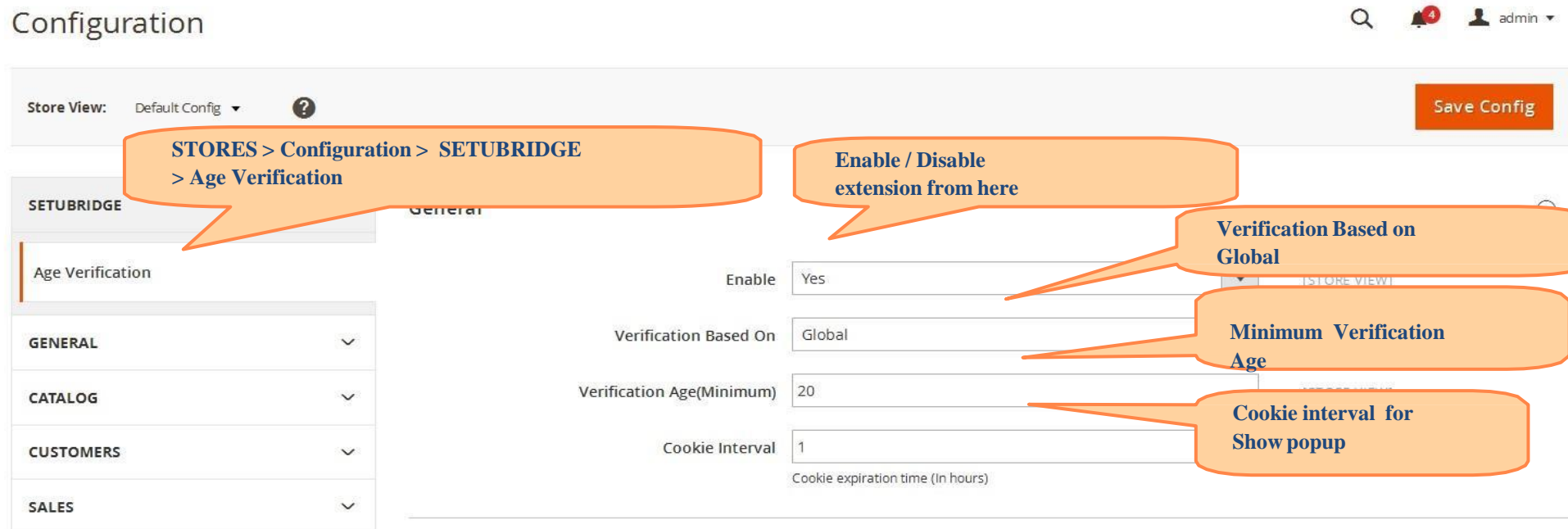
Support: <http://store.setubridge.com/contacts/>

### 3. Extension Configuration

Age Verification Pop-Up Set up:

1. Install the Age Verification Pop-Up extension from the market place.
2. To use the extension, go to **STORE > Configuration > SETUBRIDGE > Age Verification Tab.**

Age Verification Pop-Up Configuration:



Configuration

Store View: Default Config

Save Config

STORES > Configuration > SETUBRIDGE > Age Verification

Enable / Disable extension from here

Verification Based on Global

Minimum Verification Age

Cookie interval for Show popup

Age Verification

Enable: Yes

Verification Based On: Global

Verification Age (Minimum): 20

Cookie Interval: 1

Cookie expiration time (In hours)

## User Guide: Age Verification Pop-Up Magento® 2

Support: <http://store.setubridge.com/contacts/>

Verification Based on specific pages

**Enable**  
[store view]

**Verification Based On**  
[store view]

**Verification Pages**  
[store view]

Verification specific pages

- Home Page
- Catagory Page
- Product Page
- CMS Pages
- Contact Page

**Verification Age(Minimum)**  
[store view]

**Cookie Interval**  
[store view]

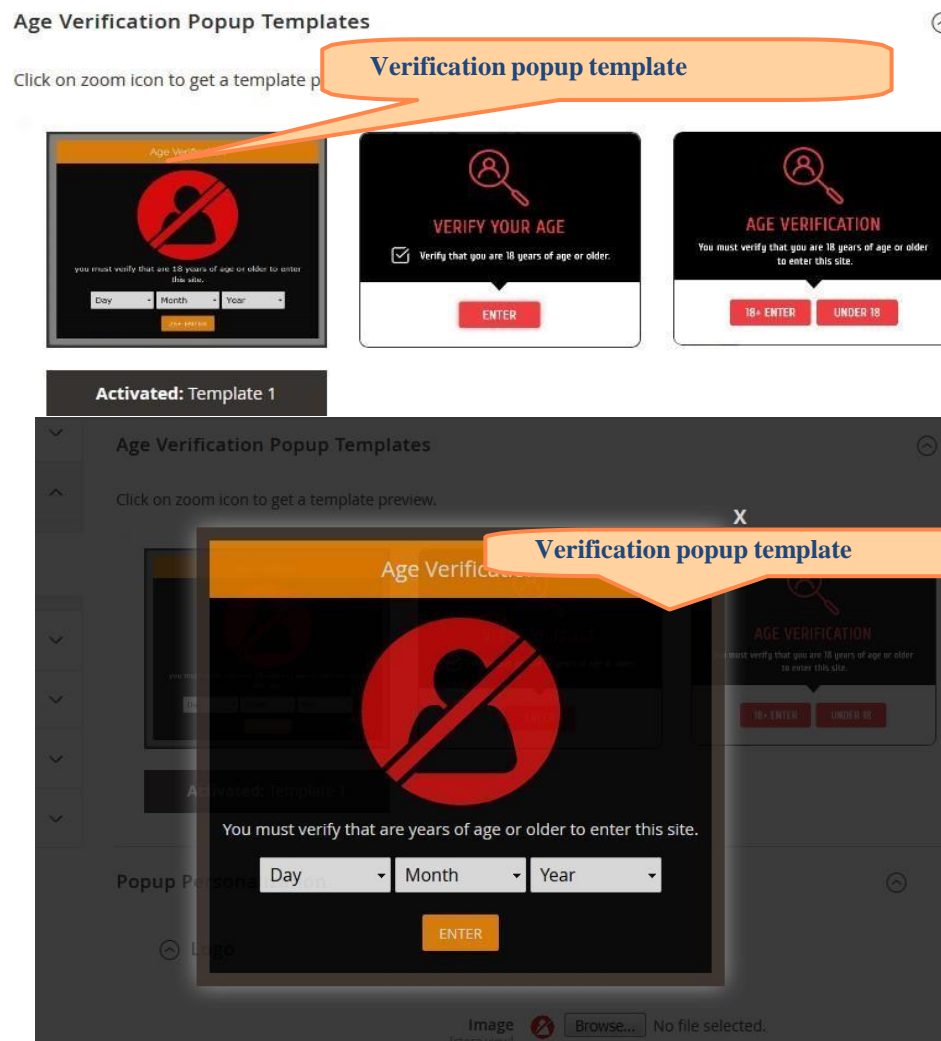
Cookie expiration time (In hours)

## User Guide: Age Verification Pop-Up Magento® 2

Support: <http://store.setubridge.com/contacts/>

## 4. Template Selection:

In these extension 3 templates available with different purpose and style. You can select one of those as per your designing.



## User Guide: Age Verification Pop-Up Magento® 2

Support: <http://store.setubridge.com/contacts/>

## 5. Content customization:

This enables you to select the image to be used for pop-up along with the date format to be used. Here, also have an option for button customization where you can enter the label and respective URL for the button.

**Popup Personalization**

**Logo**

**Select logo image**

Image  No file selected.  
 Delete Image

**Manage title and text**

**Popup Title** Age Verification

**Popup Content Text** You must verify that are years of age or older to enter this site.

**Checkbox Verify Text** Verify that you are 18 years of age or older.

**Date Of Birth Fields**

**Manage Date field pattern**

**Select Patterns** Day, Month and Year

**Buttons**

**Manage button labels**

**Popup Leave Button Label** Leave

**Popup Leave Button Url**

**Popup Enter Button Label** Enter

## User Guide: Age Verification Pop-Up Magento® 2

Support: <http://store.setubridge.com/contacts/>



## 6. Design customization:

Complete control over the pop-up design in terms of the background and text color etc.

⊖ Appearance

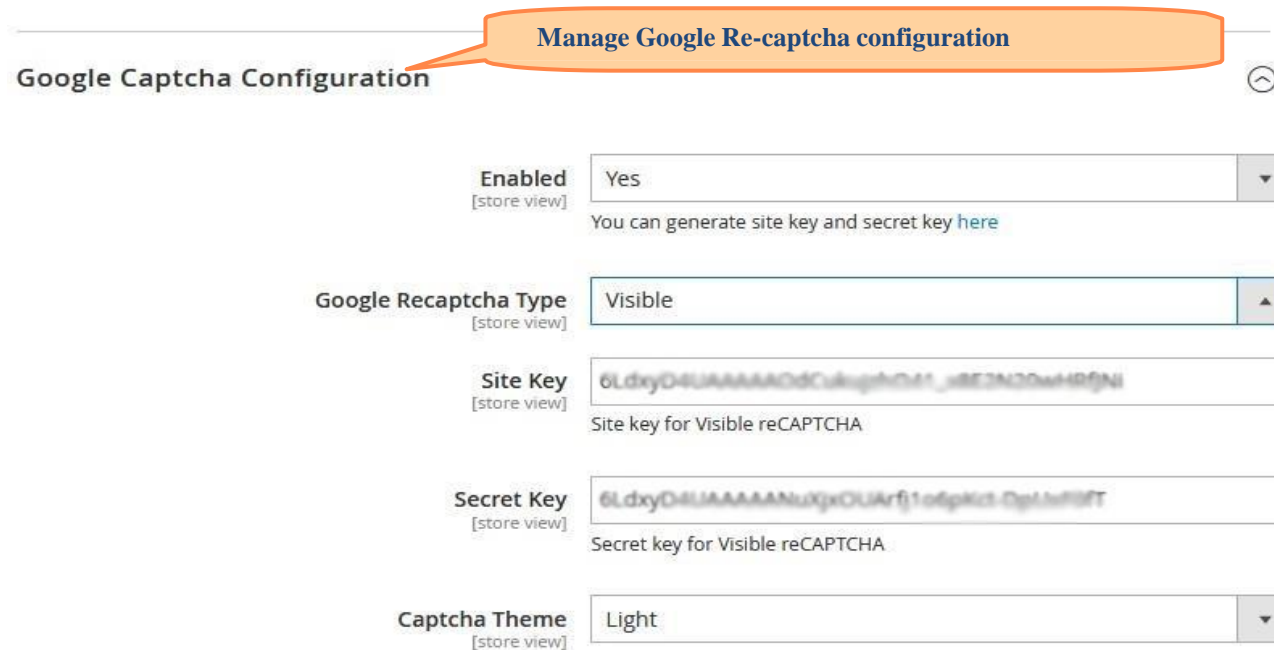
Popup Border Color <small>[store view]</small>	<input type="text"/>	Pop up Border color
Popup Background Color <small>[store view]</small>	<input type="text"/>	Pop up Background color
Popup Content Text Color <small>[store view]</small>	<input type="text"/>	Pop up Content text color
Popup Title background Color <small>[store view]</small>	<input type="text"/>	Pop up Title background color
Popup Title Text Color <small>[store view]</small>	<input type="text"/>	Pop up Title text color
Popup Button Background Color <small>[store view]</small>	<input type="text"/>	Pop up Button Background color
Popup Button Text Color <small>[store view]</small>	<input type="text"/>	Pop up Button Text color
Loader Color <small>[store view]</small>	<input type="text"/>	Loader color
Popup Animation <small>[store view]</small>	Zoom-Out <small>How popup will appear?Default Zoomout</small>	Pop up Animation

## User Guide: Age Verification Pop-Up Magento® 2

Support: <http://store.setubridge.com/contacts/>

## 7. Google Captcha Configuration:

Enable/disable Google recaptcha. Admin can also add site key & secret key.



**Manage Google Re-captcha configuration**

**Google Captcha Configuration**

**Enabled** [store view] Yes  
You can generate site key and secret key [here](#)

**Google Recaptcha Type** [store view] Visible

**Site Key** [store view] 6LdxyD4UAAAAA0dCukgphOM1\_uBE3N3DwHR9Ni  
Site key for Visible reCAPTCHA

**Secret Key** [store view] 6LdxyD4UAAAAANuQxOUArfj1o6pkic-Dgt1w9FT  
Secret key for Visible reCAPTCHA

**Captcha Theme** [store view] Light

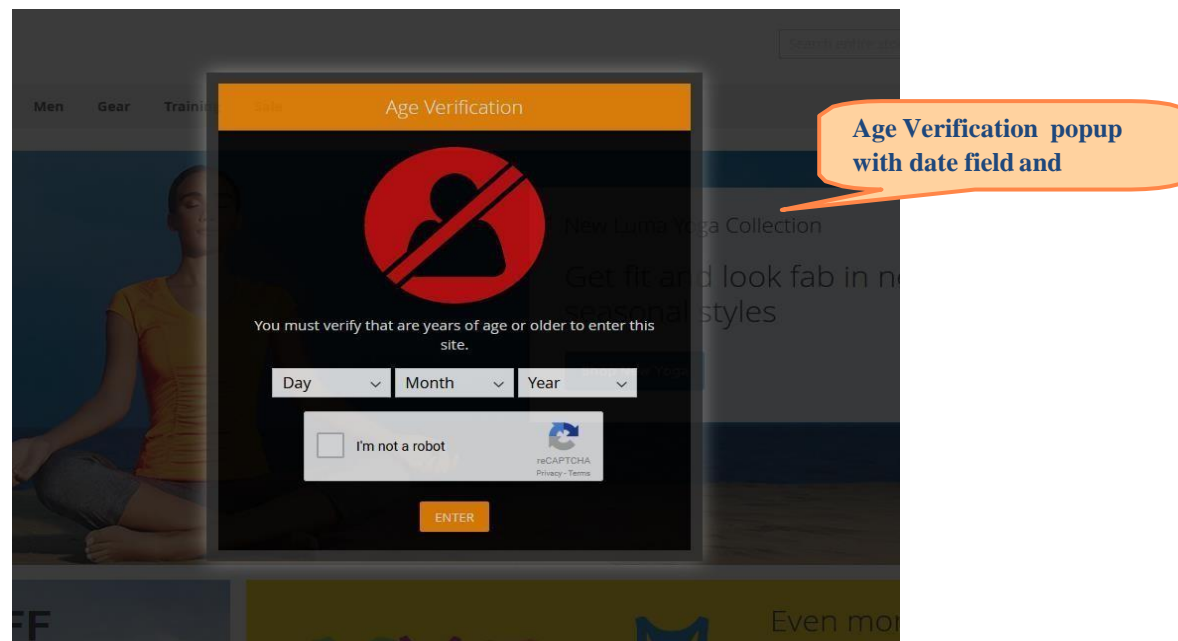
**User Guide: Age Verification Pop-Up Magento® 2**

Support: <http://store.setubridge.com/contacts/>

## 8. Age Verification Pop-Up Extension - Front End

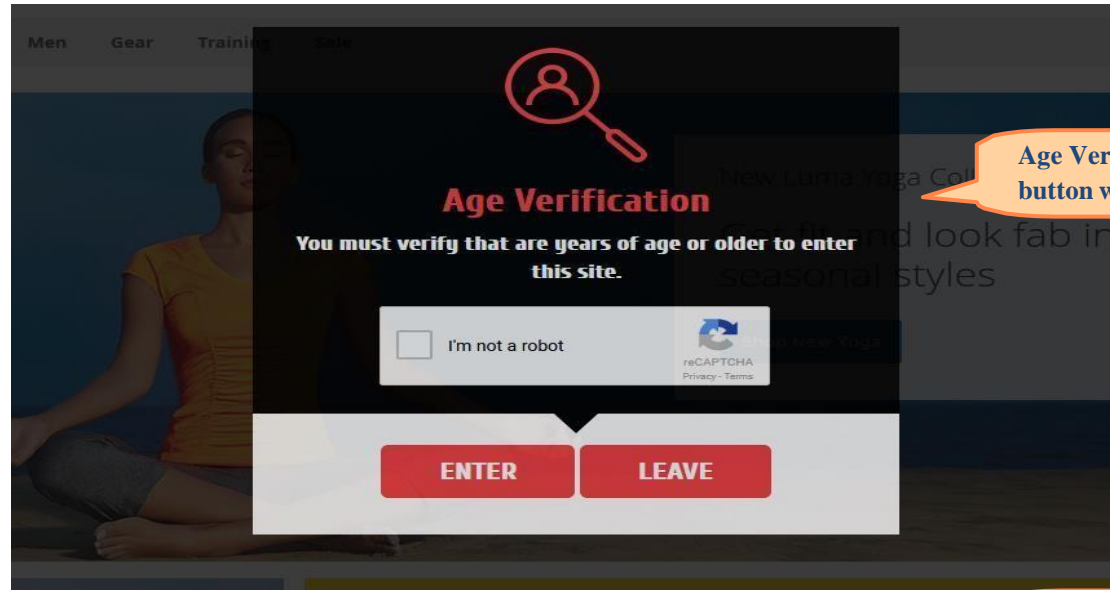
### How to use the pop-up

At the point when the Age Verification pop-up shows, the users will check their age by entering birth day, month and year. There are two buttons one to enter and another is to exit from website on the pop-up. Enter button for users whose age is checked and ready to visit website, on opposite side if the client is underage they need to leave site.

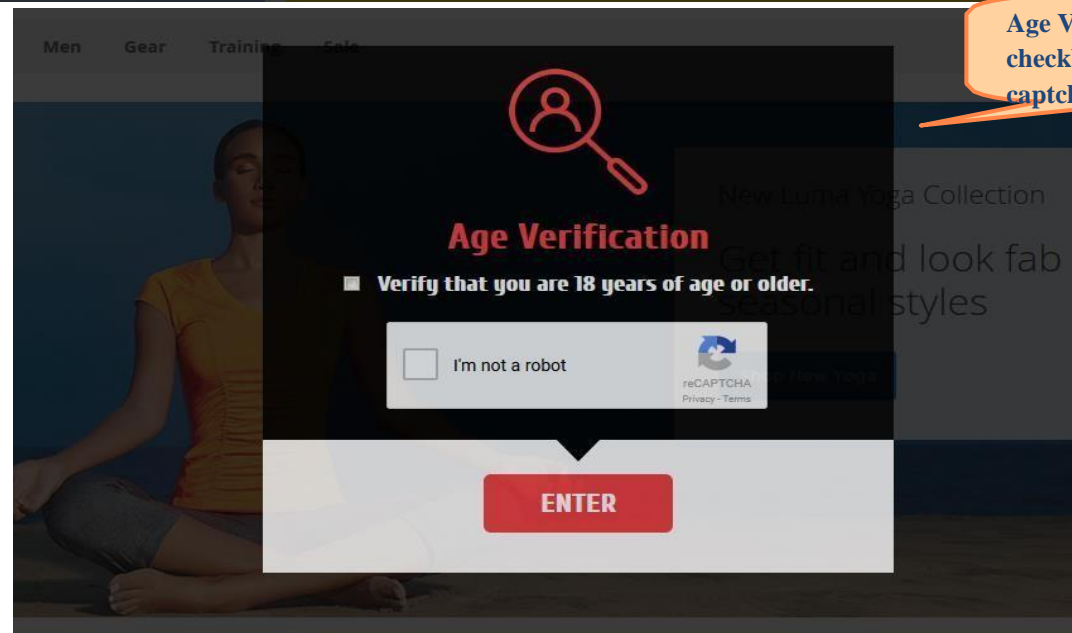


## User Guide: Age Verification Pop-Up Magento® 2

Support: <http://store.setubridge.com/contacts/>



Age Verification popup leave button with



Age Verification popup with checkbox and Google Re-captcha

## User Guide: Age Verification Pop-Up Magento® 2

Support: <http://store.setubridge.com/contacts/>

# Thank you!

If You Have Any Questions or Feature Suggestions,

Please Send An Email To:

[support@setubridge.com](mailto:support@setubridge.com)

Your feedback is absolutely welcome!

