



# EXACT PAYMENT GATEWAY USER GUIDE

## Table of Contents

1. INTRODUCTION .....	1
2. HOW TO USE AND CONFIGURE.....	2
2.1 License Key Settings .....	2
2.2 E-xact Payment Method Management.....	3
3. FRONT END .....	5

## 1. INTRODUCTION

- Magento E-xact payment gateway extension specializes for capturing payment from credit and debit card to your E-xact account.
- Rootways E-xact Extension is very easy to install and configure. Just enable payment method, add your E-xact information and you can use E-xact Payment Method for your website.
- **No technical knowledge required!**

### Features Listing:

- Choose payment action as Authorize Only or Authorize and Capture.
- Refund payment from Magento 2 website.
- Secure payment method.
- Set minimum and maximum order total for allow payment method.
- **Easy** to install and configure.
- **User Friendly** Interface.
- **Reliable and Prompt Support** by Rootways

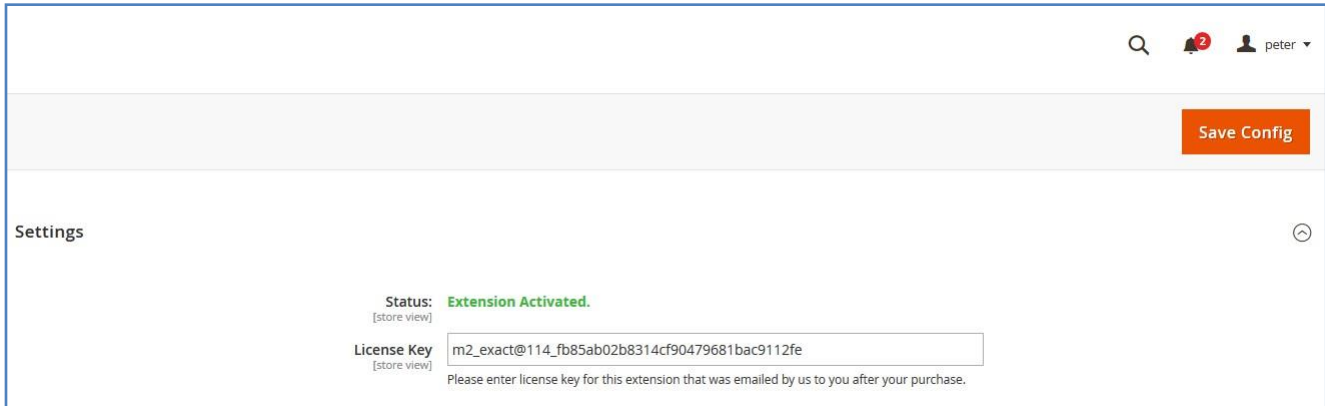
## 2. HOW TO USE AND CONFIGURE

This section will guide you to configure Rootways E-xact Payment Gateway Extension. It's very easy and fast!

### 2.1 License Key Settings:

Log in to **Admin Panel** and then click **STORES → Configuration → ROOTWAYS EXTENSIONS → E-xact Payment → Settings**.

Below is the screen shot of E-xact Payment Gateway license key settings. Please enter license key for this extension that was emailed by us to you after your purchase.



## 2.2 E-xact Payment Method Management:

Go to **STORES** → **Configuration** → **SALES** → **Payment Methods** → **E-xact Payment Method - By Rootways Inc.**

You can see below screen. Fill up all required detail and save it.

**E-xact Payment Method - By Rootways Inc.**

[Click here to login](#) to your existing E-xact account. Or sign up and accept payments on your website.  
Powered by [Rootways Inc.](#)

**Enable** [website] Yes

**Title** [store view] E-xact Payment By Rootways

**Payment Mode** [store view] Test Mode

**Exact ID - Test Account** [store view] ●●●●●●  
Please get this formation from E-xact.

**Password - Test Account** [store view] ●●●●●●  
Please get this formation from Exact.

**Exact ID - Live Account** [store view]  
Please get this formation from E-xact.

**Password - Live Account** [store view]  
Please get this formation from Exact.

**General Settings**

**Credit Card Types** [store view]

American Express

Visa

MasterCard

Discover

JCB

Other

Select credit card type which allows for capturing payment at the checkout page..

**Payment Action** [store view] Authorize and Capture   
**Authorize:** Payment authorizes only at the time of order generating and payment is captured while generating an invoice from admin order.  
**Authorize and Capture:** Payment will be authorized as well captured at the time when the order is generated.

**New Order Status** [store view] Processing

**Payment from Applicable Countries** [store view] All Allowed Countries

**Payment from Specific Countries** [store view]

Afghanistan

Åland Islands

Albania

Algeria

American Samoa

Andorra

Angola

Anguilla

Antarctica

Antigua and Barbuda

**Minimum Order Total** [store view]

**Maximum Order Total** [store view]

**Sort Order** [store view]

- **Enable:** You can enable/disable this payment method using this option.
- **Title:** Title of the payment method to be visible at front side.
- **Payment Mode:** Choose whether its test or live mode of payment method.

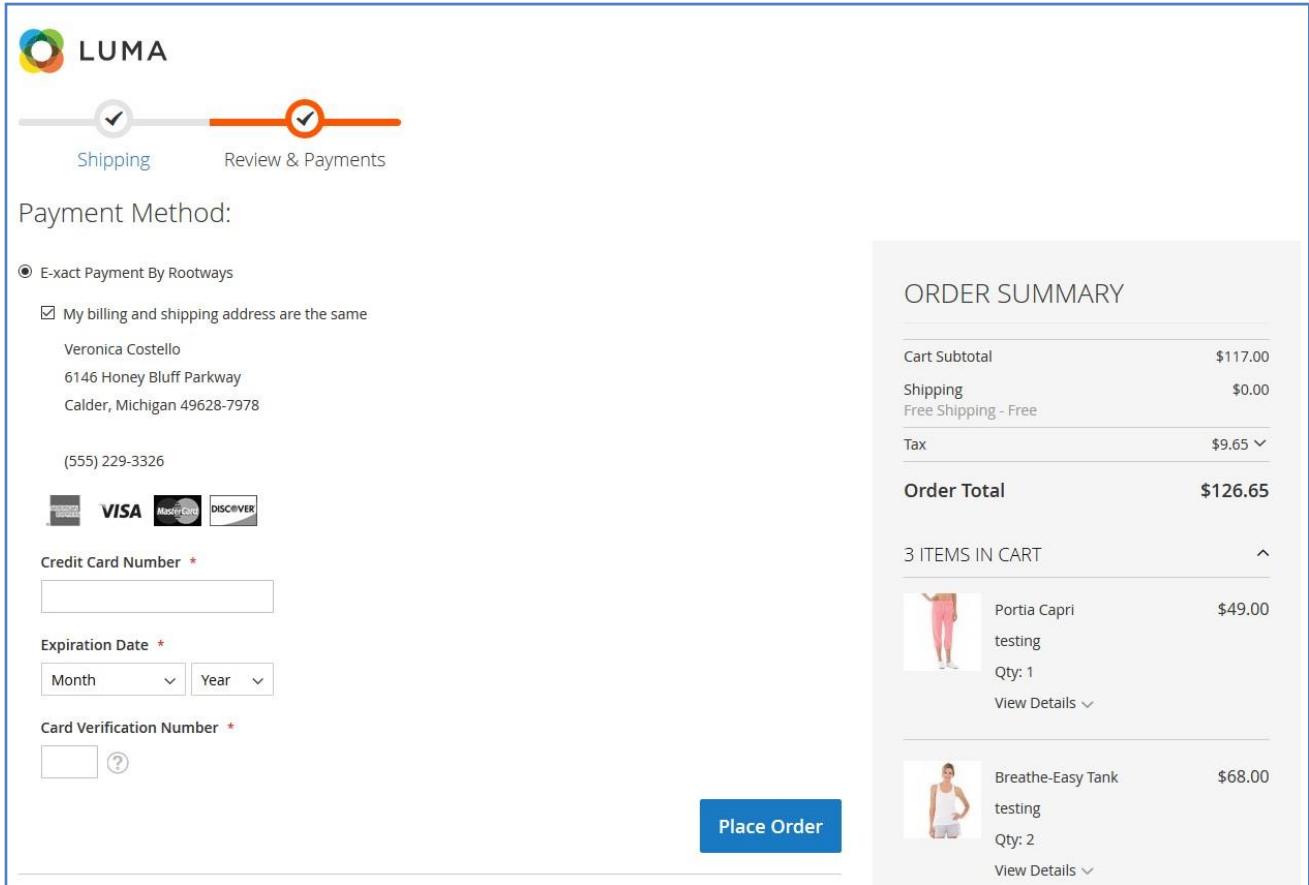
- Exact ID - Test Account: Add exact ID of E-xact test account.
- Password - Test Account: Add passcode of E-xact test account.
- Exact ID - Live Account: Add merchant ID of E-xact live account.
- Password - Live Account: Add passcode of E-xact live account.

### **General Settings:**

- Credit Card Types: Choose type of credit cards that you want to display at front-end.
- Payment Action: Choose whether it's Authorized Only or Authorized and Capture.
- New order status: Choose whether new order status is pending or processing.
- Payment from Applicable Countries: Choose whether you want to allow payment method for all or specific countries only.
- Payment from Specific Countries: Select countries in which you want to allow this payment method.
- Minimum Order Total: Add minimum order amount applicable for this payment method.
- Maximum Order Total: Add maximum order amount applicable for this payment method.
- Sort Order: Sort order of this payment method at checkout page.

### **FRONT END:**

After setting up E-xact Payment Method you can see it on the checkout page, as in the screenshot below. Now you can capture ample amount of orders using E-xact.



**LUMA**

Shipping Review & Payments


Payment Method:

E-xact Payment By Rootways

My billing and shipping address are the same

Veronica Costello  
6146 Honey Bluff Parkway  
Calder, Michigan 49628-7978

(555) 229-3326




Credit Card Number \*

Expiration Date \*

Month  Year

Card Verification Number \*





**Place Order**

**ORDER SUMMARY**

Cart Subtotal	\$117.00
Shipping Free Shipping - Free	\$0.00
Tax	\$9.65 <input type="text"/>
<b>Order Total</b>	<b>\$126.65</b>

3 ITEMS IN CART

	Portia Capri testing Qty: 1 <a href="#">View Details</a>	\$49.00
	Breathe-Easy Tank testing Qty: 2 <a href="#">View Details</a>	\$68.00

That's how easy it is to use E-xact Payment Gateway extension by Rootways. Please contact us for any queries regarding Magento and custom web-development of E-commerce websites.

Our Website: <https://rootways.com/>

Email: [help@rootways.com](mailto:help@rootways.com)

Phone: [1-855-766-8929](tel:1-855-766-8929)

----- THANK YOU -----