

# Featured Products

## Overview

Featured Products extension for Magento 2 displays products which are important to highlight on the home page, product page and category Page. So, customers can view and easily buy them if they want.

It helps you to increase your sales by showing the customers your featured products on the home page. You can easily set the featured products manually as per your need, and our extension provides many options for settings in the admin panel. There's an option to enable or disable any product to be a featured product.

To decrease the page load time of the website, we have used AJAX Lazy Load on the slider of the featured products which fetches only those images and thumbnails from the database that fits the screen size of the webpage. We can exclude or include out of stock products.

## Features

- Show featured products in your store
- Number of featured products in the slider can be increased or decreased in the extension configuration
- Apply AJAX Lazy Load on slider where all the products are displayed
- Visible on Home, Product and Category Page
- Exclude or include out of stock products from the slider

## Installation

1. Run following command:

```
composer require rltsquare/featured-products
```

2. Wait while composer is updated.

3. Enter following commands to enable the module:

```
php bin/magento module:enable RLTSquare_FeaturedProducts
```

```
php bin/magento setup:upgrade
```

```
php bin/magento cache:clean
```

```
php bin/magento cache:flush
```

4. If Magento® is running in production mode, deploy static content and then clear the cache:

```
php bin/magento setup:static-content:deploy
```

This extension for Magento® works on Magento 2.2 and 2.3 versions. Tested on versions 2.2.5 and above.

For details, read our blog:

<https://www.rltsquare.com/blog/featured-products-magento-2-extension>







## After Installation:

Follow these steps for proper working of this extension.






- 1. Navigate to Catalog> Products**
- 2. Select any Product (which you want to be a featured product)**
- 3. Navigate to the Product Edit Page**
- 4. Enable the Toggle button which states “ Featured Products”.**

Here are the print screens:

## Featured Products

					
<a href="#">Add to Cart</a>	<a href="#">Add to Cart</a>	<a href="#">Add to Cart</a>	<a href="#">Add to Cart</a>	<a href="#">Add to Cart</a>	<a href="#">Add to Cart</a>
<b>\$45.00</b>	<b>\$34.00</b>	<b>\$32.00</b>	<b>\$32.00</b>	<b>\$38.00</b>	<b>\$59.00</b>
♥ Push It Messenger Bag ★★★★★ 3 reviews	♥ Joust Duffle Bag ★★★★★ 2 reviews	♥ Comete Track Tote ★★★★★ 2 reviews	♥ Strive Shoulder Pack ★★★★★ 2 reviews	♥ Crown Summit Backpack ★★★★★ 3 reviews	♥ Fusion Backpack ★★★★★ 3 reviews

## Featured Products

				
<a href="#">Add to Cart</a>	Out of stock	<a href="#">Add to Cart</a>	<a href="#">Add to Cart</a>	<a href="#">Add to Cart</a>
<b>\$34.00</b>	<b>\$45.00</b>	From <b>\$61.00</b> To <b>\$77.00</b>	As low as <b>\$31.20</b>	Starting at <b>\$14.00</b>
♥ Joust Duffle Bag ★★★★★ 2 reviews	♥ Push It Messenger Bag ★★★★★ 3 reviews	♥ Sprite Yoga Companion Kit	♥ Karmen Yoga Pant ★★★★★ 2 reviews	♥ Set of Sprite Yoga Straps

▲ One or more integrations have been reset because of a change to their xml configs. System Messages: 1

### Configuration

Store View: Default Config [Save Config](#)

<ul style="list-style-type: none"> <li>Dashboard</li> <li>Sales</li> <li>Catalog</li> <li>Customers</li> <li>Marketing</li> <li>Content</li> <li>Reports</li> <li>Stores</li> <li>System</li> <li>Find Partners &amp; Extensions</li> </ul>	<div style="border-bottom: 1px solid #ccc; padding-bottom: 5px;"> <b>GENERAL</b> </div> <div style="border-bottom: 1px solid #ccc; padding-bottom: 5px;"> <b>CATALOG</b> </div> <div style="border-bottom: 1px solid #ccc; padding-bottom: 5px;"> <b>CUSTOMERS</b> </div> <div style="border-bottom: 1px solid #ccc; padding-bottom: 5px;"> <b>SALES</b> </div> <div style="border-bottom: 1px solid #ccc; padding-bottom: 5px;"> <b>MAGEPAL</b> </div> <div style="border-bottom: 1px solid #ccc; padding-bottom: 5px;"> <b>FEATURED PRODUCTS</b> </div> <div style="border-bottom: 1px solid #ccc; padding-bottom: 5px;"> <b>Settings</b> </div> <div style="border-bottom: 1px solid #ccc; padding-bottom: 5px;"> <b>DOTMAILER</b> </div> <div style="border-bottom: 1px solid #ccc; padding-bottom: 5px;"> <b>SERVICES</b> </div> <div style="border-bottom: 1px solid #ccc; padding-bottom: 5px;"> <b>ADVANCED</b> </div>	<h4>Featured Products</h4> <p>Enable <small>(store view)</small> <input type="text" value="Yes"/></p> <p>Exclude Out of Stock <small>(store view)</small> <input type="text" value="No"/></p> <p>Products Display <small>(store view)</small> <input type="text" value="10"/></p> <p>Visibility <small>(store view)</small></p> <ul style="list-style-type: none"> <li>Product Page</li> <li>Category Page</li> <li>Home Page</li> </ul>
---------------------------------------------------------------------------------------------------------------------------------------------------------------------------------------------------------------------------------------------	--------------------------------------------------------------------------------------------------------------------------------------------------------------------------------------------------------------------------------------------------------------------------------------------------------------------------------------------------------------------------------------------------------------------------------------------------------------------------------------------------------------------------------------------------------------------------------------------------------------------------------------------------------------------------------------------------------------------------------------------------------------------------------------------------------------------------------------------------------------------------------------------------------------------------------	------------------------------------------------------------------------------------------------------------------------------------------------------------------------------------------------------------------------------------------------------------------------------------------------------------------------------------------------------------------------------------------------------------------------------------------

Copyright © 2019 Magento Commerce Inc. All rights reserved.

Magento ver. 2.2.5 [Report an Issue](#)

# Voyage Yoga Bag

Enable Product  Yes

Attribute Set: Bag

**Featured Products**  Yes

Product Name: Voyage Yoga Bag

SKU: 24-WB01

Price: \$ 32.00

[Advanced Pricing](#)

Tax Class: Taxable Goods

Length: in

Width: in

Height: in

## Support

RLTSquare team assures to provide you all the support you require with fast responses for this extension. Moreover, we will also customize this extension for you to suit your specific needs. For support, contact us at <[support@rltsquare.com](mailto:support@rltsquare.com)>