



COMING SOON PRODUCTS

BY

RED CHAMPS

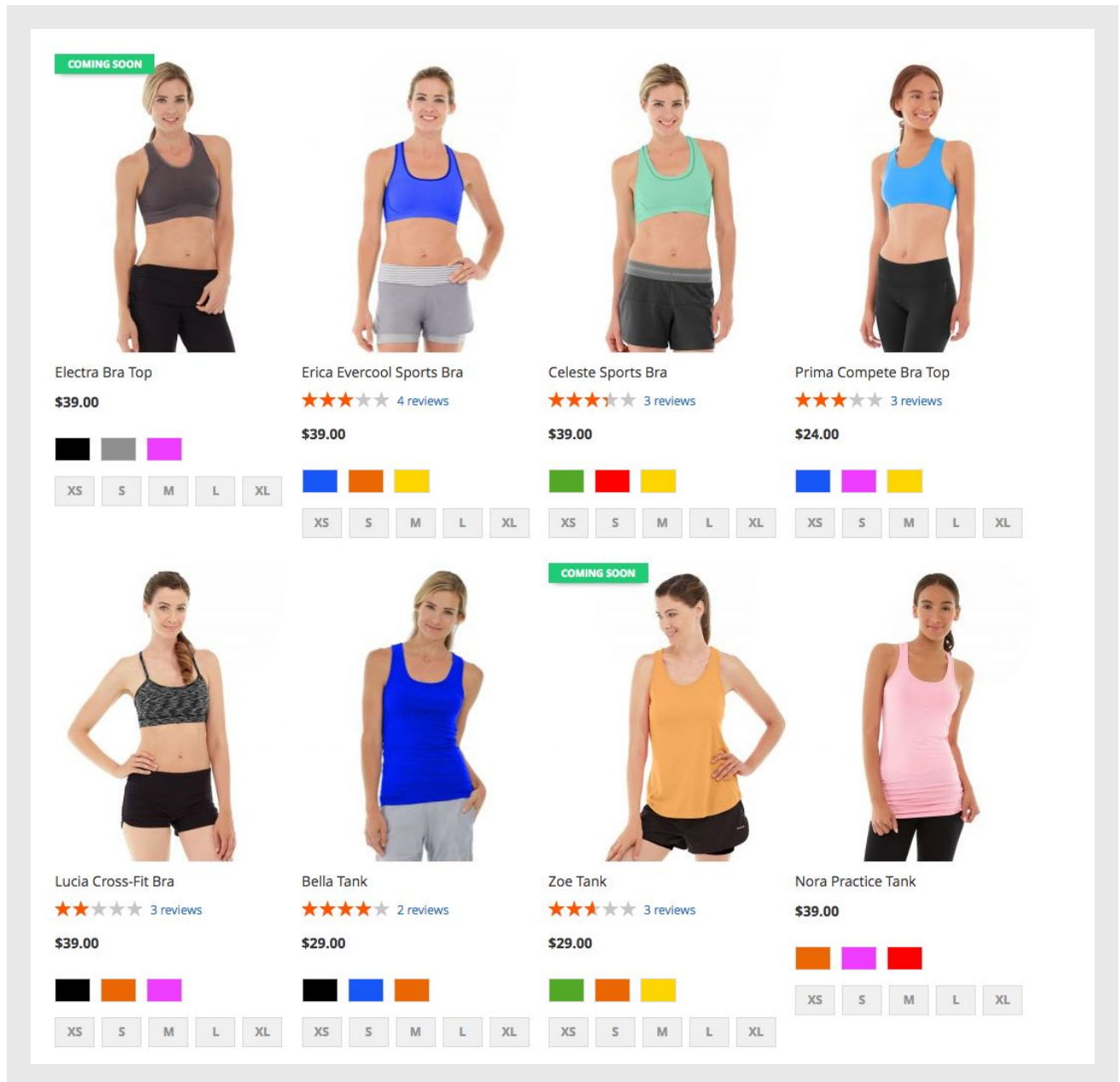
Overview

If you are a store owner and have some products which are going to be added to your store in few coming days then you are at the right place! We have developed this extension to set such products as coming soon along with the date on which they are going to be launched. So by using this extension on your store, you can inform the visitors that something new and awesome is coming soon :)

It will handle Coming Soon in below way in frontend:

On Category, Search and Product List widget


- It removes add to cart and stock status.
- Add a 'Coming Soon' badge to product(s). 'Coming Soon' text can be modified from the admin side.






On Product Detail page

- It removes stock status, add to cart button and product options.
- Show an attractive countdown according to the product's launch date.
- Add a subscription form for customers to subscribe and they will get the email notification once the product will be launched.

Home > Women > Tops > Bras & Tanks > Electra Bra Top



Electra Bra Top

\$39.00

SKU#: WB01

Coming Soon..

DAYS

1

HOURS

20

MINUTES

39

SECONDS

25

Name *

Email Address *

♥ ADD TO WISH LIST
⚖ ADD TO COMPARE
✉ EMAIL

Details
More Information

A heavenly soft and stylish eco garment, the Electra Bra Top is perfect for wearing on its own as a hot yoga top or layered under a tank.

- Gray rouché bra top.
- Attractive back straps feature contrasting motif fabric.
- Interior bra top is lined with breathable mesh.
- Elastic underband for superior support.
- Removable cup inserts.
- Chafe-free flat lock seams provide added comfort.

Setting a product as “Coming Soon”

While creating a new product or editing existing product

- Set product attribute ‘Availability Status’ as ‘Coming Soon’.
- Set product attribute ‘Launch Date’ as the date when product is going to be launched.

The screenshot shows a Magento product configuration form with the following fields and values:

- Enable Product** [website]: Yes
- Attribute Set**: Top
- Product Name** [store view]: Electra Bra Top
- SKU** [global]: WB01
- Price** [website]: \$ 39.00
- Quantity** [global]: 0
- Advanced Inventory**: (link)
- Stock Status** [global]: In Stock
- Visibility** [store view]: Catalog, Search
- Categories** [global]: Default Category × Eco Friendly × Bras & Tanks × Women Sale × **New Category**
- Set Product as New From** [website]: To
- Availability Status** [website]: Coming Soon
- Launch Date**: 11/23/2016

Red lines highlight the 'Availability Status' and 'Launch Date' fields.

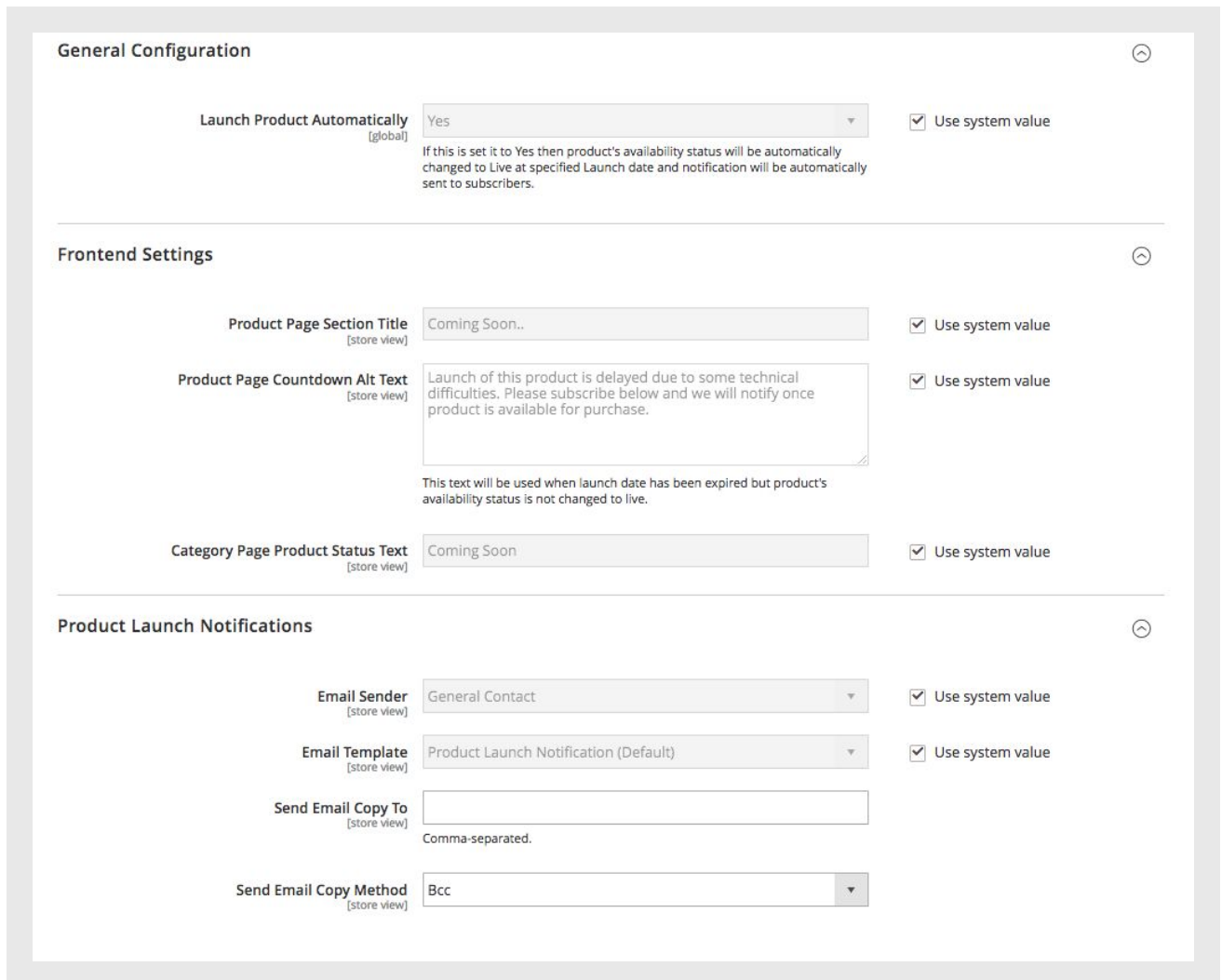
Extension Settings

Extension settings are located at admin path

RedChamps > Coming Soon > Settings

OR

System > Configuration > RedChamps > Coming Soon



General Configuration

Launch Product Automatically [global] Yes Use system value

If this is set it to Yes then product's availability status will be automatically changed to Live at specified Launch date and notification will be automatically sent to subscribers.

Frontend Settings

Product Page Section Title [store view] Coming Soon.. Use system value

Product Page Countdown Alt Text [store view] Launch of this product is delayed due to some technical difficulties. Please subscribe below and we will notify once product is available for purchase. Use system value

This text will be used when launch date has been expired but product's availability status is not changed to live.

Category Page Product Status Text [store view] Coming Soon Use system value

Product Launch Notifications

Email Sender [store view] General Contact Use system value

Email Template [store view] Product Launch Notification (Default) Use system value

Send Email Copy To [store view]

Comma-separated.

Send Email Copy Method [store view] Bcc

General Configurations

1. Launch Products Automatically - If this setting is set to 'Yes' the product will be automatically launched by setting product attribute 'Availability Status' to Live. Also email notification will be sent to all subscribers of that product.

Frontend Settings

1. Product Page Section Title - The value of this setting will be used as the section title displayed above the countdown or count down alternative text on the product page.
2. Product Page Countdown Alt Text - The value of this setting will be used when launch date of product has been expired and products 'Availability Status' attribute value is not changed to 'Live'.
3. Category Page Product Status Text - The text entered in this setting will be used as the label of ribbon on category, search pages and product list widgets.

Product Launch Notifications

1. Email Sender - Set email sender from which product launch notification needs to be sent.
2. Email Template - Select email template need to be used for product launch notifications. If you want to customize default template then you can create a new email template at System > Transaction Emails by loading default one and select that template at this configuration setting.
3. Send Email Copy To - Enter comma separated email addresses to which you want to receive copy of each product launch notification email.
4. Send Email Copy Method - Select copy email method CC or BCC.

FAQ's

Q. I don't want countdown to be displayed on product page?

Ans. Please leave product's 'launch date' empty or set it to past.

Q. My products are not getting launched automatically even if extension setting RedChamps > Coming Soon > Settings > General Settings > Launch Products Automatically is set to 'Yes'?

Ans. We use Magento cron job to launch products. Please make sure Magento cron job is configured on your server.

Thanks

For

Reading this user guide and using our extension.

Please feel free to email at support@redchamps.com in the case of any query/issues. Please make sure to include extension name and order# in email subject.