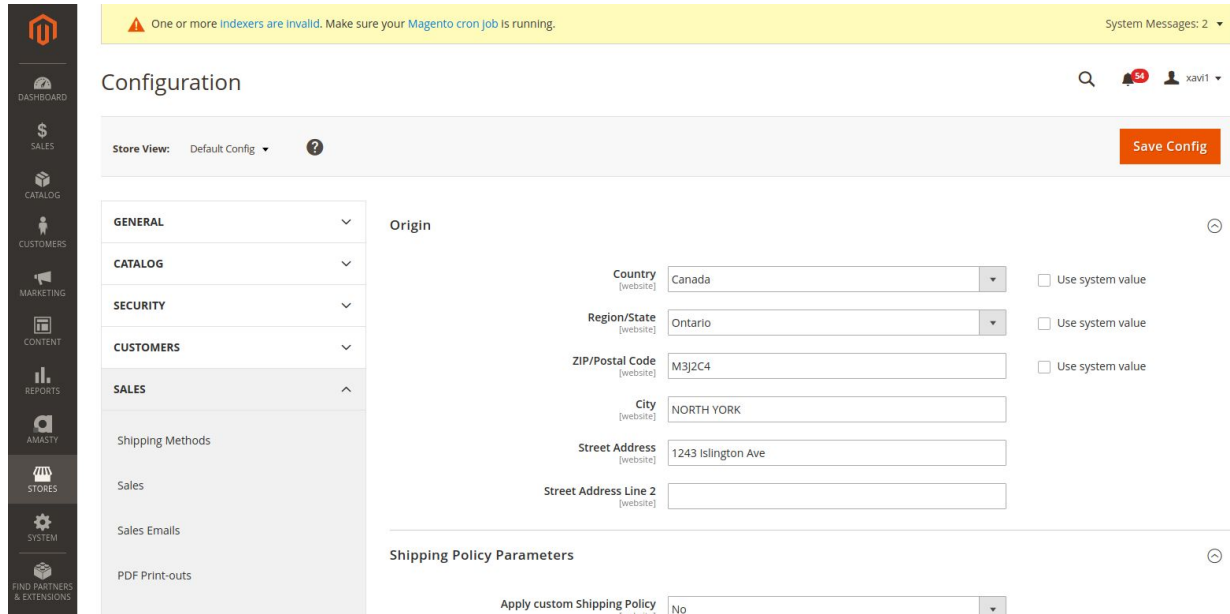


Purolator Magento 2 Integration User Guide

As a merchant after module is installed properly, you need to go to Stores -> Configuration -> Shipping Settings -> Origin and make sure your address is an address in Canada



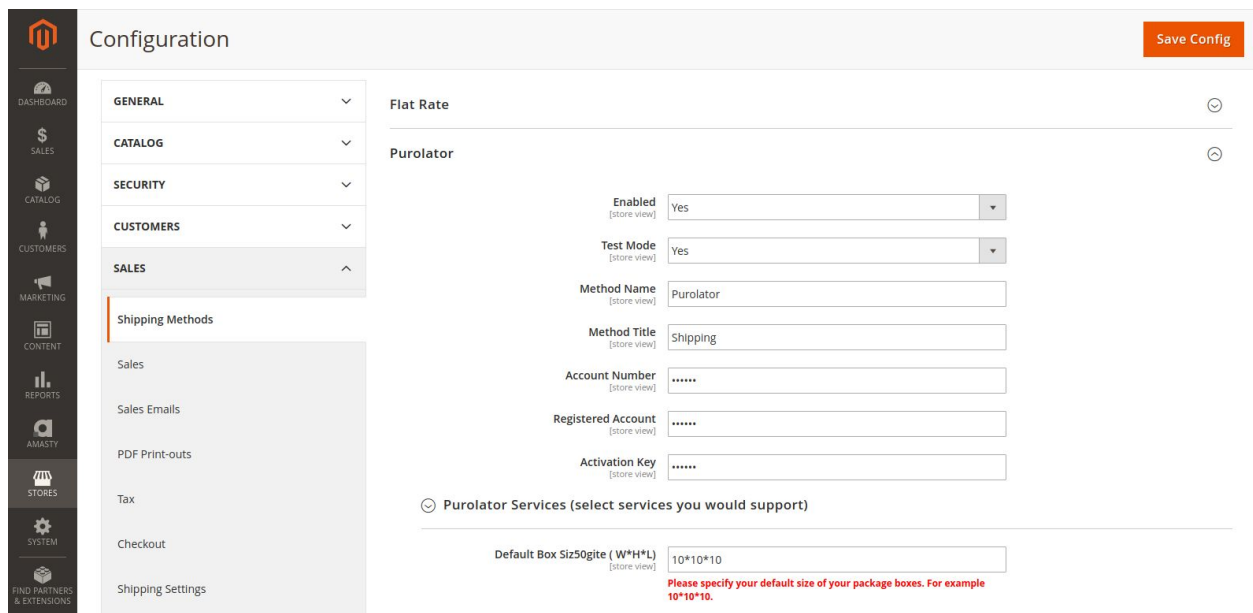
The screenshot shows the Magento 2 Configuration page for the 'Origin' section. A yellow warning banner at the top states: "One or more Indexers are invalid. Make sure your Magento cron job is running." The left sidebar contains navigation menus for Dashboard, Sales, Catalog, Customers, Marketing, Content, Reports, Amasty, Stores, System, and Find Partners & Extensions. The 'SALES' menu is expanded, showing 'Shipping Methods', 'Sales', 'Sales Emails', and 'PDF Print-outs'. The 'Origin' section is active, displaying the following fields:

- Country: Canada (dropdown menu)
- Region/State: Ontario (dropdown menu)
- ZIP/Postal Code: M3J2C4
- City: NORTH YORK
- Street Address: 1243 Islington Ave
- Street Address Line 2: (empty)

Each dropdown menu has a "Use system value" checkbox. Below the address fields is the "Shipping Policy Parameters" section, which includes a dropdown for "Apply custom Shipping Policy" set to "No". A "Save Config" button is located in the top right corner.

After Origin is set correctly then you need to enable Purolator Shipping method in

Stores -> Configuration -> Shipping Methods




The screenshot shows the Magento 2 Configuration page for the 'Shipping Methods' section. The left sidebar is the same as in the previous screenshot. The 'Shipping Methods' menu item is selected, showing a list of methods: 'Sales', 'Sales Emails', 'PDF Print-outs', 'Tax', 'Checkout', and 'Shipping Settings'. The 'Shipping Settings' section is active, displaying the following fields:

- Flat Rate (collapsible section)
- Purolator (collapsible section):
 - Enabled: Yes (dropdown menu)
 - Test Mode: Yes (dropdown menu)
 - Method Name: Purolator
 - Method Title: Shipping
 - Account Number: (masked field)
 - Registered Account: (masked field)
 - Activation Key: (masked field)
- Purolator Services (select services you would support) (collapsible section)
- Default Box Siz50gite (W*H*L): 10*10*10

A red note below the box size field reads: "Please specify your default size of your package boxes. For example 10*10*10." A "Save Config" button is located in the top right corner.

Final step is to check if rates are correct on checkout page

Default welcome msg! Sign In or Create an Account



Shipping 2 Review & Payments

Shipping Address

Email Address *
 ?
You can create an account after checkout.

First Name *

Last Name *

Company

Street Address *

City *

State/Province *

Zip/Postal Code *

Country *

Phone Number *
 ?

Shipping Methods

The combination of first and last name should not exceed 30 characters

<input checked="" type="radio"/>	\$5.00	Fixed	Flat Rate
<input type="radio"/>	\$54.81	PurolatorGround	3 days 2020-04-02 PurolatorGround
<input type="radio"/>	\$85.65	PurolatorExpress	1 day 2020-03-31 PurolatorExpress

Privacy and Cookie Policy
Search Terms
Orders and Returns
Contact Us
Advanced Search

Copyright © 2013-present Magento, Inc. All rights reserved.