

DELETE ORDER FOR MAGENTO 1

USER GUIDE

1. Delete Order extension for Magento 1 Overview

This extension allows you to delete orders from admin panel. Easy to delete orders through admin. Magento doesn't allow to delete orders by default. Magento doesn't allow you to delete the orders with all of its related invoices, shipments, credit memos and other related things just in one click. This extension allows you to seamlessly delete any order from admin. You can delete multiple orders with checkbox selection. I have also provided options to delete any order from the order list page and order view page.

2. How does it work?

After installing this module, log in to admin panel then go to **Sales** **Orders**, a list of all orders will be shown as usual. Tick on the checkbox of unwanted order(s) and choose the action **Delete Orders** in Select Items box.

[Create New Order](#)



Export to: [Export](#) [Reset Filter](#) [Search](#)

Customer Name	G.T. (Base)	G.T.	Action
Chirag Patel	\$799.00		Cancel Hold Unhold Print Invoices Print Packingslips Print Credit Memos Print All Print Shipping Labels Delete Orders
Chirag Patel	\$799.00	\$799.00	Pending Payment
Chirag Patel	\$799.00	\$799.00	Pending Payment
Chirag Patel	\$799.00	\$799.00	Pending Payment
Chirag Patel	\$799.00	\$799.00	Pending Payment
Chirag Patel	\$799.00	\$799.00	Pending Payment

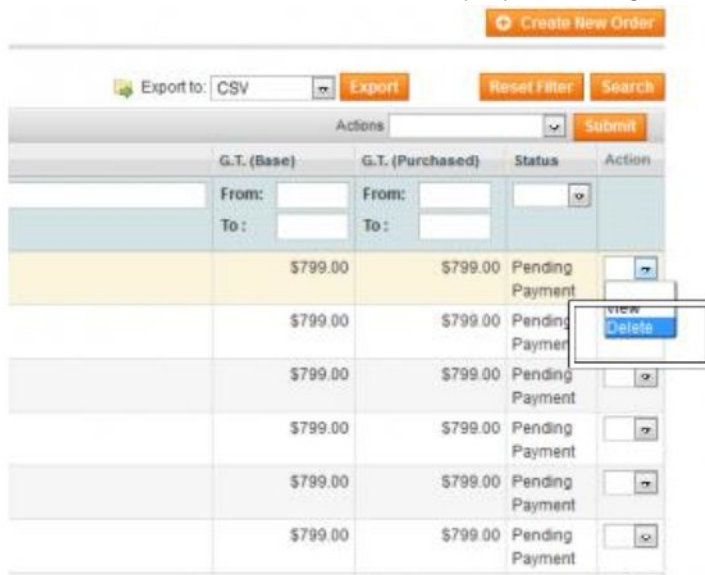
You can also delete order from **Order View Page** by choosing **Delete Order** button in Information tab of a particular order

You have **12 critical**, **6 major**, **20 minor** and **880 notice** unread message(s). [Go to notifications](#)

[Back](#) [Edit](#) [Cancel](#) [Send Email](#) [Hold](#) [Invoice](#) [Ship](#) [Reorder](#) [Delete Order](#)

<p>8:27 AM</p> <p>ent</p> <p>Store View</p>	<p>Account Information</p> <p>Customer Name </p> <p>Email </p> <p>Customer Group General</p>
<p>Edit</p>	<p>Shipping Address Edit</p> <p>Chirag Patel 380 LaTrobe Street Melbourne, VIC, 3000 Australia</p>

You can also delete each order individually by choosing "Delete" in drop down in Action field.



Export to: CSV Export Reset Filter Search

Create New Order

Actions Submit

G.T. (Base)	G.T. (Purchased)	Status	Action
From: <input type="text"/>	From: <input type="text"/>	<input type="text"/>	<input type="text"/>
To: <input type="text"/>	To: <input type="text"/>		
\$799.00	\$799.00	Pending Payment	<input type="checkbox"/> View
\$799.00	\$799.00	Pending Payment	<input type="checkbox"/> Delete
\$799.00	\$799.00	Pending Payment	<input type="checkbox"/> View
\$799.00	\$799.00	Pending Payment	<input type="checkbox"/> View
\$799.00	\$799.00	Pending Payment	<input type="checkbox"/> View
\$799.00	\$799.00	Pending Payment	<input type="checkbox"/> View

Important Note:

1. You can delete many delete orders at a time by ticking on their checkboxes.
2. Once you delete an order, it would be removed permanently from the system and could not be restored. So take a backup of database before delete.
3. When an order is deleted, all of its related information like shipment, invoice, credit memo will be deleted too.

Any questions or concern about us, feel free to contact me:

Website: <http://www.prashantblog.com/contact-me/>