



Pennies Donation Module for Magento 2

A comprehensive guide to enabling the Pennies' digital donation option for Magento 2

September 2020

Contents

Overview	3
Features	3
___ Compatibility	3
Pennies module installation	3
___ Install extension manually	3
Admin configurations.....	4
___ Pennies module configuration fields	6
Storefront changes	7
___ Display Pennies inform banner	7
___ Display Pennies ‘invite to donate & thank you banner	8
Cron jobs.....	9
___ Cron job schedule details	9
___ Run cron job manually	10
Pennies donation report	10

Overview

The pennies Module provides the feature of integrating the Pennies Charity with other clients. The donations can be made to pennies through this module.

Features

- Ability to toggle the integration on/off on the storefront
- Ability to configure the merchant id and access token through site preferences
- Pennies donation to be displayed only if session currency is GBP
- Donation amount to be calculated based on basket total
- Remove donation from basket if basket total changes after adding the donation to basket
- Pennies Donation Transaction Report
- Export the Pennies Donation Transaction Report

Compatibility

Compatible with Open Source (CE): 2.2 2.3 Compatible with Commerce (EE): 2.2 2.3

Pennies module installation

Install extension manually

Unzip the extension package downloaded. When you have completed, you will have a folder named "Pennies" containing all files of this extension:

1. Now you copy folder and paste it into the "app/code" folder in the magento 2 root directory
2. Enter the following at the command line
php bin/magento setup:upgrade

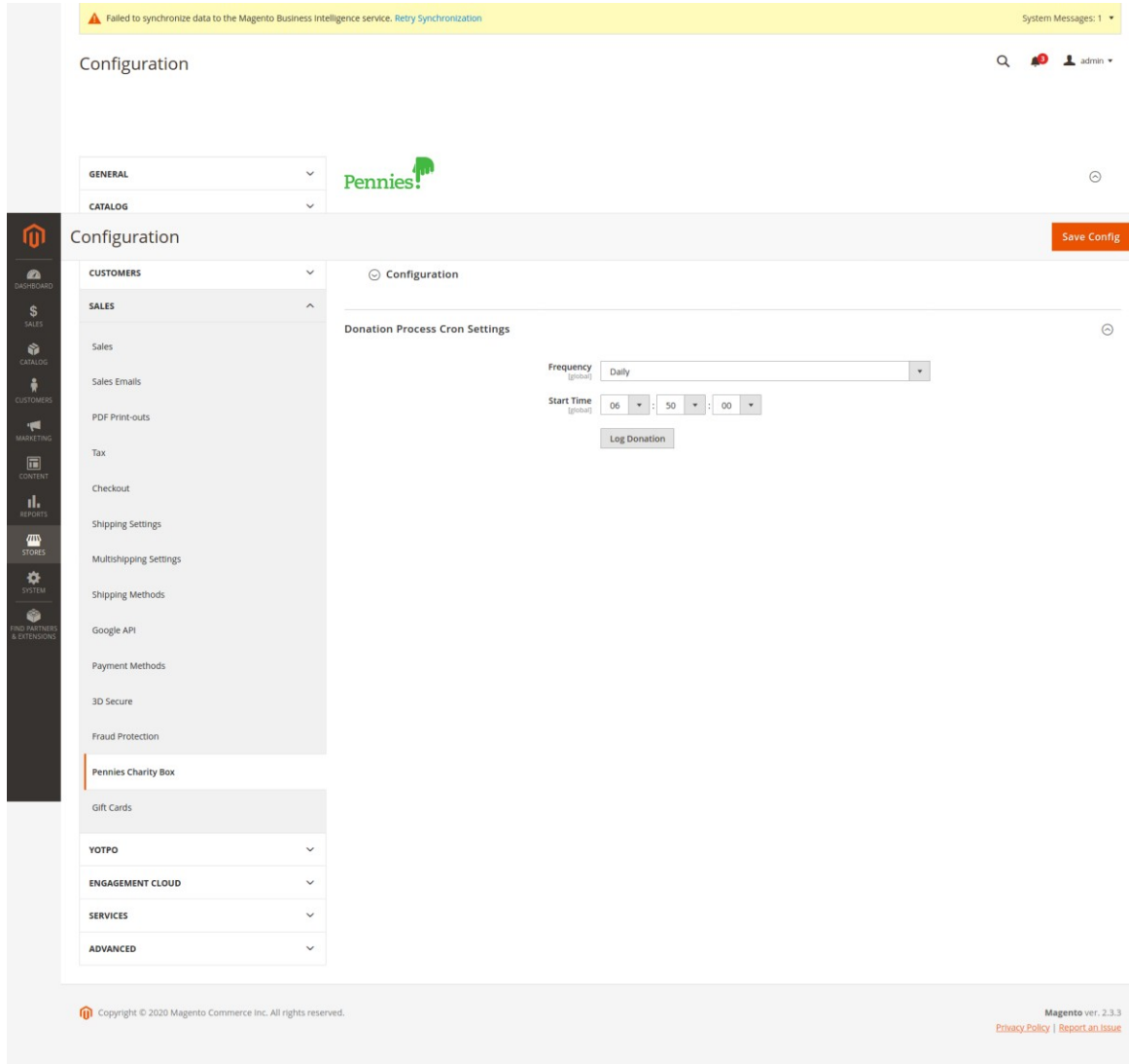
php bin/magento setup:di:compile

php bin/magento setup:static-content:deploy php bin/magento cache:clean

Finally, coming back to Magento 2 admin to check if the extension is installed properly.

Admin configurations

Login inside the Admin Panel and go to Stores -> Configuration -> Sales -> Pennies Charity Box (see below)



If Pennies Charity Box is not visible in the list under Sales, go to System -> Cache Management and clear Magento Cache by clicking on Flush Magento Cache.

Go back to Pennies Charity Box under Stores -> Configuration -> Sales.

Click the Pennies Charity Box to expand the Configuration. Set the correct credentials and click Save config (see below).

Configuration

- Dashboard
- Sales
- Catalog
- Customers
- Sales
- Sales Emails
- PDF Print-outs
- Tax
- Checkout
- Shipping Settings
- Multishipping Settings
- Shipping Methods
- Google API
- Payment Methods
- 3D Secure
- Fraud Protection
- Pennies Charity Box
- Gift Cards
- YOTPO
- ENGAGEMENT CLOUD
- SERVICES
- ADVANCED

Configuration

Save Config

- GENERAL
- CATALOG
- SECURITY
- CUSTOMERS
- SALES
- Shipping Settings
- Multishipping Settings
- Shipping Methods
- Google API
- Payment Methods
- 3D Secure
- Fraud Protection
- Pennies Charity Box
- Gift Cards
- YOTPO
- ENGAGEMENT CLOUD
- SERVICES
- ADVANCED



Donate your pennies when you shop today.

Configuration

For support contact info@pennies.org.uk.

Enable this Solution Yes

Merchant Id
Merchant ID Key provided by Pennies

API Key
The merchant's API Key provided by Pennies

Environment

Debug Yes

Donation Process Cron Settings

Frequency

Start Time

Log Donation

Pennies module configuration fields

Field	Default	Description
Enable this solution	No	Yes, to enable the extension.
Merchant ID	Null	The merchant needs to obtain a Merchant ID from their Pennies account.
API Key	Null	The merchant needs to obtain API Key/Access token from their Pennies account.
Environment	Production	For testing purposes switch to sandbox
Debug	No	If Yes, debugs the API call to var/log/debug.log

Storefront changes

Display Pennies inform banner


The inform panel which is an HTML block that displays a Pennies branded message on the merchant's website showing that they are part of the Pennies program. This is currently configured to display in the shopping cart page.

This includes:

- The charity name
- The charity image/logo

Values of these fields change according to the Pennies merchant configured.

Shopping Cart



Item	Price	Qty	Subtotal
 <p>Jupiter All-Weather Trainer Size: 5 Color: Green</p>	£56.99	1	£56.99

[Update Shopping Cart](#)


[Gift options](#) ▾

[Apply Discount Code](#) ▾ [Gift Cards](#) ▾

Donate your pennies when you shop today



Every penny you give goes to charity:
50% to Great Ormond Street Hospital
Charity (registered charity
no. 1100524 and 10% to Pennies
(registered charity no. 1122485).



Summary

[Estimate Shipping and Tax](#) ▾

Subtotal £56.99
Shipping (Flat Rate - Fixed) £5.00

Order Total £61.99

[Proceed to Checkout](#)

The Pennies Inform Banner content block can be found in Content->Block. The content in the block can be edited via this interface.

ID	Title	Identifier	Store View	Status	Created	Modified	Action
8	New Left Menu Block	new-left-menu-block	All Store Views	Enabled	Feb 18, 2020 7:24:04 AM	Feb 18, 2020 7:24:04 AM	Select
9	Women Block	women-block	All Store Views	Enabled	Feb 18, 2020 7:24:04 AM	Feb 18, 2020 7:24:04 AM	Select
10	Training Block	training-block	All Store Views	Enabled	Feb 18, 2020 7:24:04 AM	Feb 18, 2020 7:24:04 AM	Select
11	Men Block	men-block	All Store Views	Enabled	Feb 18, 2020 7:24:04 AM	Feb 18, 2020 7:24:04 AM	Select
12	Gear Block	gear-block	All Store Views	Enabled	Feb 18, 2020 7:24:04 AM	Feb 18, 2020 7:24:04 AM	Select
13	Sale Block	sale-block	All Store Views	Enabled	Feb 18, 2020 7:24:04 AM	Feb 18, 2020 7:24:04 AM	Select
14	New Block	new-block	All Store Views	Enabled	Feb 18, 2020 7:24:04 AM	Feb 18, 2020 7:24:04 AM	Select
15	Home Page Block	home-page-block	All Store Views	Enabled	Feb 18, 2020 7:24:04 AM	Feb 18, 2020 7:24:04 AM	Select
16	Performance Fabrics Block	performance-fabrics-block	All Store Views	Enabled	Feb 18, 2020 7:24:04 AM	Feb 18, 2020 7:24:04 AM	Select
17	Eco Friendly Block	eco-friendly-block	All Store Views	Enabled	Feb 18, 2020 7:24:04 AM	Feb 18, 2020 7:24:04 AM	Select
18	Giftcard Block	giftcard-block	All Store Views	Enabled	Feb 18, 2020 7:24:04 AM	Feb 18, 2020 7:24:04 AM	Select
19	Login Info Block	login-data	All Store Views	Enabled	Feb 18, 2020 7:24:04 AM	Feb 18, 2020 7:24:04 AM	Select
20	pennies inform Panel Block	pennies-inform-panel-block	All Store Views	Enabled	Feb 18, 2020 7:25:58 AM	Feb 18, 2020 10:23:34 AM	Select

Display Pennies ‘invite to donate & thank you banner

The Pennies ‘Invite to Donate’ banner gets replaced with the Pennies ‘Thank You’ banner, once the donation is added to the cart. The ‘Invite/Thank you’ banner is implemented to display on the payment page. After the payment methods block.

Shipping **Review & Payments**

Payment Method

- Credit Card (Braintree)
- Check / Money order
- PayPal Express Checkout [What is PayPal?](#)

[Apply Discount Code](#)

[Apply Gift Card](#)

Donate

Just pay or donate
71p to charity too?

Every penny you give goes to charity. 95% to Great Ormond Street Hospital Charity (registered charity no. 1180807) and 5% to Pennies (registered charity no. 112085).

Order Summary

Cart Subtotal	£170.97
Discount (H20)	-£119.68
Shipping Flat Rate - Fixed	£15.00
Order Total	£66.29

3 Items in Cart

Ship To:

sangeetha johnson
T-190 Charlotte St
Peterborough, Northern Territory 1234
Australia
+613434343444

Shipping Method:


Flat Rate - Fixed



Payment Method

Credit Card (Braintree)

Check / Money order

 PayPal Express Checkout [What is PayPal?](#)

[Apply Discount Code](#) ▾

[Apply Gift Card](#) ▾

Cart Subtotal	£170.97
Pennies Donation	£0.71
Discount (H20)	-£119.68
Shipping Flat Rate - Fixed	£15.00
Order Total	£67.00
3 Items in Cart ▾	


 [Remove](#)



Thank you.
Your order includes a **71p** charity donation.

Every penny you give goes to charity: 95% to Great Ormond Street Hospital Charity (registered charity no 1100204 and 10% to Pennies (registered charity no 112289)).



Ship To: 

sangeetha johnson
T-190 Charlotte St
Peterborough, Northern Territory 1234
Australia
+613434343444

Cron jobs

Cron job (pennies_process_donations) is setup to log the successful donations. The orders in the status, processing will be logged when the cron runs.

Cron job schedule details

Complete the fields in this section, using the following field descriptions for reference. When complete, click the Save Config button.



Donate your pennies when you shop today.

Configuration

Donation Process Cron Settings

Frequency [global] ▾

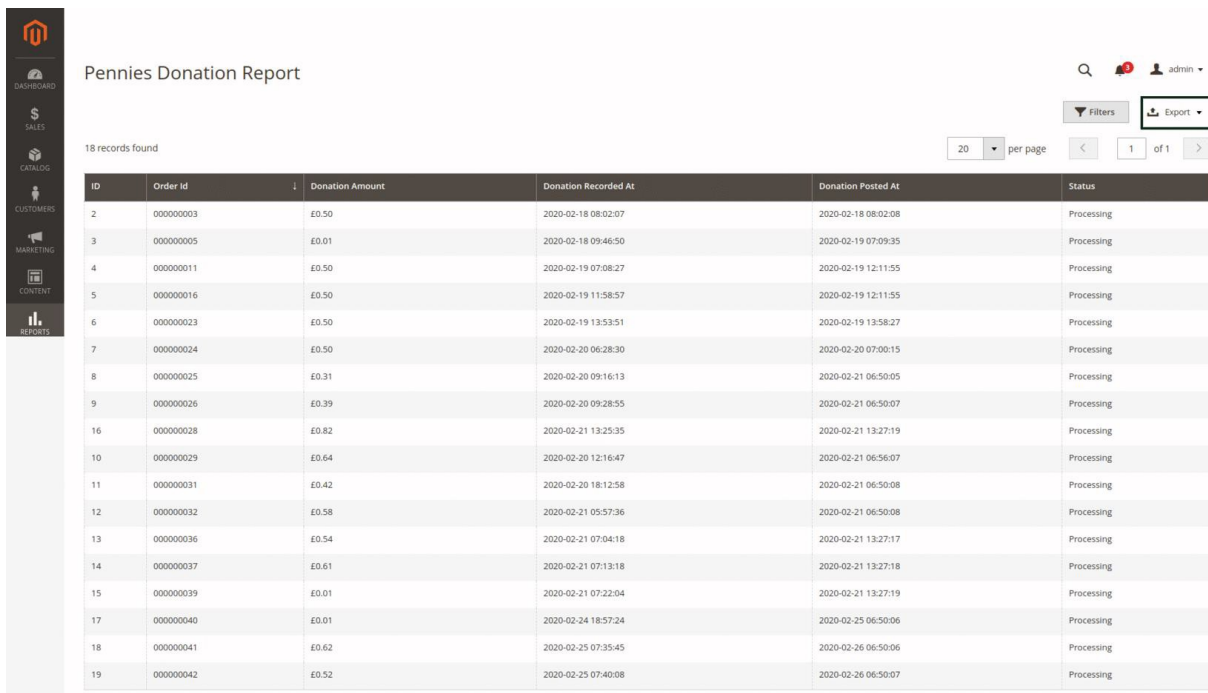
Start Time [global] ▾ : ▾ : ▾

Run cron job manually

The Cron job can be triggered manually by clicking the Log Donation button under the Donation Process Cron Settings.

Pennies donation report

Pennies Donation report can be accessed on navigating Reports -> Sales-> Pennies Donation Report. The report contains orders to which donation has been added. When the details have been exported to Pennies via cron, the Donation status will be "Processing". Before the Donation is logged to Pennies, the Donation status will be "Pending."



ID	Order Id	Donation Amount	Donation Recorded At	Donation Posted At	Status
2	000000003	£0.50	2020-02-18 08:02:07	2020-02-18 08:02:08	Processing
3	000000005	£0.01	2020-02-18 09:46:50	2020-02-19 07:09:35	Processing
4	000000011	£0.50	2020-02-19 07:08:27	2020-02-19 12:11:55	Processing
5	000000016	£0.50	2020-02-19 11:58:57	2020-02-19 12:11:55	Processing
6	000000023	£0.50	2020-02-19 13:53:51	2020-02-19 13:58:27	Processing
7	000000024	£0.50	2020-02-20 06:28:30	2020-02-20 07:00:15	Processing
8	000000025	£0.31	2020-02-20 09:16:13	2020-02-21 06:50:05	Processing
9	000000026	£0.39	2020-02-20 09:28:55	2020-02-21 06:50:07	Processing
16	000000028	£0.82	2020-02-21 13:25:35	2020-02-21 13:27:19	Processing
10	000000029	£0.64	2020-02-20 12:16:47	2020-02-21 06:56:07	Processing
11	000000031	£0.42	2020-02-20 18:12:58	2020-02-21 06:50:08	Processing
12	000000032	£0.58	2020-02-21 05:57:36	2020-02-21 06:50:08	Processing
13	000000036	£0.54	2020-02-21 07:04:18	2020-02-21 13:27:17	Processing
14	000000037	£0.61	2020-02-21 07:13:18	2020-02-21 13:27:18	Processing
15	000000039	£0.01	2020-02-21 07:22:04	2020-02-21 13:27:19	Processing
17	000000040	£0.01	2020-02-24 18:57:24	2020-02-25 06:50:06	Processing
18	000000041	£0.62	2020-02-25 07:35:45	2020-02-26 06:50:06	Processing
19	000000042	£0.52	2020-02-25 07:40:08	2020-02-26 06:50:07	Processing

The Donation transactions report can be exported to csv or xml via the export button on the right side of the same reports grid.