

User Guide for Visual Product Sorting by Drag and Drop for Magento 2

Welcome to the User Guide for Visual Product Sorting. Thank you for choosing our product. This quick user guide describes the functionality of the Visual Product Sorting extension by NEKLO and explains how to use it. Enjoy.

Introduction

Visual Product Sorting is a Magento 2 extension that will make setting product representation easier and visually seen. This widget shows products in your Magento store exactly how your users see them, so you can change the product's position easily by drag and drop.

With this extension you will be able to attach products to the particular positions. Additional options will give you the possibility to hide disabled and out-of-stock products, so there always will be relevant information in your store.

Also check our Visual Product Sorting by Drag and Drop for Magento 1 in [our store](#).

Installation

1. Unpack the zip file provided into the root folder of your Magento 2 installation.
2. From a command line run
bin/magento module:enable Neklo_Core
bin/magento module:enable Neklo_ProductPosition
bin/magento setup:upgrade
bin/magento setup:static-content:deploy

Installation

Community Edition 2.1.x - 2.2.x

Enterprise Edition 2.1.x - 2.2.x

Extension Settings

NOTICE! After you enable the extension you should go to each category your store has and re-save it. It should be done to sort the products with the same positions. Now you can start setting up the positions of your products.

Go to Grid Settings (**Store > Settings > Configuration > Neklo > Product Position > Grid Settings**)

1. **"Is Enabled"** turns the extension on and off.
2. Set here the number of **Rows** and **Columns** your products will be displayed
3. Don't forget to **Save Config**.

The screenshot shows the 'Configuration' page in the Neklo admin interface. The left sidebar contains navigation icons for Dashboard, Sales, Catalog, Customers, Marketing, Content, Reports, Stores, and System. The main content area is titled 'Configuration' and includes a search icon, a notification bell with '1', and a user profile 'admin'. Below the title, there is a 'Store View' dropdown set to 'Default Config' and a 'Save Config' button. The 'GENERAL' tab is selected, and the 'NEKLO' sub-tab is active. The 'Product Position' section is expanded, showing 'General' and 'Grid Settings' sub-sections. The 'General' section has an 'Is Enabled' dropdown set to 'Yes'. The 'Grid Settings' section has a 'Display Mode' dropdown set to 'Infinite scroll', a 'Row Count' input field with '3', and a 'Column Count' input field with '3'.

Configuration

Store View: Default Config ? Save Config

GENERAL ▼

NEKLO ▲

Cron Scheduler

Make An Offer

Product Position

Return Merchandise Authorization

Review Reminder

Extensions & Contact

General ⌵

Is Enabled [global] Yes ▼


Grid Settings ⌵

Display Mode [global] Infinite scroll ▼

Row Count [global] 3

Column Count [global] 3

NOTICE! Out of Stock products won't be displayed in the Product Position tab if the option **Display Out of Stock Products in Stores > Configuration > Catalog > Inventory** is set up to **NO**.



DASHBOARD

SALES

CATALOG

CUSTOMERS

MARKETING

CONTENT

REPORTS

STORES

SYSTEM

FIND PARTNERS & EXTENSIONS

Configuration

Store View: Default Config ▼
Save Config

- GENERAL ▼
- NEKLO ▼
- CATALOG ▲
- Catalog
- Inventory
- XML Sitemap
- RSS Feeds
- Email to a Friend
- CUSTOMERS ▼
- SALES ▼

Stock Options ⌵

Decrease Stock When Order is Placed <small>[global]</small>	<input type="text" value="Yes"/>	<input checked="" type="checkbox"/> Use system value
Set Items' Status to be In Stock When Order is Cancelled <small>[global]</small>	<input type="text" value="Yes"/>	<input checked="" type="checkbox"/> Use system value
Display Out of Stock Products <small>[global]</small>	<input type="text" value="No"/>	<input checked="" type="checkbox"/> Use system value
Only X left Threshold <small>[website]</small>	<input type="text" value="0"/>	<input checked="" type="checkbox"/> Use system value
Display Products Availability in Stock on Storefront <small>[store view]</small>	<input type="text" value="Yes"/>	<input checked="" type="checkbox"/> Use system value

Product Stock Options ⌵

Demo frontend: <http://demostore2.neklo.com/product-position/>

Demo backend: <http://demostore2.neklo.com/product-position/admin/admin/auth/demo>

Product Sorting

1. Go to **Products > Inventory > Categories** and choose the category on the left.

Bags (ID: 4) 🔍 🔔 1 👤 test ▾

Store View: All Store Views ▾ ? Delete Save

Add Root Category

Add Subcategory

Collapse All | Expand All

- 📁 Default Category (1181)
 - 📁 What's New (0)
 - 📁 Women (0)
 - 📁 Men (0)
 - 📁 Gear (46)
 - 📁 **Bags (14)**
 - 📁 Fitness Equipment (23)
 - 📁 Watches (9)
 - 📁 Collections (13)
 - 📁 Training (6)
 - 📁 Promotions (0)
 - 📁 Sale (0)

Enable Category [store view] Yes

Include in Menu [store view] Yes

Category Name * [store view]

Content ⌵

Display Settings ⌵

Search Engine Optimization ⌵


Products in Category ⌵

NEKLO Visual Product Position ⌵

Design ⌵

Schedule Design Update ⌵













- Then choose **NEKLO Visual Product Position** on the right. You will see how the products are displayed in your store. When you pass the mouse on any product, you will see the **Sorting buttons**.



Bags (ID: 4) Delete Save

NEKLO Visual Product Position ⌵

1 Page









 Joust Duffle Bag SKU: 24-MB01 \$34.00 In Stock	 Strive Shoulder Pack SKU: 24-MB04 \$32.00 < << >> > >>	 Down Summit Backpack SKU: 24-MB03 \$38.00 In Stock	 Wayfarer Messenger Bag SKU: 24-MB05 \$45.00 In Stock
 Rival Field Messenger SKU: 24-MB06 \$45.00 In Stock	 Fusion Backpack SKU: 24-MB02 \$59.00 In Stock	 Impulse Duffle SKU: 24-UB02 \$74.00 In Stock	 Voyage Yoga Bag SKU: 24-WB01 \$32.00 In Stock
 Complete Track Tote SKU: 24-WB02 \$32.00 In Stock	 Savvy Shoulder Tote SKU: 24-WB05 \$32.00 In Stock	 Endeavor Daytrip Backpack SKU: 24-WB06 \$33.00 In Stock	 Driven Backpack SKU: 24-WB03 \$36.00 In Stock

Upload Next Page

- You can **pin a product with the Pin button** on the upper right corner of the image. After that the **Pinned product** won't be moved by any means. If it has been disabled, then its place will be taken by the first non-pinned product. Other pinned products will retain their positions. When the product will be enabled again, it will use its initial position and move the non-pinned products back.

- CATALOG
- CUSTOMERS
- MARKETING
- CONTENT
- REPORTS
- STORES
- SYSTEM
- FIND PARTNERS & EXTENSIONS









1 Page

 <p>Joust Duffle Bag SKU: 24-MB01 \$34.00 In Stock</p>	 <p>Strive Shoulder Pack SKU: 24-MB04 \$32.00 In Stock</p>	 <p>Crown Summit Backpack SKU: 24-MB03 \$38.00 In Stock</p>	 <p>Wayfarer Messenger Bag SKU: 24-MB05 \$45.00 In Stock</p>
 <p>Rival Field Messenger SKU: 24-MB06 \$45.00 In Stock</p>	 <p>Fusion Backpack SKU: 24-MB02 \$59.00 In Stock</p>	 <p>Impulse Duffle SKU: 24-UB02 \$74.00 In Stock</p>	 <p>Voyage Yoga Bag SKU: 24-WB01 \$32.00 In Stock</p>


4. Move your products with **Arrows** on the lower part of the product image. Both arrows will move your product one step. Pinned products will remain on their places, so the product you are moving will just jump over it.
5. **Double arrows** will move your product to the beginning and to the end of the page. Pinned products will remain on their positions, so the product you are moving will appear only after the Pinned products if they are on the first positions and before them if they are on the last positions.

- CATALOG
- CUSTOMERS
- MARKETING
- CONTENT
- REPORTS
- STORES
- SYSTEM
- FIND PARTNERS & EXTENSIONS

1 Page

 <p>Joust Duffle Bag SKU: 24-MB01 \$34.00 In Stock</p>	 <p>Strive Shoulder Pack SKU: 24-MB04 \$32.00 In Stock</p>	 <p>Crown Summit Backpack SKU: 24-MB03 \$38.00 In Stock</p>	 <p>Wayfarer Messenger Bag SKU: 24-MB05 \$45.00 In Stock</p>
 <p>Rival Field Messenger SKU: 24-MB06 \$45.00 In Stock</p>	 <p>Fusion Backpack SKU: 24-MB02 \$59.00 In Stock</p>	 <p>Impulse Duffle SKU: 24-UB02 \$74.00 In Stock</p>	 <p>Voyage Yoga Bag SKU: 24-WB01 \$32.00 In Stock</p>














- Products are possible to move using the **Drag & Drop** system. Just click on the product and hold. Then drag it to any place you want and release the button.



Bags (ID: 4)

Delete Save

1 Page









 Wayfarer Messenger Bag SKU: 24-MB05 \$45.00 In Stock	 Joust Duffle Bag SKU: 24-MB01 \$34.00 In Stock	 Crown Summit Backpack SKU: 24-MB03 \$38.00 In Stock	 Rival Field Messenger SKU: 24-MB06 \$45.00 In Stock	
<div style="display: flex; justify-content: space-around; align-items: center;"> <div style="text-align: center; padding: 5px;">  Complete Track Bag SKU: 24-WB02 \$32.00 </div> <div style="text-align: center; padding: 5px;">  Complete Track Tote SKU: 24-WB02 \$32.00 </div> <div style="text-align: center; padding: 5px;">  Savvy Shoulder Pack SKU: 24-MB04 \$32.00 In Stock </div> </div>			 Fusion Backpack SKU: 24-MB02 \$59.00 In Stock	 Impulse Duffle SKU: 24-UB02 \$74.00 In Stock
 Voyage Yoga Bag SKU: 24-WB01 \$32.00 In Stock	 Savvy Shoulder Tote SKU: 24-WB05 \$32.00 In Stock	 Endeavor Daytrip Backpack SKU: 24-WB06 \$33.00 In Stock	 Driven Backpack SKU: 24-WB03 \$36.00 In Stock	

« ← → » ↺ ↻ ↷

- After you have set all the options, don't forget to **Save**. Right after that you can check the front end and see all the changes.

- CATALOG
- CUSTOMERS
- MARKETING
- CONTENT
- REPORTS
- STORES
- SYSTEM
- FIND PARTNERS & EXTENSIONS

1 Page

 <p>Wayfarer Messenger Bag SKU: 24-MB05 \$45.00 In Stock</p>	 <p>Joust Duffel Bag SKU: 24-MB01 \$34.00 In Stock</p>	 <p>Crown Summit Backpack SKU: 24-MB03 \$38.00 In Stock</p>	 <p>Rival Field Messenger SKU: 24-MB06 \$45.00 In Stock</p>
 <p>Compete Track Tote SKU: 24-WB02 \$32.00 In Stock</p>	 <p>Strive Shoulder Pack SKU: 24-MB04 \$32.00 In Stock</p>	 <p>Fusion Backpack SKU: 24-MB02 \$59.00 In Stock</p>	 <p>Impulse Duffel SKU: 24-UB02 \$74.00 In Stock</p>

Bags

Shopping Options



Items 1-9 of 14

Sort By Position

- STYLE
- PRICE
- COLOR
- ACTIVITY
- MATERIAL
- STRAP/HANDLE
- FEATURES



Wayfarer Messenger Bag
★★★★☆ 3 reviews
\$45.00



Joust Duffel Bag
★★★★☆ 2 reviews
\$34.00



Crown Summit Backpack
★★★★☆ 3 reviews
\$38.00



Rival Field Messenger
★★★★☆ 2 reviews
\$45.00

Compare Products

You have no items to compare.

My Wish List

You have no items in your wish list.



Adding or importing a product

When you add or import a new product, it will appear at the head of the first page after the Pinned products (if there's pinned product on the specific category page). Don't forget to run reindexes after product import.

Thank you for your installing and using the extension. More our great solutions for Magento 1 and Magento 2 you will find here: store.neklo.com.