

NANO

Diamond Search

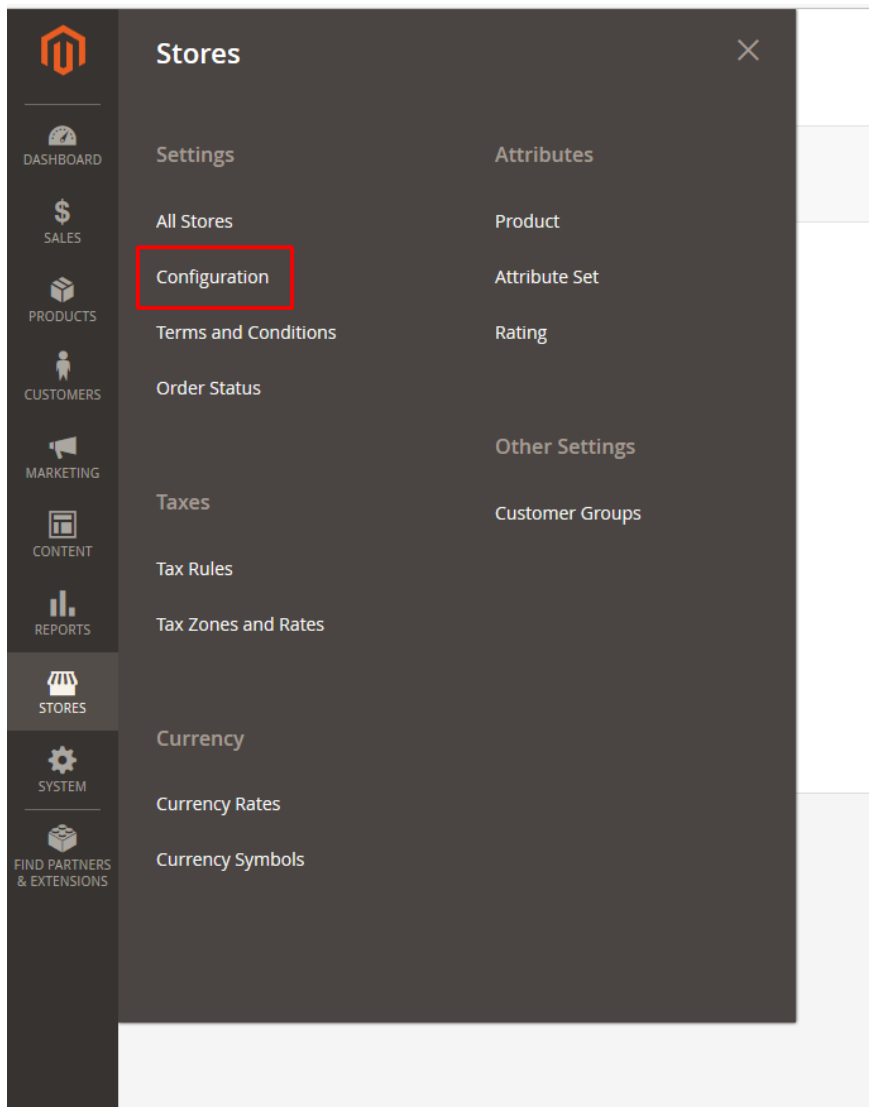
Extension User Guide

for Magento 2.x



Diamond Search User Guide

Once in the Magento Admin panel, select 'Stores and then click 'Configuration' from the menu.



NANO

In the Configuration, the user will now find a 'Diamond Search' option with on the left hand nav bar.

Configuration

The screenshot shows the Magento 2 Configuration interface. At the top, there is a 'Store View' dropdown set to 'Default Config' with a help icon. Below this is a navigation menu for 'NANOWEBGROUP' with an expand/collapse arrow. The 'DiamondSearch' option is highlighted with an orange vertical bar. Below the navigation menu are several configuration sections: GENERAL, CATALOG, CUSTOMERS, SALES, SERVICES, and ADVANCED, each with a collapse arrow.

The main configuration for the Diamond search will be the Domain and API Key. The Domain will be the domain where you have your Magento 2 Website. The API Key must be pulled from the [Rapnet](#) back end.

The screenshot shows the configuration form for Diamond Search. It has two input fields. The first is labeled 'API Key' with a sub-label '[store view]' and a placeholder text 'Enter your Rapnet API Key'. The second is labeled 'Domain' with a sub-label '[store view]' and a placeholder text 'Enter your website domain'. Below the 'Domain' field, there is an example text 'i.e. www.rapnet.com'.

NANO

Log into your Rapnet account. Once in the backend, click the 'More' tab in the top nav. Select the 'Rapnet Instant Inventory' option.

The screenshot shows the RapNet website interface. At the top, there is a navigation bar with the RapNet logo and various links like 'Home', 'TradeScreen', 'Buy Diamonds', 'Sell Diamonds', 'New Certs', 'Diamond Prices', 'Community', 'Industry News', and 'More'. A 'Logout' button is also visible. Below the navigation bar, there is a 'Welcome to RapNet' section with a message about new messages and updates. The main content area is divided into three columns: 'Buy', 'Sell', and 'Prices'. The 'Buy' column lists various search and management options. The 'Sell' column lists options for managing listings and uploads. The 'Prices' column lists various price lists and research tools. A 'More' dropdown menu is open, showing options like 'My Account', 'Account Settings', 'Upgrade Membership', 'Terms of Use', 'Help and Support', 'Contact Us', 'FAQs', 'Information For Developers', 'Tools', 'RapNet Excel Add-In', 'TradeLink Inventory Upload Tool', 'RapNet Instant Inventory', 'Download Listing Service', 'Access Keys for programs', and 'RapNet Mobile'. A table of diamond prices is also visible, showing categories like 0.7 Ct, 1.0 Ct, 2.0 Ct, and 3.0 Ct with their respective prices and percentage changes. A note at the bottom of the table states: 'The RapNet diamond index (RPI) has been revised to reflect the average price of the best priced ten diamonds in each category.'

This is where the user will set up a [list of products](#) that will be pulled from Rapnet. The user must insure that the domain listed here matches the domain listed in the backend of Magento and the domain where the module is installed.

You have **13** new messages in your Inbox **35** new Announcements **18** new Updates

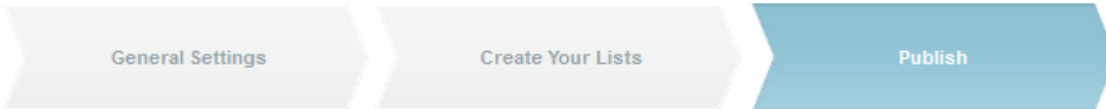
General Settings Create Your Lists Publish

LET'S GET STARTED! [Reports](#) [FAQ](#) [Help](#)

[Legal Notice](#)

Once the user has completed the General Settings and created a list of products to link to, the user will be prompted to publish the list. First, the user will want to select 'Use a Template'. Next, the user will want to select 'Advanced Template' as seen in the screen shot above. The user will be presented with a few options and a snippet of code. The options presented are not necessary to set, these are set in the Magento backend. The user needs to pull the API key from the code snippet. The API key is found next to the code 'data-apikey='. The API key will be inside a set of ' '. The API keys is highlighted in the screen shot above. Place that API key inside the API text box in the Magento backend.

You have **13** new messages in your Inbox **35** new Announcements **18** new Updates



[Reports](#) | [FAQ](#) | [Help](#)

Designing your template

- Standard Template**
Provide the HTML(iframe) code to your web designer and they will embed the code directly into your website.
This template cannot be connected to shopping cart or ring builder.
- Advanced Template**
This template allows more freedom, with its responsive design capabilities and is ideal if you have existing ecommerce, shopping cart or ring builder.

Color (HTML code)

Responsive

Show prices

Contact form

Add to cart

[Read this additional documentation for more information on setting this up](#)

[Preview Sample](#)

Provide the link below to your website developer:

```
<div id="diamondsearch" data-apkey="8EC95570ABE6411290197CB28845A6FF" data-theme="#483f9e" data-responsive="yes" data-prices="yes" data-contact="yes" data-ecomm="no"></div><script src="//www.diamondselections.com/Embed/client_assets/initdiamondsearch.js"></script>
```

Recommended screen size:
630/775 pixels

The screenshot shows a complex web design tool interface with multiple panels for editing content, layout, and styling. A central preview window displays a product page with a red 'Add to Cart' button and various text elements.

Once the Rapnet account is linked up, the user will want to flush the Magento Cache.

NANO

Go to System — Cache Management page on your Magento backend and click the “Flush Magento Cache ” button. After this action, the extension is installed.

Cache Management

Flush Cache Storage **Flush Magento Cache**

Refresh Submit 12 records found

<input type="checkbox"/>	Cache Type	Description	Tags	Status
<input type="checkbox"/>	Configuration	Various XML configurations that were collected across modules and merged.	CONFIG	DISAB
<input type="checkbox"/>	Layouts	Layout building instructions.	LAYOUT_GENERAL_CACHE_TAG	DISAB
<input type="checkbox"/>	Blocks HTML output	Page blocks HTML.	BLOCK_HTML	DISAB
<input type="checkbox"/>	Collections Data	Collection data files.	COLLECTION_DATA	DISAB
<input type="checkbox"/>	Reflection Data	API interfaces reflection data.	REFLECTION	DISAB
<input type="checkbox"/>	Database DDL operations	Results of DDL queries, such as describing tables or indexes.	DB_DDL	DISAB
<input type="checkbox"/>	EAV types and attributes	Entity types declaration cache.	EAV	DISAB

NANO

Now the user will be able to view the default diamond search by browsing to “{yourDomainName}/diamondsearch”

SEARCH DIAMONDS : Showing 273,022 diamonds
SEARCH ✕

SHAPE

Round

Pear

Princess

Marquise

Oval

Radiant

Emerald

Heart

Cushion

Asscher

PRICE

COLOR / FANCY

DEFGHIJKLM

CUT

ExcellentVery GoodGoodFair

SYMMETRY

ExcellentVery GoodGoodFair

CARAT

CLARITY

IFVVS1VVS2VS1VS2SI1SI2SI3I1

POLISH

ExcellentVery GoodGoodFair

CERTIFICATE / LAB

AGSCGLGIAHRDIGINONE

RESET

SEARCH

Round	0.20	L	I1	Excellent	Very Good	Very Good	NONE	\$75
Round	0.18	M	SI1	Excellent	Very Good	Very Good	NONE	\$76
Round	0.18	L	I1	Very Good	Very Good	Very Good	NONE	\$78
Round	0.12	E	SI3	Excellent	Very Good	Very Good	NONE	\$78

POWERED BY **RAPNET**
First 1 2 3 4 ... < > Last

NANO

Personalization

Once the Rapnet connection is set up, the user may want to select some other configuration options. The user can set color for the theme of the Diamond Search by placing a hex code in the Theme box.

www.rapnet.com

Theme [store view]	483F8E Default is 483F8E
Responsive [store view]	Yes
Show Price [store view]	Yes
Show Contact [store view]	No
E-commerce [store view]	Yes
Results Per Page [store view]	30



Round



Pear



Princess



Marquise



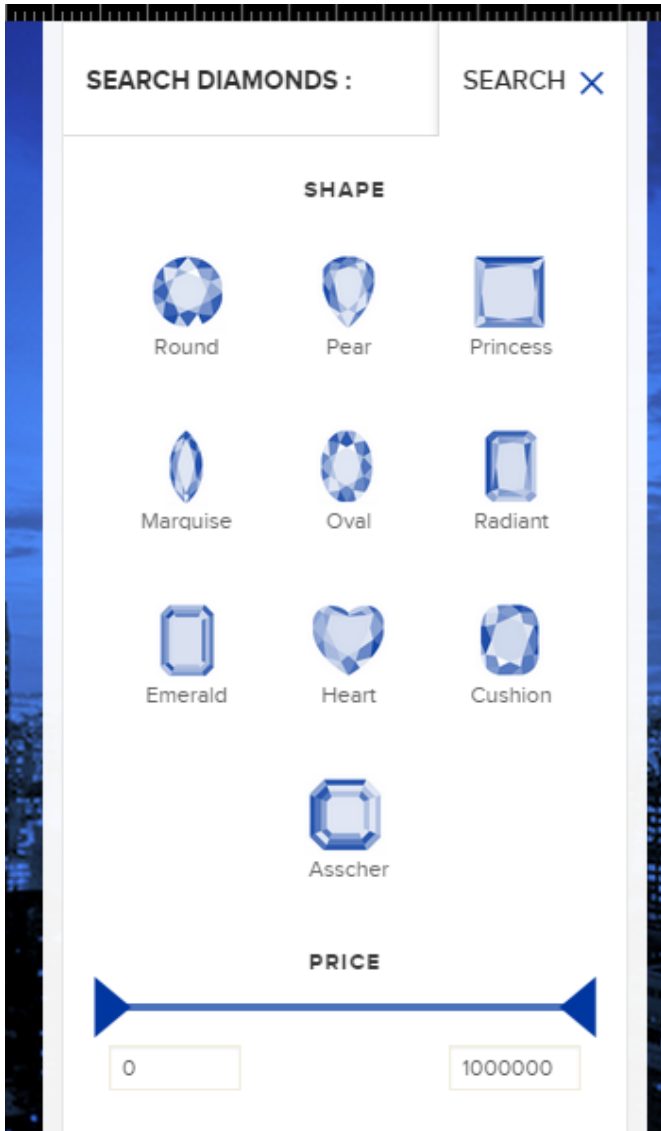
Oval

PRICE

1 1000000

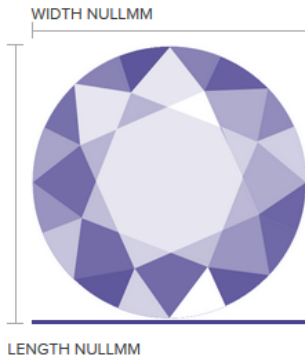
NANO

The Responsive dropdown offers the user the option of turning on a responsive design for mobile platforms.



NANO

The Show price will turn on and off the price to be displayed on the Diamond Product.



0.12-CARAT
ROUND DIAMOND
GRADED BY NONE

\$52

[LEARN MORE](#)

The 0.12 carat round diamond has E color, SI3 clarity and has no diamond grading report.

The Show contact will add a button for a contact form to the Diamond Product.

QUESTIONS?

It has E color, SI3 clarity and has no

NANO



ASK US ABOUT THIS DIAMOND

YOUR NAME

YOUR EMAIL

MESSAGE

The 0.12 carat round diamond has E color, SI3 clarity and has no diamond grading report with Stock Number of 102806001.

SEND

The E-commerce option will add the “Add to Cart” Button

ADD TO CART

QUESTIONS?

NANO

Lastly, Results Per Page controls the number of Diamond Products to be displayed before pagination begins.

Round	0.20	M	SI3	Very Good	Very Good	Very Good	NONE	\$67
Marquise	0.24	K	I1		Good	Good	NONE	\$68
Round	0.18	M	SI1	Excellent	Very Good	Very Good	NONE	\$70
Round	0.18	M	SI2	Excellent	Very Good	Very Good	NONE	\$72
Round	0.18	M	SI2	Very Good	Very Good	Very Good	NONE	\$73
Round	0.23	M	SI1	Excellent	Very Good	Very Good	NONE	\$73
Round	0.20	L	I1	Excellent	Very Good	Very Good	NONE	\$75
Round	0.18	M	SI1	Excellent	Very Good	Very Good	NONE	\$76
Round	0.18	L	I1	Very Good	Very Good	Very Good	NONE	\$78
Round	0.12	E	SI3	Excellent	Very Good	Very Good	NONE	\$78

POWERED BY **RAPNET** First **1** 2 3 4 ... < > Last

NANO

Congratulations! You are ready to use the Diamond Search Module

SEARCH DIAMONDS : Showing 273,022 diamonds
SEARCH ✕

SHAPE

Round

Pear

Princess

Marquise

Oval

Radiant

Emerald

Heart

Cushion

Asscher

PRICE

CARAT

COLOR / FANCY

DEFGHIJKLM

CLARITY

IFVVS1VVS2VS1VS2SI1SI2SI3I1

CUT

ExcellentVery GoodGoodFair

POLISH

ExcellentVery GoodGoodFair

SYMMETRY

ExcellentVery GoodGoodFair

CERTIFICATE / LAB

AGSCGLGIAHRDIGINONE

RESET

SEARCH

Round	0.20	L	I1	Excellent	Very Good	Very Good	NONE	\$75
Round	0.18	M	SI1	Excellent	Very Good	Very Good	NONE	\$76
Round	0.18	L	I1	Very Good	Very Good	Very Good	NONE	\$78
Round	0.12	E	SI3	Excellent	Very Good	Very Good	NONE	\$78

POWERED BY **RAPNET**
First 1 2 3 4 ... < > Last

NANO

For questions or support

Email: support@nanowebgroup.com