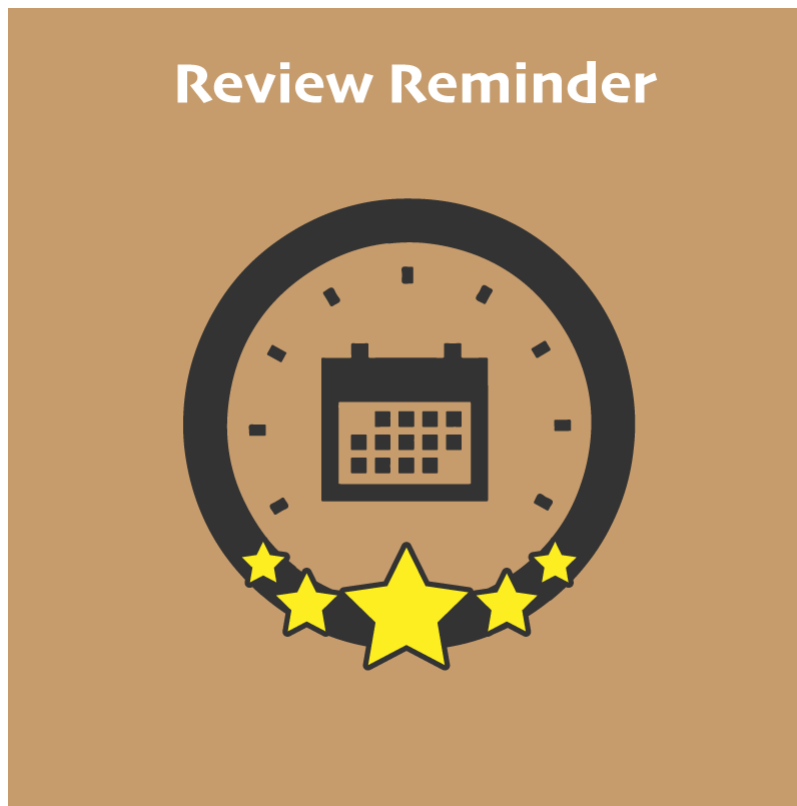


## **Review Reminder for Magento 2**

### **User Guide**



### **Table of Content**

1. [Extension Installation Guide](#)
2. [Configuration](#)
3. [Review Reminder Email to Customer](#)

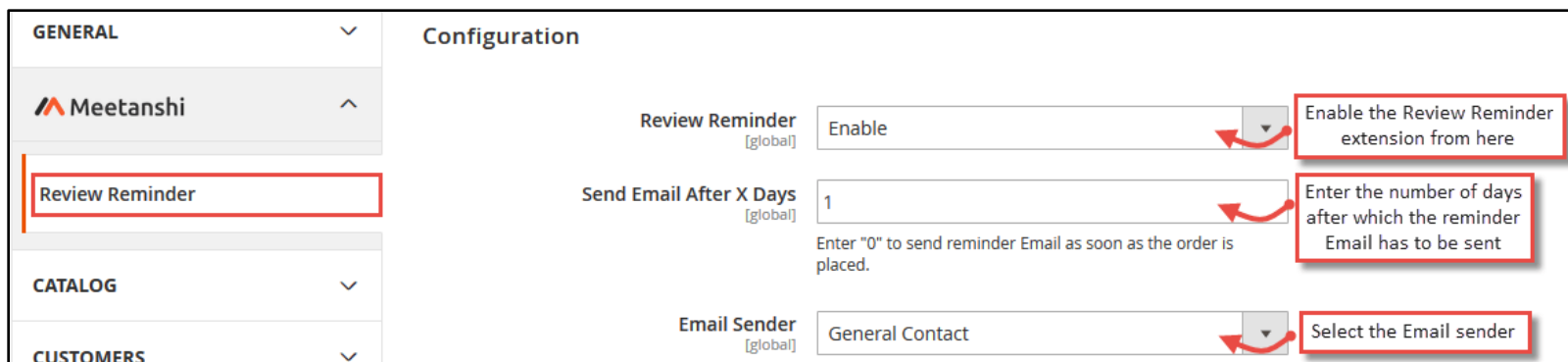
## 1. Extension Installation

- Create a folder structure in Magento root as app/code/Meetanshi/ReviewReminderBasic
- Download and extract the zip folder and upload our extension files to the app/code/Meetanshi/ReviewReminderBasic via FTP.
- Login to your SSH and run below commands step by step:
  - php bin/magento setup:upgrade
  - For Magento version 2.0.x to 2.1.x - php bin/magento setup:static-content:deploy
  - For Magento version 2.2.x & above - php bin/magento setup:static-content:deploy -f
  - php bin/magento cache:flush

## 2. Configuration

For configuring the extension, login to Magento 2, move to **Stores → Configuration → Review Reminder** where you can find various settings to enable the extension.

- **Review Reminder:** Enable Review Reminder extension.
- **Send Email After X Days:** Enter number of days after which you want to send a reminder Email to customers, requesting to submit a review.
- **Email Sender:** Select the Email sender for reminder Email.

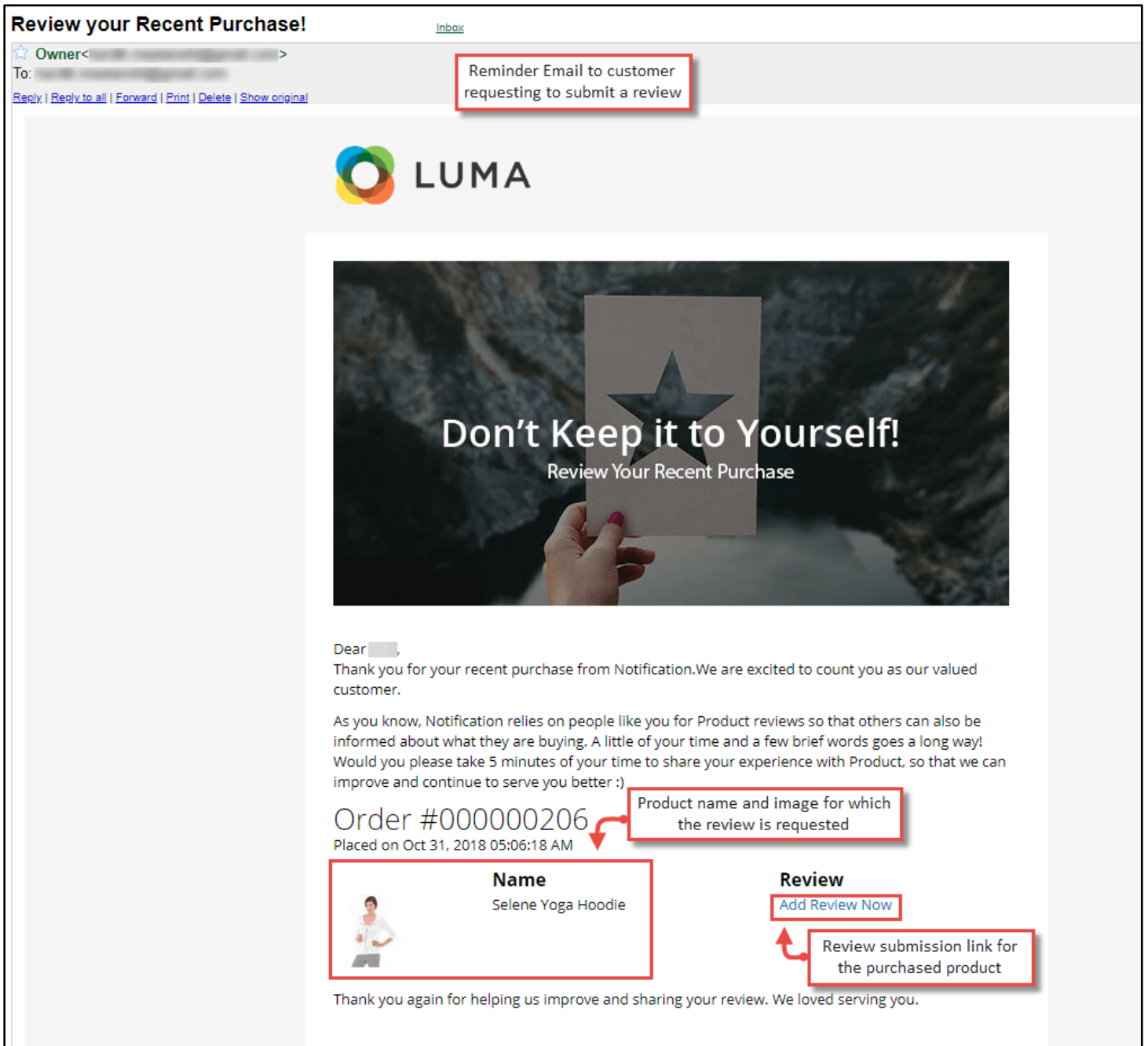


The screenshot displays the Magento 2 Configuration interface for the 'Review Reminder' extension. The left sidebar shows the navigation menu with 'Review Reminder' selected. The main content area shows the following settings:

- Review Reminder** [global]: Set to 'Enable'. A red box highlights this setting with the instruction: 'Enable the Review Reminder extension from here'.
- Send Email After X Days** [global]: Set to '1'. A red box highlights this setting with the instruction: 'Enter the number of days after which the reminder Email has to be sent'. Below the input field, it says: 'Enter "0" to send reminder Email as soon as the order is placed.'
- Email Sender** [global]: Set to 'General Contact'. A red box highlights this setting with the instruction: 'Select the Email sender'.

### 3. Review Reminder Email to Customer


The extension offers a functionality to send a review reminder Email to customer after configured number of days of purchase. The Email has the product details such as name and image to let customer know for what product the review is requested. Also, a review submission link is added in the Email for customers to easily submit their review, following that link.




**Review your Recent Purchase!** [Inbox](#)

★ Owner <[redacted]>  
To: [redacted]  
[Reply](#) | [Reply to all](#) | [Forward](#) | [Print](#) | [Delete](#) | [Show original](#)

Reminder Email to customer requesting to submit a review


 **LUMA**



Dear [redacted],  
Thank you for your recent purchase from Notification. We are excited to count you as our valued customer.

As you know, Notification relies on people like you for Product reviews so that others can also be informed about what they are buying. A little of your time and a few brief words goes a long way! Would you please take 5 minutes of your time to share your experience with Product, so that we can improve and continue to serve you better :)

Order #000000206 [Product name and image for which the review is requested](#)  
Placed on Oct 31, 2018 05:06:18 AM

Name	Review
 Selene Yoga Hoodie	<a href="#">Add Review Now</a> <a href="#">Review submission link for the purchased product</a>

Thank you again for helping us improve and sharing your review. We loved serving you.