

MTN Pay for Magento 2

User Guide




Table of Content

1. [Extension Installation](#)
2. [Configuration](#)
3. [MTN Pay in Frontend](#)
4. [MTN Pay in Backend](#)

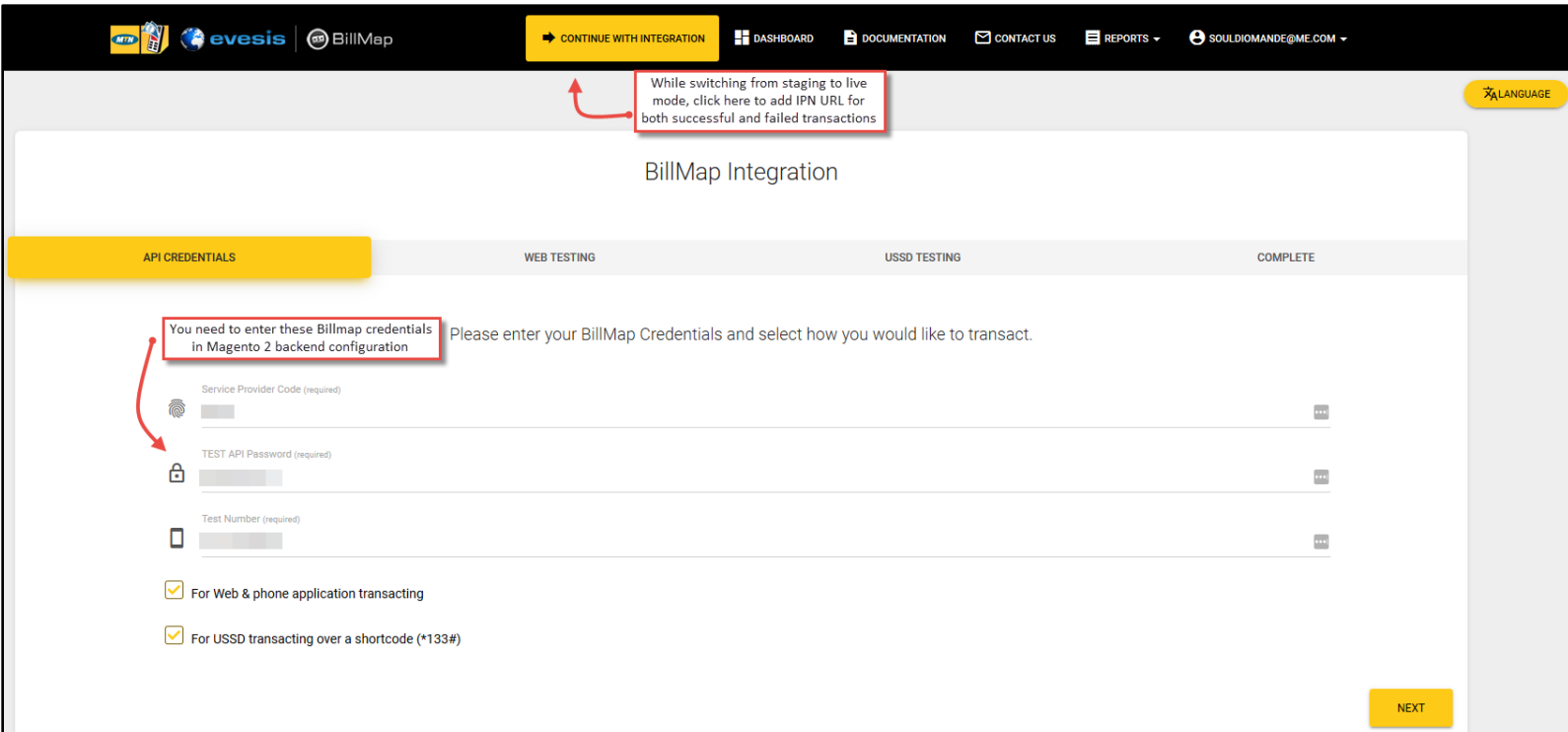
1. Extension Installation

- Extract the zip folder and upload our extension to root of your Magento 2 directory via FTP.
- Login to your SSH and run below commands step by step:
 - php bin/magento setup:upgrade
 - For Magento version 2.0.x to 2.1.x - php bin/magento setup:static-content:deploy
 - For Magento version 2.2.x & above - php bin/magento setup:static-content:deploy -f
 - php bin/magento cache:flush
- That's it.

2. Configuration

For configuring the extension, login to Magento 2, move to **Sales → Payments Methods → MTN Pay** where you can find various settings to enable the extension.

- **Enabled:** Set “YES” to enable the payment method.
- **Title:** Set the title for the payment method to be displayed in the frontend.
- **Show MTN Logo:** Set YES to show MTN logo along with the payment method in the frontend.
- **Sandbox Mode:** Select YES to enable sandbox mode.
- **Code:** Enter the code provided by the MTN gateway to identify your account.
- **Password:** Enter password for the payment gateway account.



While switching from staging to live mode, click here to add IPN URL for both successful and failed transactions

BillMap Integration

API CREDENTIALS | WEB TESTING | USSD TESTING | COMPLETE

You need to enter these Billmap credentials in Magento 2 backend configuration. Please enter your BillMap Credentials and select how you would like to transact.

Service Provider Code (required)

TEST API Password (required)

Test Number (required)

For Web & phone application transacting

For USSD transacting over a shortcode (*133#)

NEXT

Note: While switching from the staging mode to live mode, click on “**Continue With Integration**” button above and check the checkbox for both the successful and failed transactions and pass the IPN URL for both and click NEXT. You can replace the IPN URL below with your own details.

IPN URL for Successful Transactions:

`http://example.com/mtn/payment/ipn?Reference=2000000011&Amount=100&MSISDN=12345645436&BillMapTransactionId=12345&EWPTTransactionId=79269&ResponseCode=01&ResponseMessage=Successfully`

IPN URL for Failed Transactions:

`http://example.com/mtn/payment/ipn?Reference=000000012&Amount=250&MSISDN=24564893145436&BillMapTransactionId=449846&EWPTTransactionId=74582&ResponseCode=529&ResponseMessage=TARGET_AUTHORIZATION_ERROR`

- **Instructions:** Add instructions to show along with the payment method in frontend.
- **Sort Order:** Enter Sort Order of the payment method display in frontend.

Configuration Save Config

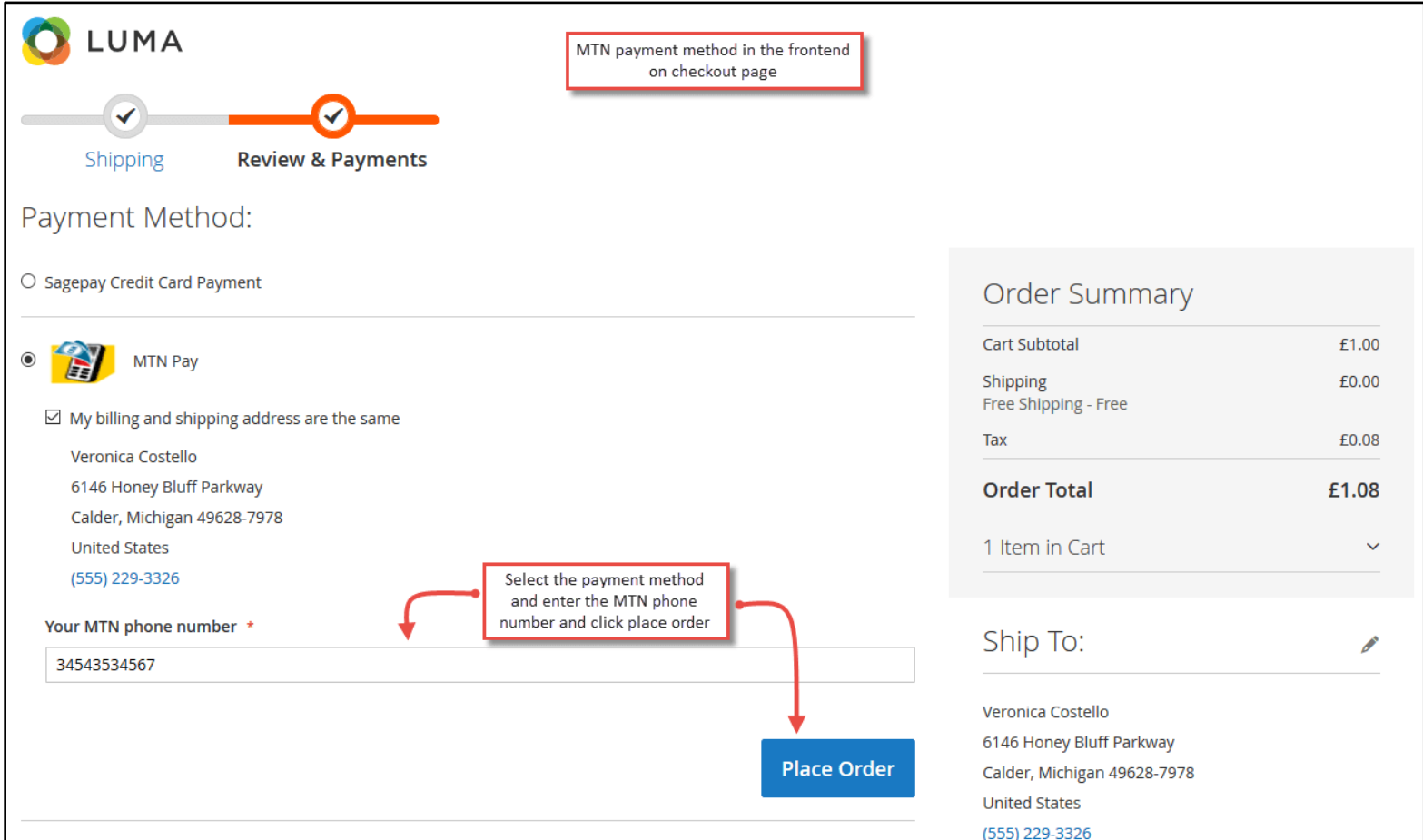
Authorize.net Direct Post

MTN Pay

Enabled <small>[website]</small>	Yes	Enable MTN Pay extension from here
Title <small>[store view]</small>	MTN Pay	Set title of the payment method to show in the frontend
Show Mtn Logo <small>[store view]</small>	Yes	Set YES to show MTN logo along with the payment method in the frontend
Sandbox Mode <small>[website]</small>	Yes	Set YES to enable the sandbox mode
Code <small>[website]</small>	ZOYA	Enter the code provided by Billmap to identify your account
Password <small>[website]</small>	*****	Enter the password to authenticate payment requests
Instructions <small>[store view]</small>		Enter additional instructions to show with the payment method in the frontend
Sort Order <small>[store view]</small>	0	Enter sort order of the payment method

3. MTN Pay in Frontend

Once the payment method is configured, MTN payment method is shown on the frontend while checking out the products. Just enter MTN phone number and click to place order.




The screenshot displays the checkout process for LUMA. At the top, a progress bar shows 'Shipping' as completed and 'Review & Payments' as the current step. The 'Payment Method' section has two options: 'Sagepay Credit Card Payment' (unselected) and 'MTN Pay' (selected). Below the MTN Pay option, there is a checkbox for 'My billing and shipping address are the same', which is checked. The shipping address is listed as Veronica Costello, 6146 Honey Bluff Parkway, Calder, Michigan 49628-7978, United States, with a phone number (555) 229-3326. A text field for 'Your MTN phone number' contains the number 34543534567. A blue 'Place Order' button is visible at the bottom right. A red box highlights the 'Place Order' button with arrows pointing to the payment method selection and the phone number field, accompanied by the text: 'Select the payment method and enter the MTN phone number and click place order'. Another red box at the top right highlights the 'MTN Pay' option with the text: 'MTN payment method in the frontend on checkout page'. On the right side, an 'Order Summary' table shows a Cart Subtotal of £1.00, Shipping of £0.00, Tax of £0.08, and an Order Total of £1.08. Below the summary, it indicates '1 Item in Cart'. The 'Ship To' section shows the same address as above.

LUMA

Shipping **Review & Payments**

Payment Method:

Sagepay Credit Card Payment

 MTN Pay

My billing and shipping address are the same

Veronica Costello
6146 Honey Bluff Parkway
Calder, Michigan 49628-7978
United States
[\(555\) 229-3326](tel:(555)229-3326)

Your MTN phone number *

34543534567

Place Order

Order Summary

Cart Subtotal	£1.00
Shipping	£0.00
Free Shipping - Free	
Tax	£0.08
Order Total	£1.08

1 Item in Cart

Ship To:

Veronica Costello
6146 Honey Bluff Parkway
Calder, Michigan 49628-7978
United States
[\(555\) 229-3326](tel:(555)229-3326)

- **MTN Pay in “My Account” section**

Once the order is placed, the MTN payment method details is shown in the Account dashboard, in “My Orders” tab which includes method response code, response message, EWP transaction ID, and Bill Map transaction ID.

Account Dashboard

My Orders

My Downloadable Products

My Wish List

Address Book

Account Information

Stored Payment Methods

Billing Agreements

My Product Reviews

Newsletter Subscriptions

My Saved Card Identifiers

Order # 000000147 PROCESSING

October 27, 2018 MTN pay payment details in My Account section

[Reorder](#) [Print Order](#)

Items Ordered

Product Name	SKU	Price	Qty	Subtotal
Joust Duffle Bag	24-MB01	£1.00	Ordered: 1	£1.00
Subtotal				£1.00
Shipping & Handling				£0.00
Tax				£0.08
Grand Total				£1.08

Compare Products


You have no items to compare.

Recently Ordered

Joust Duffle Bag

[Add to Cart](#) [View All](#)

My Wish List (7 items)



Overnight Duffle ×

£45.00

[Add to Cart](#)

Order Information

<p>Shipping Address</p> <p>Veronica Costello 6146 Honey Bluff Parkway Calder, Michigan, 49628-7978 United States T: (555) 229-3326</p>	<p>Shipping Method</p> <p>Free Shipping - Free</p>	<p>Billing Address</p> <p>Veronica Costello 6146 Honey Bluff Parkway Calder, Michigan, 49628-7978 United States T: (555) 229-3326</p>	<p>Payment Method</p> <p>MTN Pay</p> <table style="width: 100%; border-collapse: collapse;"> <tr> <td style="border-top: 1px solid gray;">Response Code</td> <td>1000</td> </tr> <tr> <td style="border-top: 1px solid gray;">Response Message</td> <td>Pending</td> </tr> <tr> <td style="border-top: 1px solid gray;">EWP Transaction ID</td> <td>73156</td> </tr> <tr> <td style="border-top: 1px solid gray;">Bill Map Transaction ID</td> <td>44501</td> </tr> </table>	Response Code	1000	Response Message	Pending	EWP Transaction ID	73156	Bill Map Transaction ID	44501
Response Code	1000										
Response Message	Pending										
EWP Transaction ID	73156										
Bill Map Transaction ID	44501										

4. MTN Pay in Backend

The Order View backend shows the payment information to admin. It displays the payment method name, response code, response message, EWP transaction ID, and Bill Map transaction ID.

#000000147 MTN Pay payment details in Sales -> Orders in backend

← Back Cancel Send Email Void Hold Invoice Ship Reorder

Payment & Shipping Method

Payment Information

MTN Pay

Response Code: 1000

Response Message: Pending

EWP Transaction ID: 73156

Bill Map Transaction ID: 44501

The order was placed using GBP.

Shipping & Handling Information

Free Shipping - Free £0.00

Items Ordered

Product	Item Status	Original Price	Price	Qty	Subtotal	Tax Amount	Tax Percent	Discount Amount	Row Total
Joust Duffle Bag SKU: 24-MB01	Ordered	£1.00	£1.00	Ordered 1	£1.00	£0.08	8.25%	£0.00	£1.08

Order Total

Notes for this Order

Status: Processing

Comment:

Notify Customer by Email

Visible on Storefront

Order Totals

Subtotal	£1.00
Shipping & Handling	£0.00
Tax	£0.08
Grand Total	£1.08
Total Paid	£0.00
Total Refunded	£0.00
Total Due	£1.08

If you have any question or need support, Contact us at <https://meetanshi.com/contacts/>