

## Limit Quantity Per Category for Magento 2 User Guide



### Table of Content

1. [Extension Installation Guide](#)
2. [Configuration](#)
3. [Limit Quantity Per Category in Frontend](#)

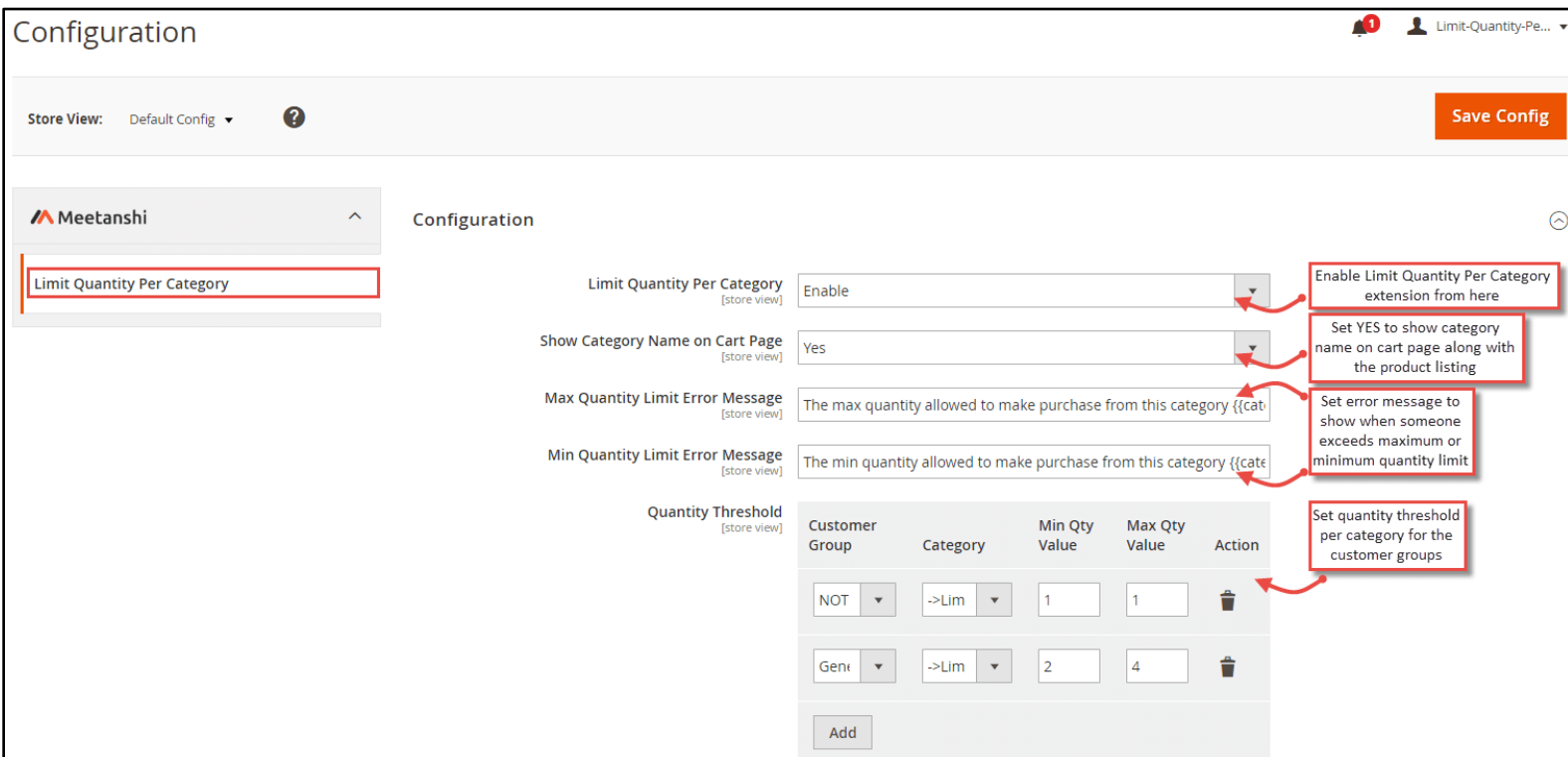
## 1. Extension Installation

- Create a folder structure in Magento root as app/code/Meetanshi/LimitQuantityPerCategory
- Download and extract the zip folder and upload our extension files to the app/code/Meetanshi/LimitQuantityPerCategory via FTP.
- Login to your SSH and run below commands step by step:
  - php bin/magento setup:upgrade
  - For Magento version 2.0.x to 2.1.x - php bin/magento setup:static-content:deploy
  - For Magento version 2.2.x & above - php bin/magento setup:static-content:deploy -f
  - php bin/magento cache:flush

## 2. Configuration

To configure the extension, login to Magento 2 backend, move to **Stores → Configuration → Limit Quantity Per Category** where you can find various settings to configure the extension.

- **Limit Quantity Per Category:** Enable the extension from here.
- **Show Category Name on Cart Page:** Set YES to show category name on the cart page under the product listing.
- **Max Quantity Limit Error Message:** Enter an error message to show when someone exceeds maximum quantity limit for the category.
- **Min Quantity Limit Error Message:** Enter an error message to show when someone underreaches minimum quantity limit for the category.
- **Quantity Threshold:** Set quantity threshold per category for various customer groups.



Configuration

Store View: Default Config

Save Config

Meetanshi Configuration

Limit Quantity Per Category [store view] Enable

Show Category Name on Cart Page [store view] Yes

Max Quantity Limit Error Message [store view] The max quantity allowed to make purchase from this category {{cate

Min Quantity Limit Error Message [store view] The min quantity allowed to make purchase from this category {{cate

Quantity Threshold [store view]

Customer Group	Category	Min Qty Value	Max Qty Value	Action
NOT	->Lim	1	1	
Gen	->Lim	2	4	

Add

Enable Limit Quantity Per Category extension from here

Set YES to show category name on cart page along with the product listing

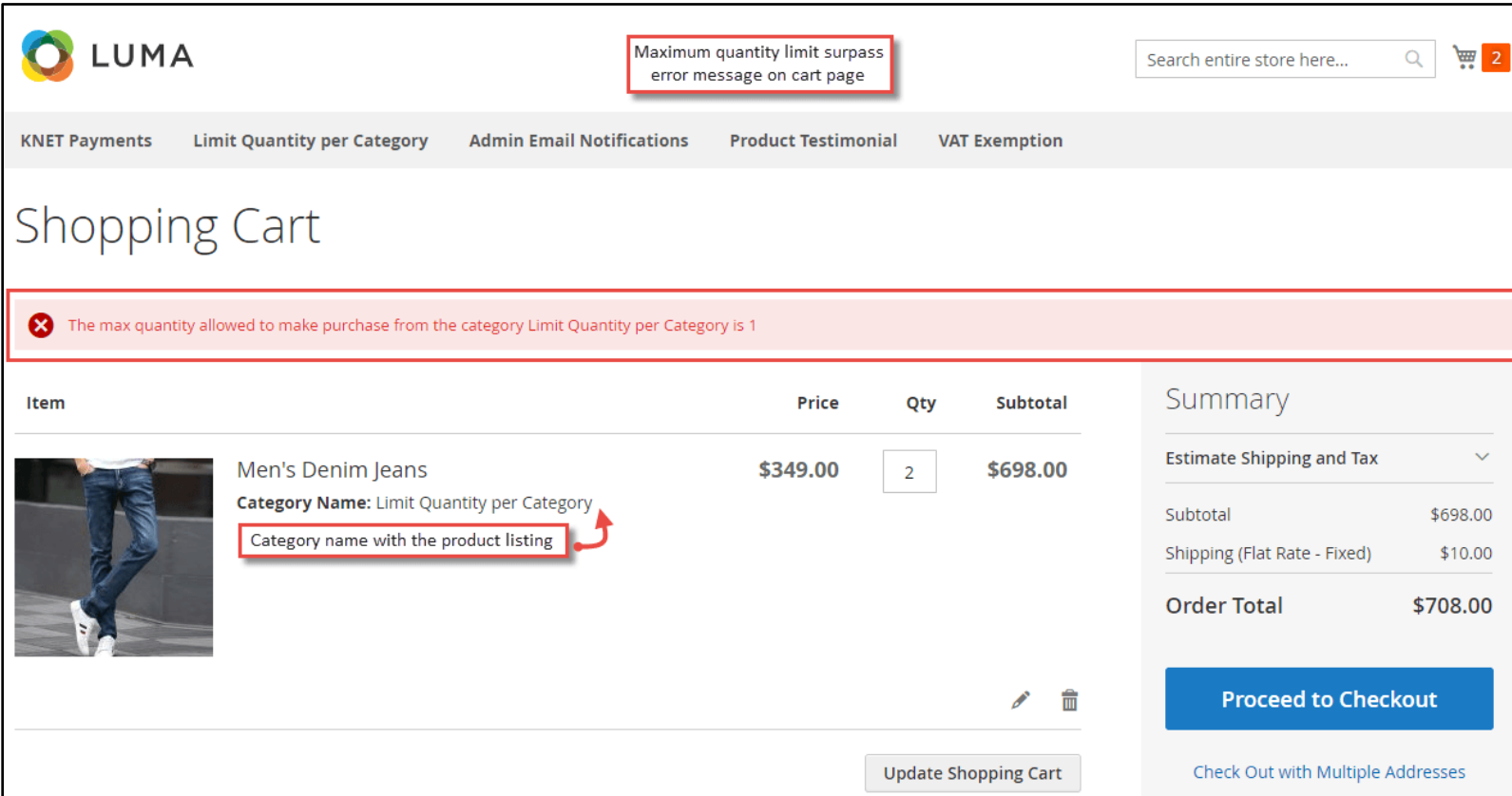
Set error message to show when someone exceeds maximum or minimum quantity limit

Set quantity threshold per category for the customer groups


### 3. Limit Quantity Per Category in Frontend

Once the settings are configured properly, when a customer from the frontend adds a product to cart with the quantity higher or lesser than the set threshold, an error message is show accordingly.

- **Maximum Quantity Limit Surpass Error Message on Cart Page**



The screenshot shows a shopping cart page for the LUMA theme. At the top, there is a navigation bar with the LUMA logo, a search bar, and a shopping cart icon with a '2' badge. Below the navigation bar, there are several menu items: KNET Payments, Limit Quantity per Category, Admin Email Notifications, Product Testimonial, and VAT Exemption. The main heading is 'Shopping Cart'. A red error message banner at the top of the cart area reads: 'The max quantity allowed to make purchase from the category Limit Quantity per Category is 1'. Below this, there is a table with columns for Item, Price, Qty, and Subtotal. The table contains one item: 'Men's Denim Jeans' with a price of \$349.00 and a quantity of 2, resulting in a subtotal of \$698.00. A red box highlights the 'Category Name: Limit Quantity per Category' text, with an arrow pointing to the error message. Another red box highlights the error message itself. To the right of the table is a 'Summary' section with a dropdown for 'Estimate Shipping and Tax'. The summary shows a subtotal of \$698.00, shipping of \$10.00, and an order total of \$708.00. There is a 'Proceed to Checkout' button and a link for 'Check Out with Multiple Addresses'. At the bottom of the cart area, there is an 'Update Shopping Cart' button.

Item	Price	Qty	Subtotal
 Men's Denim Jeans Category Name: Limit Quantity per Category	\$349.00	2	\$698.00

Summary

Estimate Shipping and Tax

Subtotal \$698.00

Shipping (Flat Rate - Fixed) \$10.00


Order Total \$708.00

Proceed to Checkout



Check Out with Multiple Addresses

Update Shopping Cart

- **Minimum Quantity Limit Underreach Error Message on Cart Page**





Minimum quantity limit underreach error message on cart page

Search entire store here...  

[KNET Payments](#) [Limit Quantity per Category](#) [Admin Email Notifications](#) [Product Testimonial](#) [VAT Exemption](#)


## Shopping Cart

 The min quantity allowed to make purchase from the category Limit Quantity per Category is 2

Item	Price	Qty	Subtotal
 <p>Men's Denim Jeans <b>Category Name:</b> Limit Quantity per Category</p> <p><a href="#">Move to Wishlist</a></p>	\$349.00	<input type="text" value="1"/>	\$349.00

[Update Shopping Cart](#)

### Summary

[Estimate Shipping and Tax](#) 

Subtotal \$349.00

Shipping (Flat Rate - Fixed) \$5.00

**Order Total \$354.00**

[Proceed to Checkout](#)

[Check Out with Multiple Addresses](#)