

Hide Price for Magento 2

User Guide




Table of Content

1. [Extension Installation Guide](#)
2. [Configuration](#)
3. [Product Specific Hide Price](#)
4. [Hide Price on Frontend](#)

1. Extension Installation

- Create a folder structure in Magento root as app/code/Meetanshi/HidePrice
- Download and extract the zip folder and upload our extension files to the app/code/Meetanshi/HidePrice via FTP.
- Login to your SSH and run below commands step by step:
 - php bin/magento setup:upgrade
 - For Magento version 2.0.x to 2.1.x - php bin/magento setup:static-content:deploy
 - For Magento version 2.2.x & above - php bin/magento setup:static-content:deploy -f
 - php bin/magento cache:flush

2. Configuration

For configuring the extension, login to Magento 2, move to **Stores → Configuration → Hide Price** where you can find various settings to enable the extension.

- **Hide Price:** Enable or disable the extension from here.
- **Hide Price Scope:** Set scope to enable hide price for. If you select product specific scope, make sure to enable product specific hide price as shown further in the document.
- **Select Categories:** Select categories on which you want to enable Hide Price.
- **Hide Price Text:** Set text or any HTML code to show in place of the product price.
- **Enable Hide Price for Selected Groups:** Set “YES” to enable Hide Price for specific customer group. If you select YES, you have to select customer groups from the drop down below this option.
- **Select Customer Groups:** Select customer groups to enable hide price for.

Configuration

Store View: Default Config

Save Config

Meetanshi

Configuration

Hide Price

Hide Price [store view]
Enable

Enable the extension from here

Hide Price Scope [store view]
Category Specific

Set scope to enable hide price for

Product price will be hidden for selected Scope

Select Categories [store view]

Tees
Erin Recommends
Performance Fabrics
Eco Friendly
Sale
What's New
Performance Sportswear New
Eco Collection New
Hide Price
Product Attachments

Select categories on which you want to enable hide price

Product price will be hidden for selected Categories.

Hide Price Text [store view]

```
<a href="http://meetanshi.in/demo1/customer/account/login/referer/aHR0cDovL21lZXRhbnNoaS5pbj9kZW1vMS8%2C/">Login To See Price</a>
```

Set text or any HTML code to show in place of price

Display the above text when price is hidden.

Enable Hide Price for Selected Groups [store view]

Yes

Set YES to enable hide price for specific customer groups

Select Customer Groups [store view]

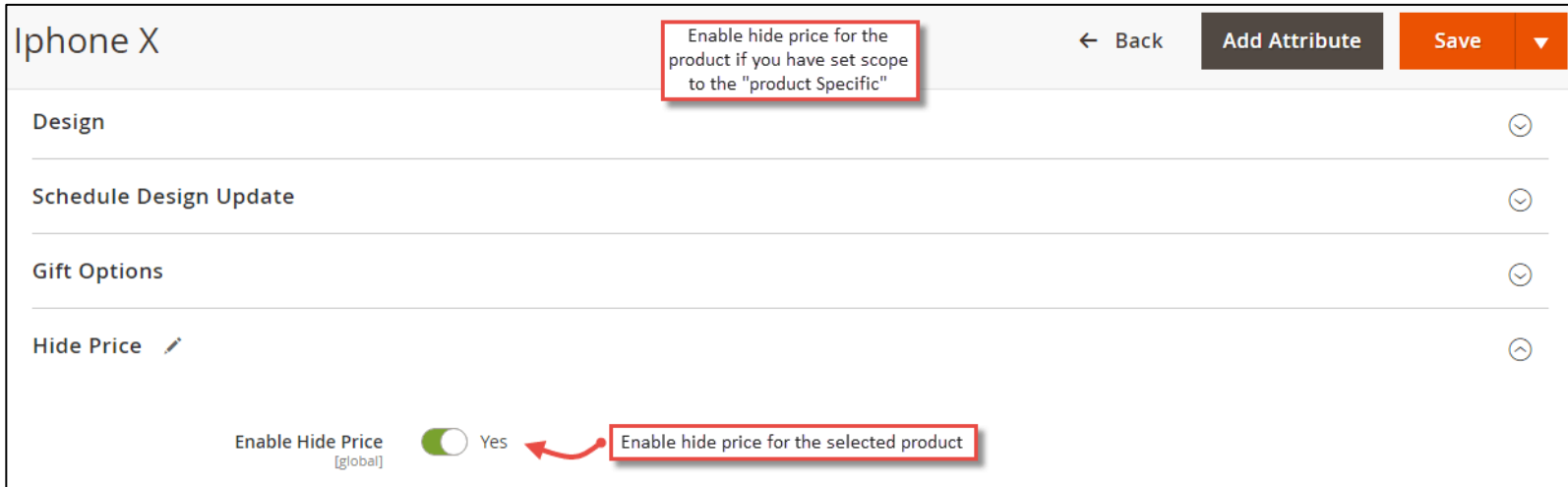
NOT LOGGED IN
General
Wholesale
Retailer

Select customer groups to enable hide price on

Product price will be hidden for selected customer groups only.

3. Product Specific Hide Price

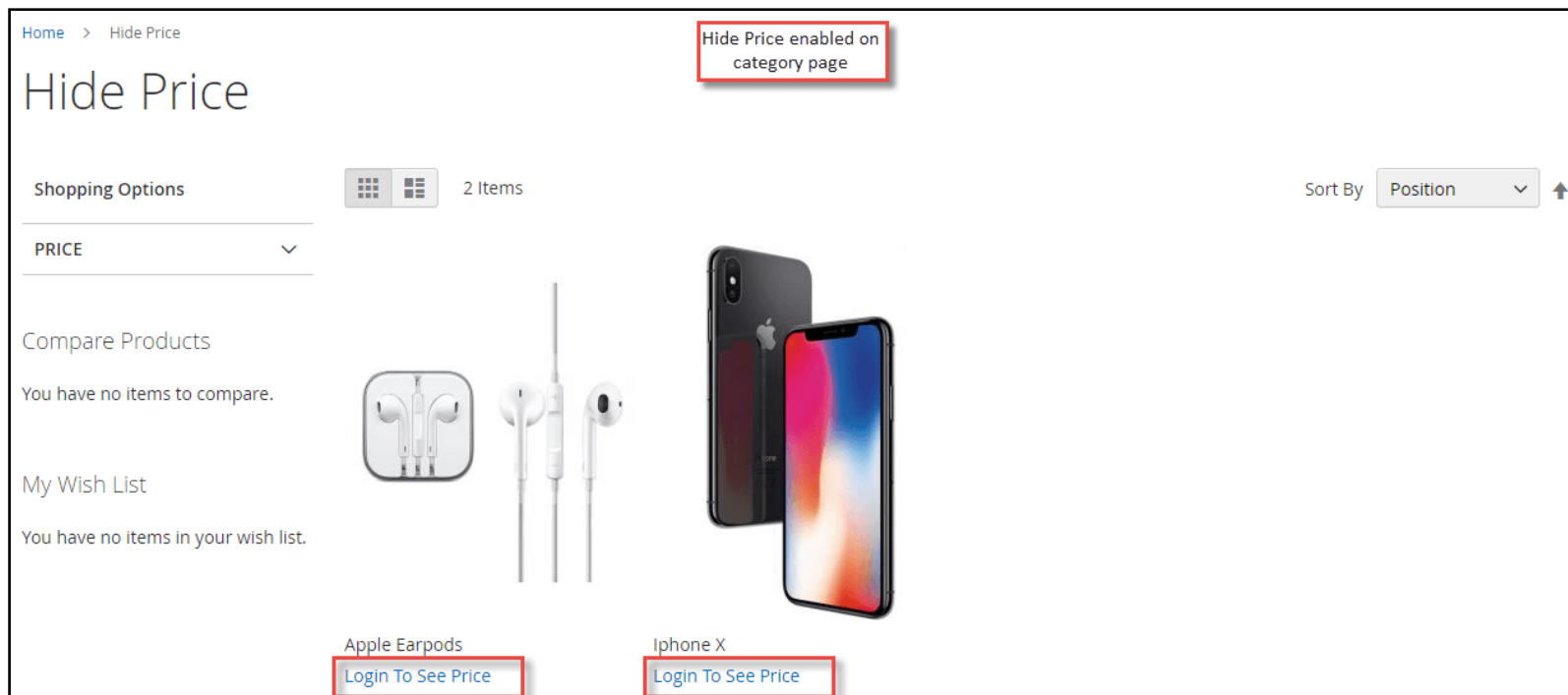
The extension facilitates to hide product specific price. To enabling it, select the product specific hide price scope while configuring the extension. In **Catalog → Products → Edit Product**, enable the hide price from the tab and it's done.



4. Hide Price on Frontend

Once you have configured the extension successfully, Price details will not be displayed in the frontend for the selected scope and set customer groups.


- **Hide Price on Category Page**



- **Hide Price on Product Page**

Home > Hide Price > Iphone X

Hide Price enabled on product page



Iphone X

Be the first to review this product

Login To See Price

IN STOCK
SKU#: Iphone X

♥ ADD TO WISH LIST 📊 ADD TO COMPARE ✉ EMAIL