

# Cardsave Direct Payments for Magento 2

## User Guide



### Table of Content

1. [Extension Installation Guide](#)
2. [Configuration](#)
3. [Cardsave Direct Payments in Frontend](#)
4. [Cardsave Payment Details in Order View Backend](#)
5. [Cardsave Payment Method for Backend Order](#)

## 1. Extension Installation

- Extract the zip folder and upload our extension to the root of your Magento 2 directory via FTP.
- Login to your SSH and run below commands step by step:
  - php bin/magento setup:upgrade
  - For Magento version 2.0.x to 2.1.x - php bin/magento setup:static-content:deploy
  - For Magento version 2.2.x & above - php bin/magento setup:static-content:deploy -f
  - php bin/magento cache:flush
- That's it.

## 2. Configuration

For configuring the extension, login to Magento 2, move to **Stores → Configuration → Sales → Payment Methods**, find the Cardsave Direct Payments to configure.

- **Enabled:** Enable or disable Cardsave Direct Payments extension from here.
- **Title:** Enter title for the Cardsave Direct Payments to show in frontend.
- **Show Cardsave Logo:** Select YES to show Worldpay logo on the checkout page in frontend.
- **Payment Gateway URL Domain:** Enter payment gateway URL domain provided by Cardsave payment gateway while registration.
- **Sandbox Mode:** Set YES to enable sandbox mode for the payment gateway.
- **Merchant ID:** Enter the merchant ID you have got while registration.
- **Password:** Enter password you have got while registration.
- **Payment Action:** Select one of the payment actions for the payment capture.
- **New Order Status:** Select the order status to assign to the new orders placed through this payment method.
- **Vendor Reference Prefix String:** Enter prefix or the orders for the vendor reference of the transactions.
- **Credit Card Types:** Select the credit cards to allow make payment while using this payment method.
- **Payment from Applicable Countries:** Select countries to allow use of payment method.
- **Debug:** Select YES to enable debug.
- **Instructions:** Enter additional instructions to show on the checkout page in frontend.
- **Sort Order:** Enter sort order of the payment method.

## Configuration

Save Config

- CATALOG ▾
- CUSTOMERS ▾
- SALES ▴
- Sales
- Sales Emails
- PDF Print-outs
- Tax
- Checkout
- Shipping Settings
- Multishipping Settings
- Shipping Methods
- Google API
- Payment Methods**
- Fraud Protection
- DOTMAILER ▾
- SERVICES ▾
- ADVANCED ▾

### Cardsave Direct - Meetanshi

**Enabled** [website] Yes Enable Cardsave payment method from here

**Title** [store view] Cardsave Direct Payments by Worldpay Enter title of the payment method to show in frontend  
Payment method title displayed on Checkout Page

**Show Cardsave Logo** [store view] Yes Select YES to show Worldpay logo on the checkout page  
Show Cardsave Logo on Checkout Page

**Payment Gateway URL Domain** [store view]  Enter payment gateway URL domain provided by Cardsave

**Sandbox Mode** [website] Yes Set YES to enable sandbox mode

**Merchant ID** [website] ..... Enter merchant ID and password provided by Cardsave while registration

**Password** [website] ..... Enter merchant ID and password provided by Cardsave while registration

**Payment Action** [website] Authorize and Capture (Payment) Select payment action

**New Order Status** [website] Processing Select status for new order

**Vendor Reference Prefix String** [website] mg2- Set vendor reference prefix for the order reference  
This will be used to prefix the unique reference for the customers' transactions

**Credit Card Types** [store view] American Express, Visa, MasterCard, Discover, Other Select credit card types to allow using Cardsave

**Payment from Applicable Countries** [store view] All Allowed Countries Select countries to allow using the payment method

**Payment from Specific Countries** [store view] Afghanistan, Albania, Algeria, American Samoa, Andorra, Angola, Anguilla, Antarctica, Antigua & Barbuda, Argentina Use system value

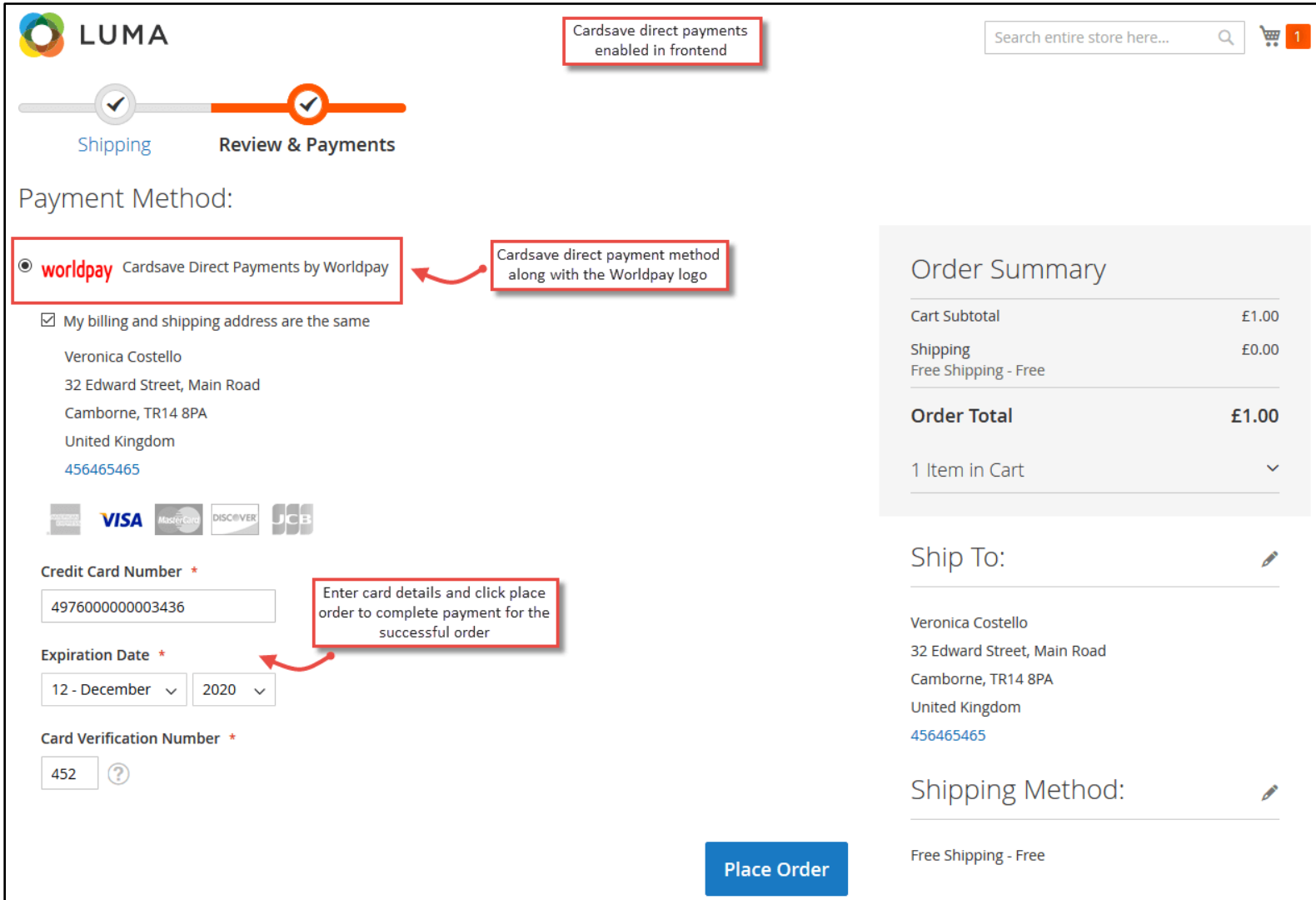
**Debug** [website] Yes Select YES to enable debug



**Instructions** [store view] Please enter your card details to finish the payment and place the order. Enter additional information to show on the checkout page

**Sort Order** [store view]  Enter sort of the payment method

### 3. Cardsave Direct Payments in Frontend

Once the extension is configured, it can be seen enabled on frontend. Simply add products to cart and at checkout, you can see payment method enabled. Select it, add card details and click to finish payment and place order.



**LUMA** Cardsave direct payments enabled in frontend Search entire store here...   1





**Shipping** **Review & Payments**

Payment Method:

**worldpay** Cardsave Direct Payments by Worldpay Cardsave direct payment method along with the Worldpay logo


My billing and shipping address are the same

Veronica Costello  
32 Edward Street, Main Road  
Camborne, TR14 8PA  
United Kingdom  
[456465465](#)

Credit Card Number \*  
 Enter card details and click place order to complete payment for the successful order


Expiration Date \*


Card Verification Number \*  
 

**Place Order**


#### Order Summary

Cart Subtotal	£1.00
Shipping	£0.00
Free Shipping - Free	
<b>Order Total</b>	<b>£1.00</b>

1 Item in Cart 

Ship To: 

Veronica Costello  
32 Edward Street, Main Road  
Camborne, TR14 8PA  
United Kingdom  
[456465465](#)

Shipping Method: 

Free Shipping - Free

- **Cardsave Payment Details in My Account Section**

Immediately after the order is placed, the Cardsave payment details can be seen in order view under My Account section.

My Account

**My Orders**

My Downloadable Products

My Wish List

---

Address Book

Account Information

Stored Payment Methods

Billing Agreements

---

My Product Reviews

Newsletter Subscriptions

My Saved Card Identifiers

My Order Attachments

## Order # 000000654

PROCESSING

January 17, 2019

Reorder

Cardsave payment details in My Account section

[Print Order](#)

Items Ordered

Invoices

Product Name	SKU	Price	Qty	Subtotal
Joust Duffle Bag	24-MB01	£1.00	Ordered: 1	£1.00
			Subtotal	£1.00
			Shipping & Handling	£0.00
			<b>Grand Total</b>	<b>£1.00</b>

Compare Products

You have no items to compare.

Recently Ordered


Joust Duffle Bag

[Add to Cart](#) [View All](#)

My Wish List (7 items)

### Order Information

<b>Shipping Address</b>	<b>Shipping Method</b>	<b>Billing Address</b>	<b>Payment Method</b>						
Veronica Costello 32 Edward Street Main Road Camborne, TR14 8PA United Kingdom T: 456465465	Free Shipping - Free	Veronica Costello 32 Edward Street Main Road Camborne, TR14 8PA United Kingdom T: 456465465	Cardsave Direct Payments by Worldpay <hr/> <table style="width: 100%; border-collapse: collapse;"> <tr> <td style="width: 60%;"><b>Card Type</b></td> <td>Visa</td> </tr> <tr> <td><b>Card number</b></td> <td>XXXX-3436</td> </tr> <tr> <td><b>Expiration Date</b></td> <td>12/2020</td> </tr> </table>	<b>Card Type</b>	Visa	<b>Card number</b>	XXXX-3436	<b>Expiration Date</b>	12/2020
<b>Card Type</b>	Visa								
<b>Card number</b>	XXXX-3436								
<b>Expiration Date</b>	12/2020								


**Cardsave Direct Payments for Magento 2**

© Meetanshi

#### 4. Cardsave Payment Details in Order View Backend

Apart from My Account section, Cardsave payment details can be found in **Sales → Orders → Order View** section.

#00000654 ← Back   Send Email   Credit Memo   Hold   Ship   Reorder

Cardsave payment details in sales order view backend

---

**Payment & Shipping Method**

**Payment Information**  
 Cardsave Direct Payments by Worldpay

Card Type:	Visa
Card number:	XXXX-3436
Expiration Date:	12/2020

The order was placed using GBP.

**Shipping & Handling Information**  
 Free Shipping - Free £0.00

**Items Ordered**

Product	Item Status	Original Price	Price	Qty	Subtotal	Tax Amount	Tax Percent	Discount Amount	Row Total
Joust Duffle Bag SKU: 24-MB01	Invoiced	£1.00	£1.00	Ordered 1 Invoiced 1	£1.00	£0.00	0%	£0.00	£1.00

---

**Order Total**

**Notes for this Order**

Status: Processing

Comment:

Notify Customer by Email  
 Visible on Storefront

Submit Comment

**Order Totals**

Subtotal	£1.00
Shipping & Handling	£0.00
<b>Grand Total</b>	<b>£1.00</b>
<b>Total Paid</b>	<b>£1.00</b>
<b>Total Refunded</b>	<b>£0.00</b>
<b>Total Due</b>	<b>£0.00</b>

---

Jan 17, 2019 4:58:45 AM | Processing | Customer **Not Notified**  
 Captured amount of £1.00 online. Transaction ID: "325317"

## 5. Cardsave Payment Method for Backend Order

Just as frontend, Cardsave payment method also works with backend orders. Admin needs to create new order and select Cardsave payment method, add card details and click submit order to place order from backend using Cardsave payment method.

Create New Order for Veronica Costello in English Cancel Submit Order

Cardsave payment method enabled in backend while creating new order

Payment & Shipping Information

Payment Method

Cardsave Payment by Worldpay

Cardsave Direct Payments by Worldpay

\* Credit Card Type

Visa

\* Credit Card Number

497600000003436

\* Expiration Date

12 - December 2020

\* Card Verification Number

452

Cash On Delivery

Shipping Method \*

Free Shipping  
Free - £0.00

[Click to change shipping method](#)

Admin can select Cardsave payment method, add card details and submit order from backend

Order Total

Order History

Order Comments

Subtotal	£1.00
Shipping & Handling	£0.00
<b>Grand Total</b>	<b>£1.00</b>

Append Comments

Email Order Confirmation