

Restrict Zip Codes for Magento 2 User Guide

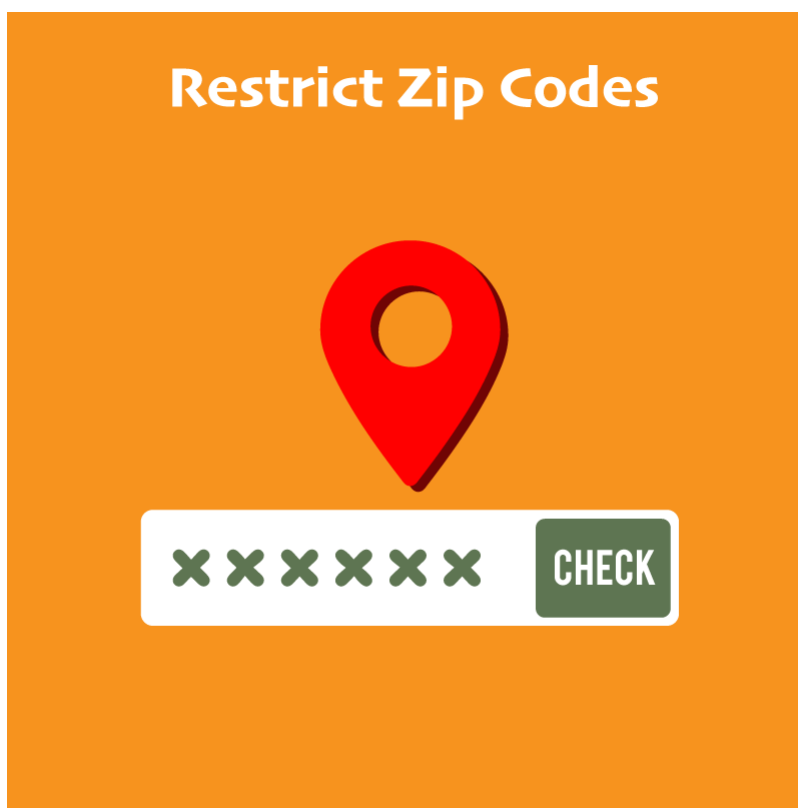


Table of Content

1. [Extension Installation](#)
2. [Configuration](#)
3. [Sample CSV with Zip Codes](#)
4. [Manage Allowed Zip Codes](#)
5. [Restrict Zip Codes in Frontend](#)

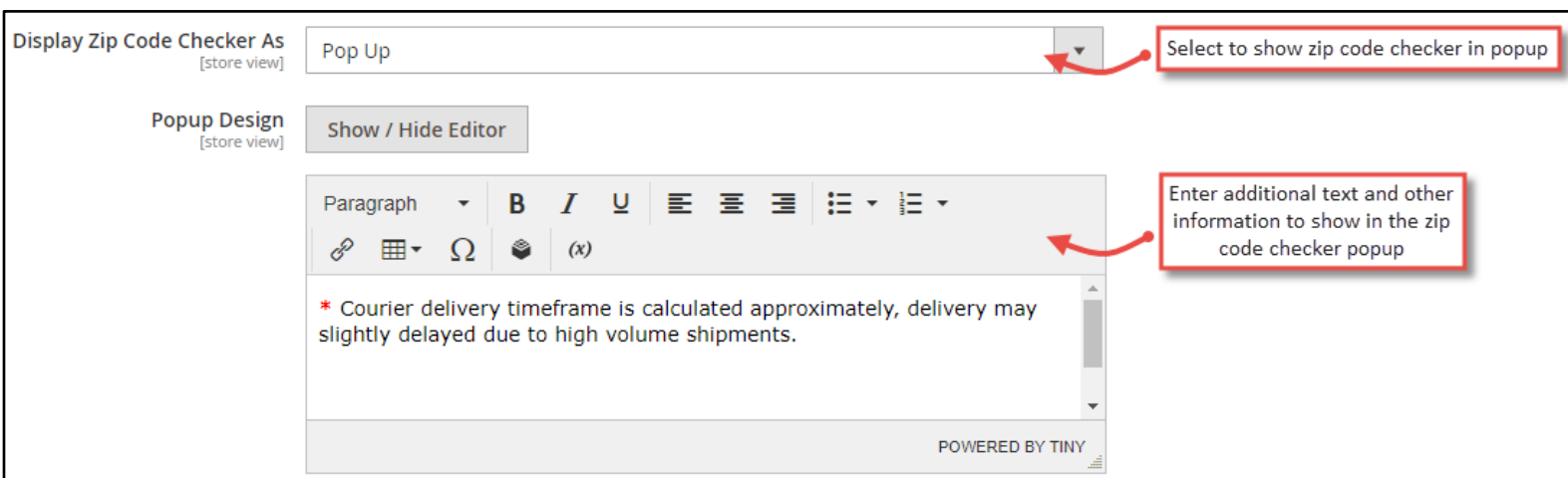
1. Extension Installation

- Create a folder structure in Magento root as app/code/Meetanshi/RestrictZip
- Download and extract the zip folder and upload our extension files to the app/code/Meetanshi/RestrictZip via FTP.
- Login to your SSH and run below commands step by step:
 - php bin/magento setup:upgrade
 - For Magento version 2.0.x to 2.1.x - php bin/magento setup:static-content:deploy
 - For Magento version 2.2.x & above - php bin/magento setup:static-content:deploy -f
 - php bin/magento cache:flush

2. Configuration

For configuring the extension, login to Magento 2, move to **Stores → Configuration → Meetanshi → Restrict Zip Codes** where you can find various settings to enable the extension.

- **Restrict Zip Codes:** Enable the restrict zip codes extension from here.
- **Show Estimated Delivery Time:** Set YES to show the estimated delivery time with the order availability in the frontend. Make sure you have added the estimated delivery days in the CSV you upload.
- **Zip Code Checker Message:** Enter zip code checker message to show on the product page.
- **Delivery Availability Message:** Enter the message to be displayed on delivery availability.
- **Delivery Unavailability Message:** Enter the message to be displayed on delivery unavailability.
- **Delete Existing Zip Codes:** If you are using the extension for the first time, this setting has no concern. But for existing extension users, select YES or No to delete the already added zip codes. Save Configuration immediately after setting this option to get the effect of it in CSV you are going to upload.
- **Import Zip Codes CSV:** Upload the CSV with allowed zip codes and estimated delivery time.
- **Display Zip Code Checker As:** Select one of the options on how you want to show the zip code checker on product page.
 - **Popup:** Show delivery availability checker in a popup.
 - **Popup Design:** Enter additional information to show in the delivery availability checker popup.



Display Zip Code Checker As [store view] Pop Up

Popup Design [store view] Show / Hide Editor

Paragraph **B** *I* U [List icons] [Link icon] [Table icon] [Omega icon] [X icon]

* Courier delivery timeframe is calculated approximately, delivery may slightly delayed due to high volume shipments.

POWERED BY TINY

Select to show zip code checker in popup

Enter additional text and other information to show in the zip code checker popup

- **Inline Form:** Show delivery availability checker along with the product information

Configuration 🔔 👤 Restrict-Zip-Codes ▾

Scope: Default Config ▾ Save Config

Meetanshi ^

Restrict Zip Codes

Configuration ⊙

Restrict Zip Codes [store view] Enable Restrict Zip Codes extension from here

Show Estimated Delivery Time [store view] Set YES to show estimated delivery time along with the delivery availability message in frontend

Zip code Checker Message [store view] Enter zip code checker label for users to enter zip code

Delivery Availability Message [store view]

Delivery Unavailability Message [store view] Enter delivery availability and unavailability messages

Delete Existing Zip Codes [store view] Set YES to delete already added zip codes and save configuration

Save configuration immediately after selecting the option for this setting.

Import Zip Codes CSV [store view] No file chosen Upload CSV with zip codes in the format shown in sample CSV

[Download Sample CSV](#)

Display Zip Code Checker As [store view] Select one of the options to show zip code checker in frontend

Inline Form
 Pop Up
 Inline Form

3. Sample CSV with Zip Codes

The extension facilitates to allow customers to place orders only for the allowed zip codes (locations). Admin can upload the CSV with the allowed zip codes along with the estimated delivery time.

Sample CSV with allowed zip codes, estimated delivery time and store code

	A	B	C	D
1	Zip Code	Store Code	Estimated Delivery Time	
2		364001 default	1 to 2 days	
3		364240 default	2 to 3 days	
4		364270 default	4 to 7 days	
5		364310 default	2 to 4 days	
6		364002 default	1 to 2 days	

4. Manage Allowed Zip Codes

The extension facilitates to manage allowed zip codes [imported through CSV](#) and also, the [zip codes added manually](#). All the already imported and saved zip codes get enlisted here.

Manage Allowed Zip Codes

All the zip codes uploaded through CSV or added manually saved here

Click to add new zip code manually [Add New Zip Code](#)

Filters Columns Export

20 per page 1 of 1

ID	Zip Code	Store	Estimated Delivery Time	Action
5	364002	Main Website Store	1 to 2 days	Edit
4	364310	Main Website Store	2 to 4 days	Edit
3	364270	Main Website Store	4 to 7 days	Edit
2	364240	Main Website Store	2 to 3 days	Edit
1	364001	Main Website Store	1 to 2 days	Edit

Click to edit already saved zip code information

- **Add New Zip Code**

On click of the “Add New Zip Code” button from the Manage Allowed Zip Codes grid, the admin can add new zip codes manually. Enter the allowed zip code details like zip code number, estimated delivery time and select the store for which the zip code is allowed. Save the configuration to allow the zip code for the delivery.

Add Zip Code

Enter zip code, estimated delivery time and select the store for which the zip code is allowed

Back Save and Continue Edit [Save Data](#)

Click to save the zip code details

INFORMATION

Zip Code Details

Details

Zip Code * 40001

Estimated Delivery Time * 4 to 7 Days

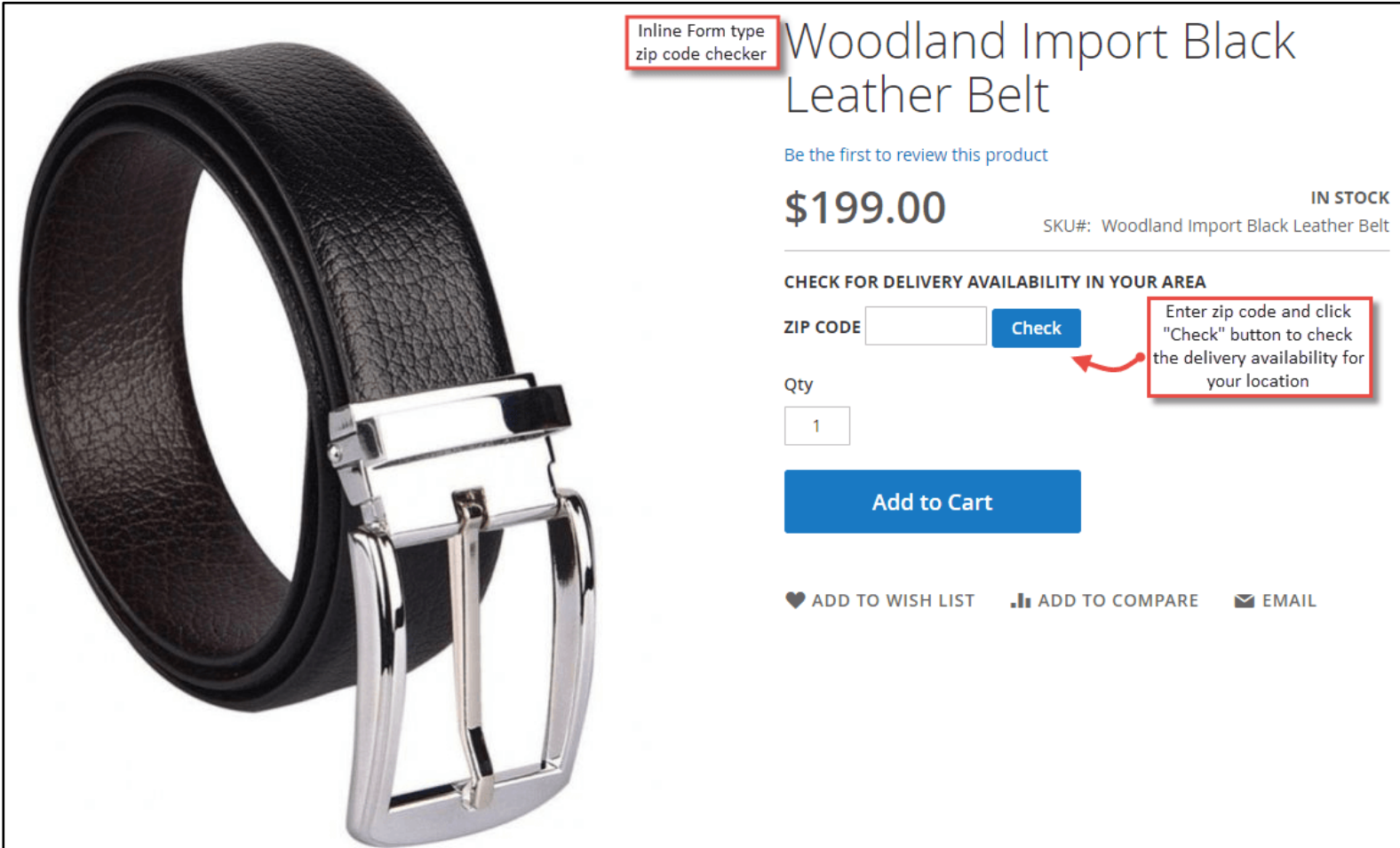
Store * Default

5. Restrict Zip Codes in Frontend

On the product page, zip code checker label is shown.

- **Inline Form Type Zip Codes Checker**

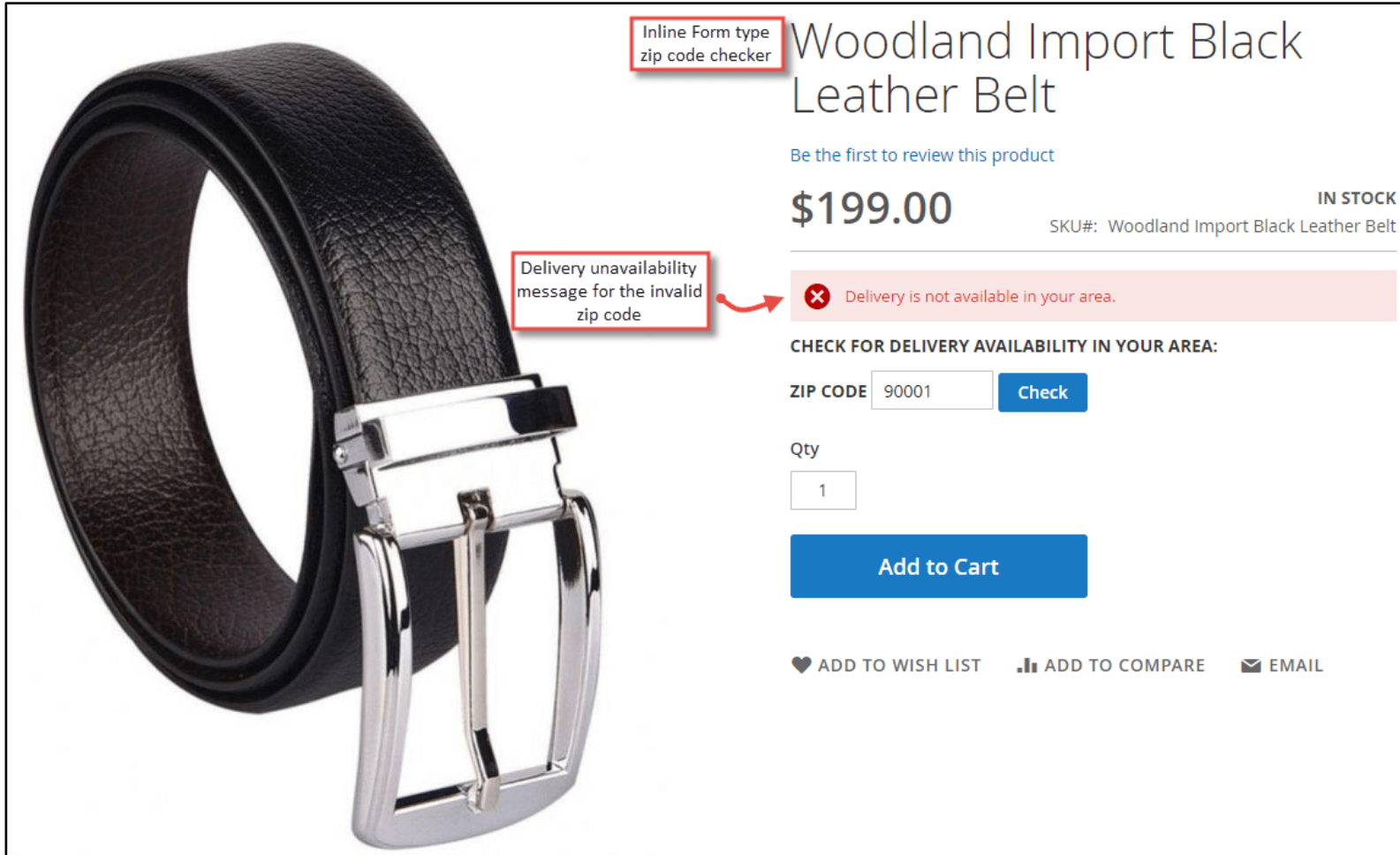
The inline form type zip code checker is displayed below the product price and stock availability. It has the zip code input box and the **“Check”** button. Users can enter their zip code and click the button to check the delivery availability for their locations.



The screenshot displays a product page for a "Woodland Import Black Leather Belt". On the left is a large image of the belt. To the right, the product title "Woodland Import Black Leather Belt" is shown. Below the title is a "Be the first to review this product" link. The price is "\$199.00" and the stock status is "IN STOCK". The SKU is "Woodland Import Black Leather Belt". A section titled "CHECK FOR DELIVERY AVAILABILITY IN YOUR AREA" contains a "ZIP CODE" input field, a "Check" button, and a "Qty" input field with the value "1". A red box highlights the "Check" button with the text "Enter zip code and click 'Check' button to check the delivery availability for your location". Another red box highlights the "Check" button with the text "Inline Form type zip code checker". Below the form is an "Add to Cart" button. At the bottom, there are links for "ADD TO WISH LIST", "ADD TO COMPARE", and "EMAIL".

- **Delivery Unavailability Message**

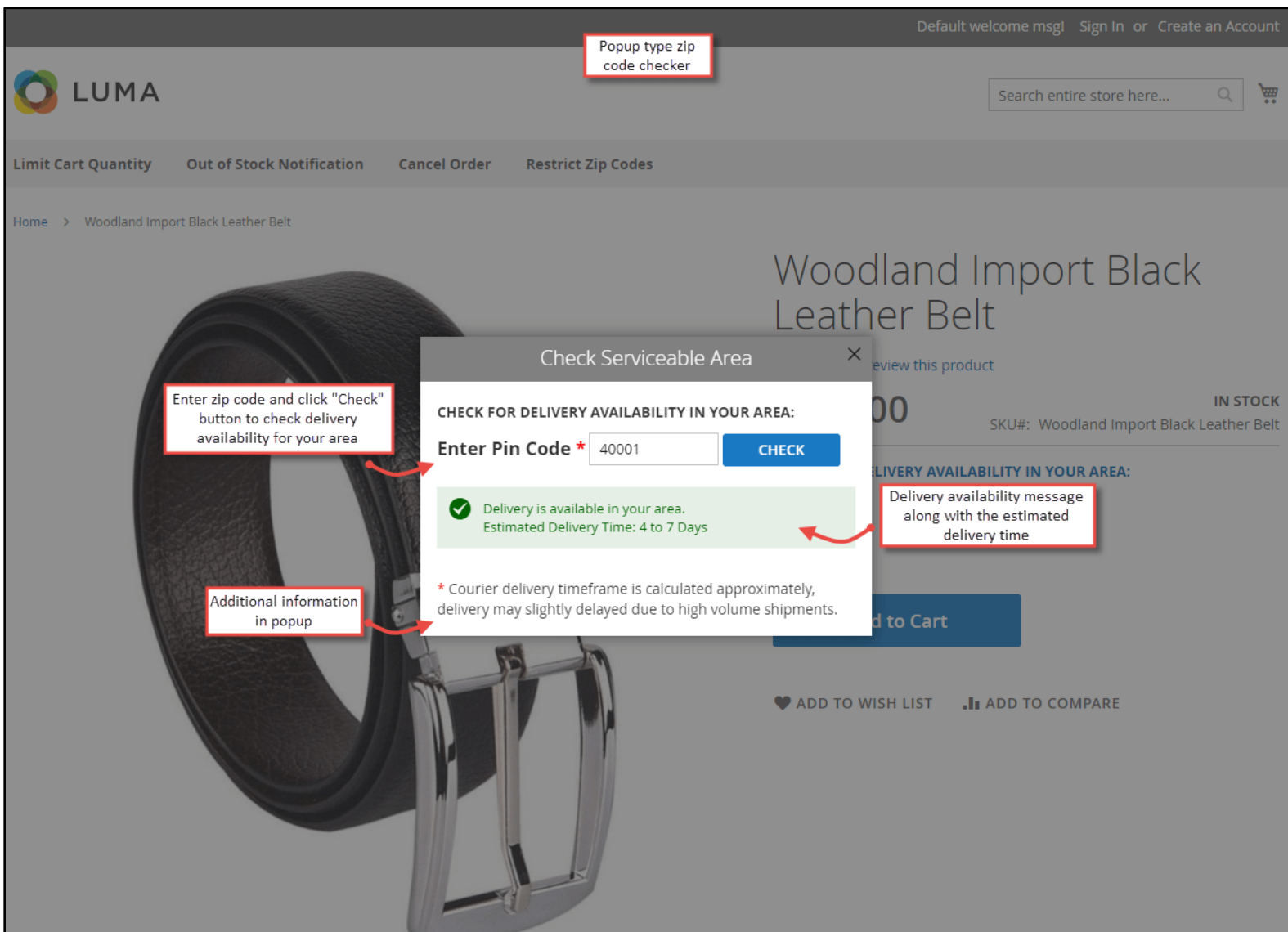
After adding the zip code and checking the delivery availability for the inline form type zip code checker, users can see delivery unavailability message if their zip codes are invalid.



The screenshot displays a product page for a "Woodland Import Black Leather Belt". On the left is a large image of the belt. On the right, the product title "Woodland Import Black Leather Belt" is shown, along with the price "\$199.00" and the status "IN STOCK". Below the price is a red error message: "Delivery is not available in your area." This message is linked to a "ZIP CODE" input field containing "90001" and a "Check" button. A red box highlights the error message with the text "Delivery unavailability message for the invalid zip code". Another red box highlights the "ZIP CODE" input field with the text "Inline Form type zip code checker". Below the error message is a section titled "CHECK FOR DELIVERY AVAILABILITY IN YOUR AREA:" containing the "ZIP CODE" field, a "Check" button, a "Qty" field with the value "1", and an "Add to Cart" button. At the bottom of the product page are three icons: a heart for "ADD TO WISH LIST", a bar chart for "ADD TO COMPARE", and an envelope for "EMAIL".

- **Popup Type Zip Code Checker with Delivery Availability Message**

If you have selected “**Popup**” type from the [Display Zip Code Checker](#), on click of the zip code checker label from the product page, the zip code checker popup is opened. Add the zip code and click to check the delivery availability. Users can see delivery availability message in popup itself if the zip code is valid. Estimated delivery time is also displayed if added through the [zip codes CSV](#) or manually while [adding the zip code from the grid](#). Also, users can see additional information added under the popup design from the backend.



Default welcome msg! Sign In or Create an Account

LUMA

Search entire store here...

Limit Cart Quantity Out of Stock Notification Cancel Order Restrict Zip Codes

Home > Woodland Import Black Leather Belt

Woodland Import Black Leather Belt

IN STOCK

SKU#: Woodland Import Black Leather Belt

DELIVERY AVAILABILITY IN YOUR AREA:

Enter zip code and click "Check" button to check delivery availability for your area

Check Serviceable Area

CHECK FOR DELIVERY AVAILABILITY IN YOUR AREA:

Enter Pin Code * 40001 CHECK

Delivery is available in your area.
Estimated Delivery Time: 4 to 7 Days

Delivery availability message along with the estimated delivery time


* Courier delivery timeframe is calculated approximately, delivery may slightly delayed due to high volume shipments.

Additional information in popup

ADD TO WISH LIST ADD TO COMPARE

- **Zip Code Restriction on Checkout Page**

If a user tries to checkout without checking for product availability and enters a restricted location zip code, a restriction message is displayed to not allow the user to proceed for placing the order.

Sign In

Shipping 2 Review & Payments

Zip code restriction on checkout page

✖ Delivery is not available in your area.

Shipping Address

Email Address *
johndoe@meetanshi.com ?
You can create an account after checkout.

First Name *
John

Last Name *
Doe

Company

Street Address *
6146 Honey Bluff Parkway

City *
Los Angeles

State/Province *
California

Zip/Postal Code *
90001

Country *
United States

Phone Number *
312646597 ?

Order Summary

2 Item in Cart

Shipping Methods

\$10.00 Fixed Flat Rate

Next