

Pin Payments for Magento 2

User Guide




Table of Content

1. [Extension Installation Guide](#)
2. [Configuration](#)
3. [Pin Payments Method in Frontend](#)
4. [Pin Payments Details in Order View Backend](#)
5. [Pin Payments Method for Backend Order](#)

1. Extension Installation

- Create a folder structure in Magento root as app/code/Meetanshi/PinPayment
- Download and extract the zip folder and upload our extension files to the app/code/Meetanshi/PinPayment via FTP.
- Login to your SSH and run below commands step by step:
 - php bin/magento setup:upgrade
 - For Magento version 2.0.x to 2.1.x - php bin/magento setup:static-content:deploy
 - For Magento version 2.2.x & above - php bin/magento setup:static-content:deploy -f
 - php bin/magento cache:flush

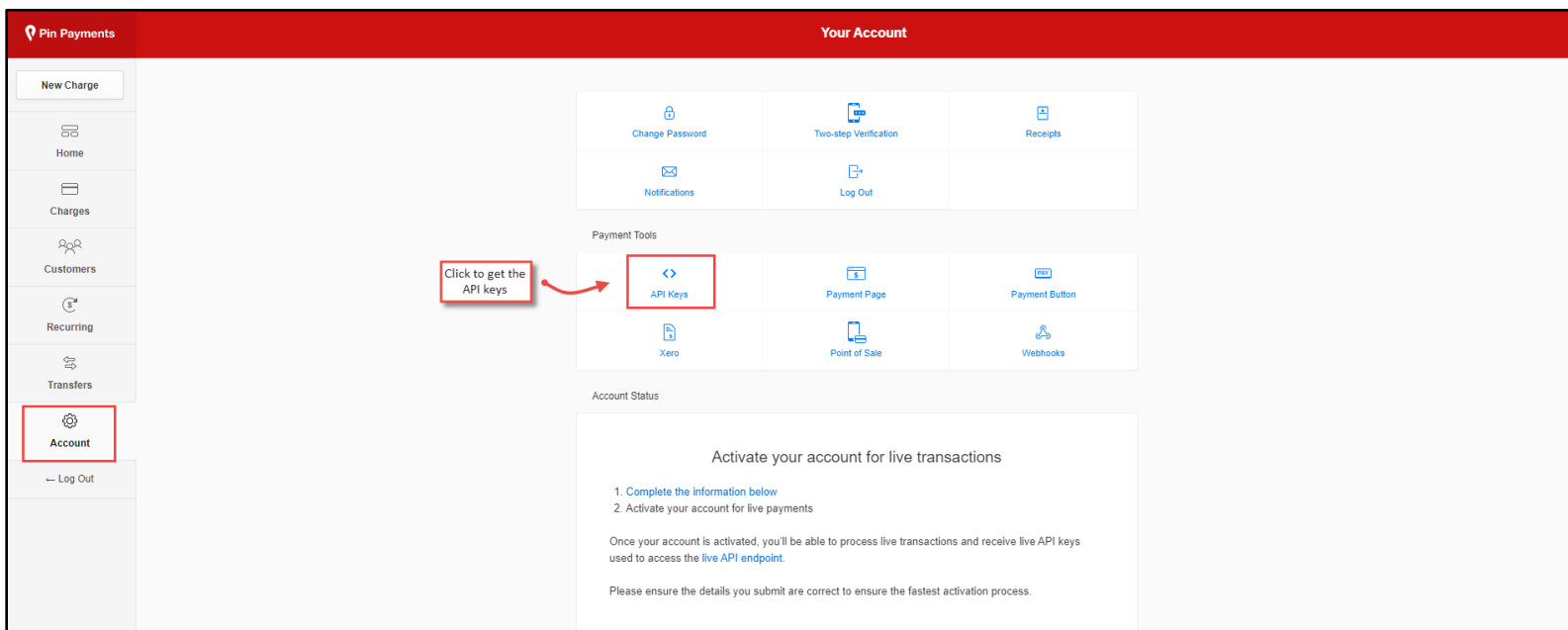
2. Configuration

For configuring the extension, login to Magento 2, move to **Stores → Configuration → Sales → Payment Methods → Pin Payments - Meetanshi**, where you can find various settings to configure the extension.

- **Enabled:** Enable or disable Pin Payments extension from here.
- **Vault Enabled:** Set YES to enable vault to allow customers save cards for future transactions.

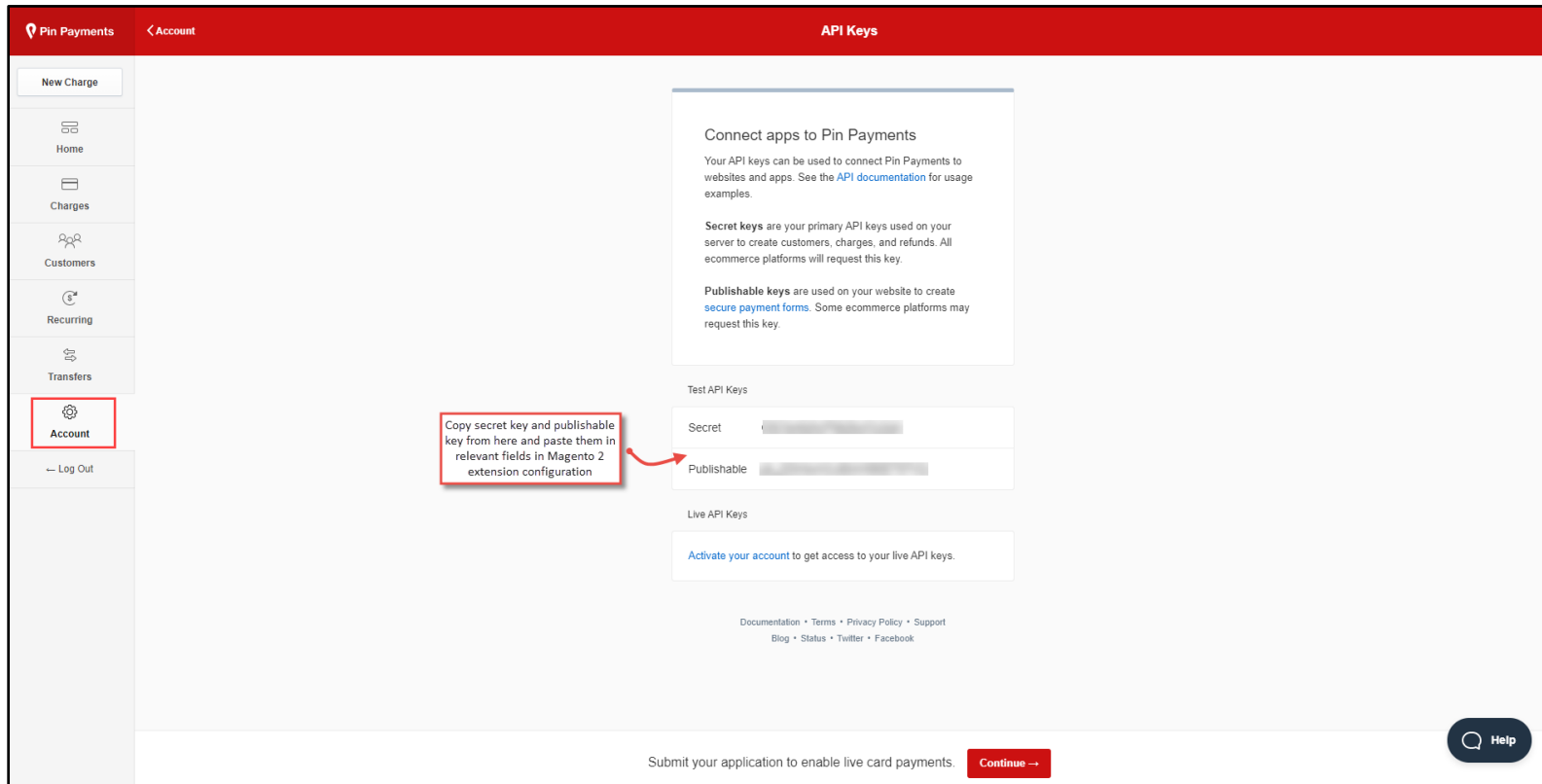
Basic Settings:

- **Title:** Enter title for the Pin Payments payment method to show in the frontend.
- **Show Pin Payments Logo:** Select YES to show Pin Payments logo on the checkout page in frontend.
- **Payment Action:** Select one of the payment actions for the payment capture.
- **Sandbox Mode:** Set YES to enable sandbox mode for the payment gateway.
- **Publishable Key:** Follow the steps to get your publishable key from Pin Payments.
- **Secret Key:** Follow the steps to get your secret key from Pin Payments.
 - Login to <https://dashboard.pinpayments.com/login> with your credentials. Click on “Accounts” from the left sidebar and click on “API Keys” under the “Payment Tools”.



The screenshot shows the Pin Payments dashboard interface. On the left, there is a sidebar with menu items: New Charge, Home, Charges, Customers, Recurring, Transfers, and Account (highlighted with a red box). Below the sidebar is a 'Log Out' link. The main content area is titled 'Your Account' and contains several sections: 'Change Password', 'Two-step Verification', 'Receipts', 'Notifications', and 'Log Out'. Below these is the 'Payment Tools' section, which includes 'API Keys' (highlighted with a red box and a red arrow pointing to it from a text box that says 'Click to get the API keys'), 'Payment Page', 'Payment Button', 'Xero', 'Point of Sale', and 'Webhooks'. At the bottom is the 'Account Status' section, which contains instructions to activate the account for live transactions.

- You can see the publishable and secret keys. Copy them and paste in the relevant fields in the configuration. Make sure to use the live keys if you are not using the [sandbox mode](#).



The screenshot displays the 'API Keys' configuration page in the Pin Payments dashboard. The page includes a sidebar with navigation options like 'New Charge', 'Home', 'Charges', 'Customers', 'Recurring', 'Transfers', 'Account', and 'Log Out'. The main content area provides instructions on using API keys to connect apps and create customers. It features input fields for 'Secret' and 'Publishable' keys under the 'Test API Keys' section. A red box highlights these keys, and a red arrow points to a text box that reads: 'Copy secret key and publishable key from here and paste them in relevant fields in Magento 2 extension configuration'. At the bottom, there is a 'Continue' button and a 'Help' button.

For more details, refer <https://pinpayments.com/getting-started>

Advanced Settings:

- **Vault Title:** Enter the vault title to show in the email to customers.
- **New Order Status:** Set status for the new orders placed through Pin Payments method.
- **Debug:** Select YES to enable debug.
- **Instructions:** Enter additional instructions to show on the checkout page in the frontend.
- **Minimum Order Total:** Enter the minimum order total to allow the use of the payment method.
- **Maximum Order Total:** Enter the maximum order total to allow the use of the payment method.
- **Sort Order:** Enter sort order of the payment method.

Country Specific Settings:

- **Payment from Applicable Countries:** Select all or selected countries to allow payments using Pin Payments.
- **Payment from Selected Countries:** If you have set selected countries from the above option, select the countries to allow payments using Pin Payments.

Configuration

Save Config

- SALES ^
- Sales
- Sales Emails
- PDF Print-outs
- Tax
- Checkout
- Shipping Settings
- Multishipping Settings
- Shipping Methods
- Google API
- Payment Methods
- Fraud Protection
- 3D Secure
- Address Validation
- MAGEPAL v
- YOTPO v
- DOTDIGITAL v
- SERVICES v
- ADVANCED v

Pin Payments - Meetanshi



Enabled [website] Yes

Enable Pin Payments extension from here



Vault Enabled [website] Yes

Set YES to enable vault to save cards for future transactions

Basic Settings

Title [store view] Pin Payments
Payment method title displayed on Checkout Page

Set title of the payment method to show in the frontend

Show Pin Payments Logo [website] Yes
Show Pin Payments Logo on Checkout Page

Set YES to show Pin payments logo along with the payment method in the frontend

Payment Action [website] Authorize and Capture

Set one of the actions to process payment

Sandbox Mode [website] Yes

Set YES to enable the sandbox mode

Sandbox Publishable Key [website]

Sandbox Secret Key [website]

Enter the publishable key and secret key provided by Pin payments gateway while registration

Advanced Settings

Vault Title [website] Stored Credit Card(PinPayment)

Set vault title

New Order Status [website] Processing

Set status for the new orders placed through this payment method

Debug [website] Yes

Set YES to enable debug

Instructions [website] Use below card details to place test orders.
 -b>Visa: 4200000000000000 -b>Mastercard: 5520000000000000 -b>American Express: 3720000000000000 -b>Expiration Date: Any future date -b>CVV: 123

Enter instructions to show on checkout page along with the payment method

Minimum Order Total [website] 0

Maximum Order Total [website] 50000

Enter minimum and maximum order total to allow using this payment method

Sort Order [website]

Enter sort order of the payment method

Country Specific Settings

Payment from Applicable Countries [store view] All Allowed Countries

Select countries to allow using this payment method

Payment from Specific Countries [store view]

- Afghanistan
- Åland Islands
- Albania
- Algeria
- American Samoa
- Andorra
- Angola
- Anguilla
- Antarctica
- Antigua and Barbuda

3. Pin Payments Method in Frontend




Once the extension is configured, it can be seen enabled in the frontend. Simply add products to cart and go to the check out, you can see the Pin payments method enabled. Select it, enter the card details and click “**Place Order**” to finish payment and place the order successfully. The customers can tick the box here to save the card for future transactions.

Payment Method

Pin Payments Pin Payments

My billing and shipping address are the same

Meetanshi Tester
87 Jacobina Court
Cudgen, New South Wales 2487
Australia
66740594

Credit Card Number *

Expiration Date *

Card Verification Number *
 Instructions added from the backend shown here

Use below card details to place test orders.
Visa: 4200000000000000
Mastercard: 5520000000000000
American Express: 3720000000000000
Expiration Date: Any future date
CVV:123

For more test card details, visit <https://pinpayments.com/developers/api-reference/test-cards>

Save for later use. Tick the box to save the card details for the future orders

Order Summary

Cart Subtotal	A\$1.01
Shipping Free Shipping - Free	A\$0.00
Order Total	A\$1.01
You will be charged for	£0.55
1 Item in Cart	▼

Ship To:

Meetanshi Tester
87 Jacobina Court
Cudgen, New South Wales 2487
Australia
66740594

Shipping Method:

Free Shipping - Free

- **Pin Payments Details in My Account Section**

Immediately after the order is placed, the Pin payments details can be seen in order view tab under the customer's My Account section.

My Account

My Orders

My Downloadable Products

My Wish List

Address Book

Account Information

Stored Payment Methods

My Product Reviews

Newsletter Subscriptions

Order # 000000115

PROCESSING

May 19, 2021

Reorder

Pin payment details in customer's My Account section

Print Order

Items Ordered
Invoices

Product Name	SKU	Price	Qty	Subtotal
Push It Messenger Bag	24-WB04	A\$1.01	Ordered: 1	A\$1.01
			Subtotal	A\$1.01
			Shipping & Handling	A\$0.00
			Grand Total	A\$1.01
			Grand Total to be Charged	£0.55

Compare Products

You have no items to compare.

Recently Ordered

Push It Messenger Bag

Add to Cart [View All](#)

My Wish List

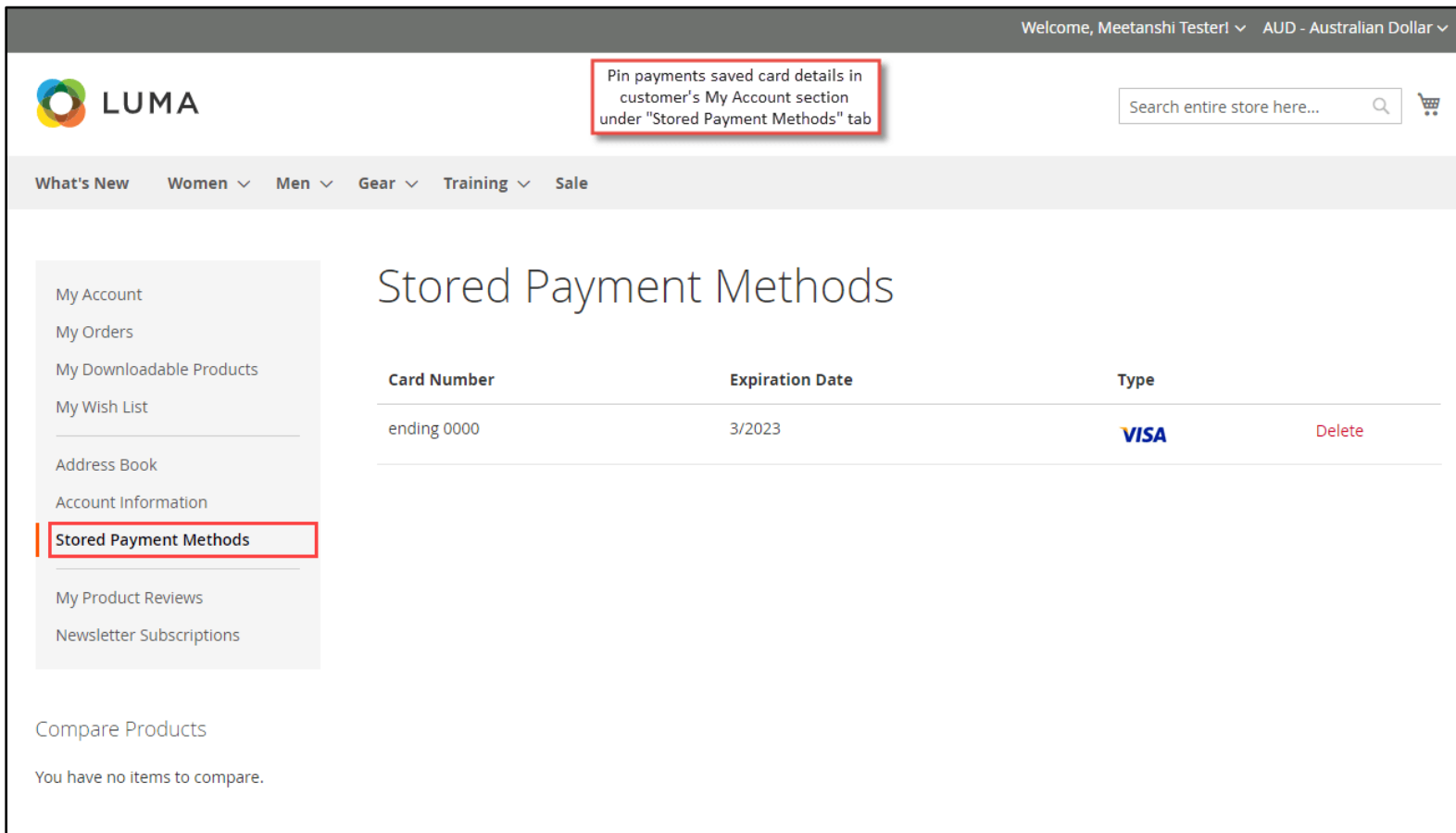
You have no items in your wish list.

Order Information

<p>Shipping Address</p> <p>Meetanshi Tester 87 Jacobina Court Cudgen, New South Wales, 2487 Australia T: 66740594</p>	<p>Shipping Method</p> <p>Free Shipping - Free</p>	<p>Billing Address</p> <p>Meetanshi Tester 87 Jacobina Court Cudgen, New South Wales, 2487 Australia T: 66740594</p>				
<p>Payment Method</p> <p>Pin Payments</p> <table style="width: 100%; border-collapse: collapse; margin-top: 5px;"> <tr> <td style="width: 70%;">Card Type</td> <td>VI</td> </tr> <tr> <td>Card number</td> <td>XXXX-0000</td> </tr> </table>			Card Type	VI	Card number	XXXX-0000
Card Type	VI					
Card number	XXXX-0000					

- **Pin Payments Stored Cards**

If the [vault](#) is enabled and the customers have ticked the box from the checkout page to save the cards for the future transactions, they can see Pin payments stored cards in their My Account section under “**Stored Payment Methods**” tab.



Welcome, Meetanshi Tester! ▾ AUD - Australian Dollar ▾

LUMA

Pin payments saved card details in customer's My Account section under "Stored Payment Methods" tab

Search entire store here... 🔍 🛒

What's New Women ▾ Men ▾ Gear ▾ Training ▾ Sale

My Account
My Orders
My Downloadable Products
My Wish List
Address Book
Account Information
Stored Payment Methods
My Product Reviews
Newsletter Subscriptions

Stored Payment Methods

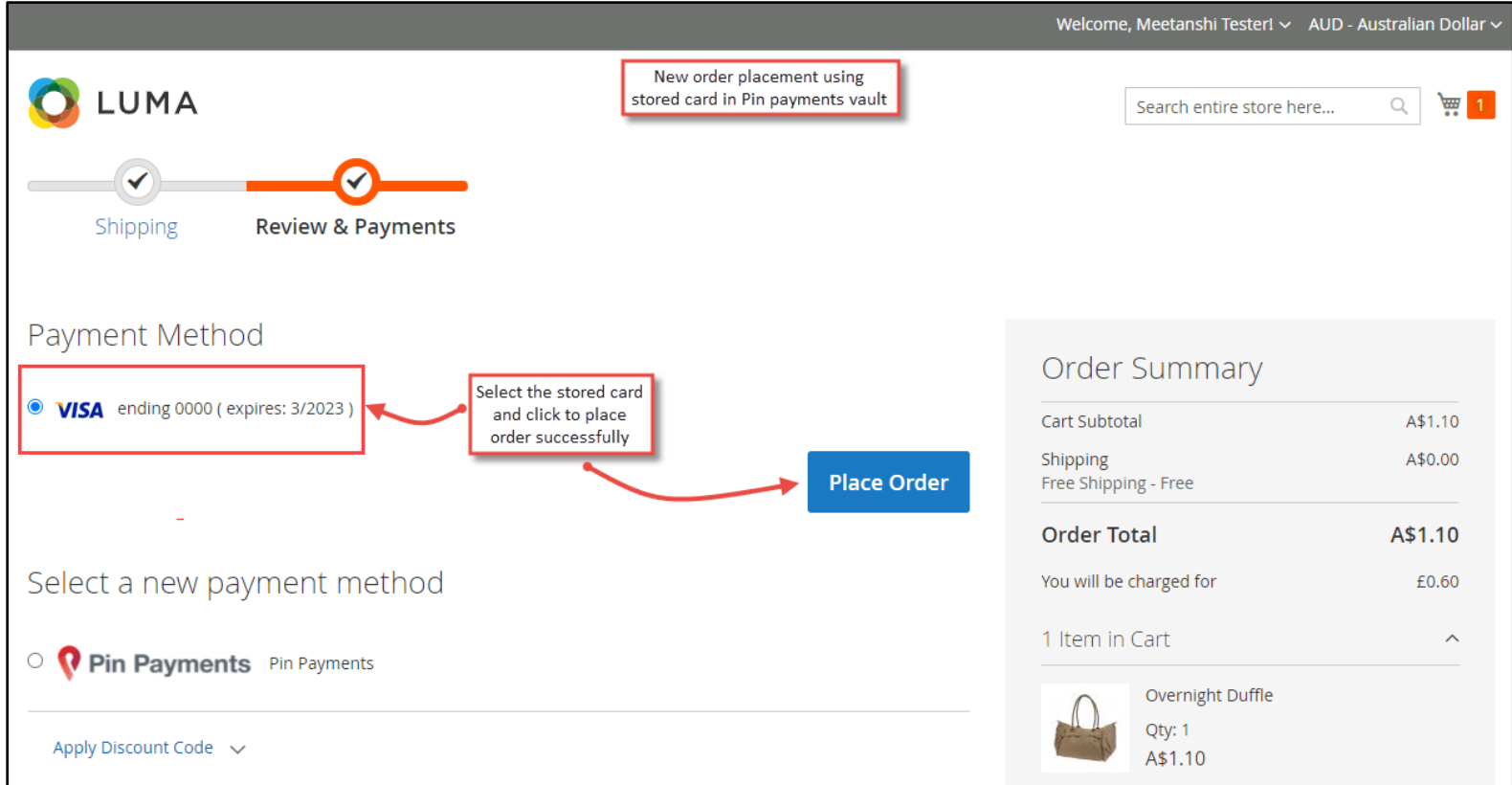
Card Number	Expiration Date	Type	
ending 0000	3/2023	VISA	Delete

Compare Products

You have no items to compare.

- **New Order Placement using Stored Cards**


If the [vault](#) is enabled and the customer has ticked the box from the checkout page to save the card for the future transactions, he can use the stored card to pay for the new order in future.



Welcome, Meetanshi Tester! ▾ AUD - Australian Dollar ▾

LUMA

New order placement using stored card in Pin payments vault

Search entire store here... 🔍  1

Shipping Review & Payments

Payment Method

VISA ending 0000 (expires: 3/2023)

Select the stored card and click to place order successfully


Place Order

Select a new payment method

Pin Payments Pin Payments

[Apply Discount Code](#) ▾

Order Summary

Cart Subtotal	A\$1.10
Shipping	A\$0.00
Free Shipping - Free	
Order Total	A\$1.10
You will be charged for	£0.60
1 Item in Cart	^
 Overnight Duffle	Qty: 1 A\$1.10

4. Pin Payments Details in Order View Backend

Apart from the customer's My Account section, the admin can see Pin Payments payment details from the **Sales → Orders → Order View** section in the backend.

#000000115 Pin payments details in Sales > Orders > Order View backend

[← Back](#) [Send Email](#) [Credit Memo](#) [Hold](#) [Ship](#) [Reorder](#)

Payment Information

Pin Payments

Card Type: VI

Card number: XXXX-0000

Transaction ID: ch_6CBvXmFDEdVUL_6d5NxDA

The order was placed using AUD.

Shipping & Handling Information

Free Shipping - Free £0.00 [A\$0.00]

Items Ordered

Product	Item Status	Original Price	Price	Qty	Subtotal	Tax Amount	Tax Percent	Discount Amount	Row Total
Push It Messenger Bag SKU: 24-WB04	Invoiced	£0.55	£0.55	Ordered 1	£0.55	£0.00	0%	£0.00	£0.55
		[A\$1.01]	[A\$1.01]	Invoiced 1	[A\$1.01]	[A\$0.00]		[A\$0.00]	[A\$1.01]

Order Total

Notes for this Order

Status: Processing

Comment:

Notify Customer by Email
 Visible on Storefront

Order Totals

Subtotal	£0.55 [A\$1.01]
Shipping & Handling	£0.00 [A\$0.00]
Grand Total	£0.55 [A\$1.01]
Total Paid	£0.55 [A\$1.01]

5. Pin Payments Method for Backend Order

Just as the frontend, Pin payments method also works with the backend orders. Admin needs to create a new order, select the customer, add products, enter the address details and select Pin payments method, add card details and click “**Submit Order**” to place order from the backend using the Pin payments method.

Create New Order for Meetanshi Tester in Default Store View Pin payments method while creating order from the backend Cancel Submit Order

Payment Method

Stored Credit Card(PinPayment)
 Pin Payments

Credit Card Type *
MasterCard

Credit Card Number *
5520000000000000

Expiration Date *
03 - March 2023 Add payment details and submit order to create new order from the backend using Pin payments method

Card Verification Number *
123

Save for later use.
 Pagamento Multicaixa Express [Online]
 Check / Money order

Shipping Method *
Free Shipping
Free - £0.00
[Click to change shipping method](#)

Order Total

Order History

Order Comments

Order Totals

Subtotal	£2.00
Shipping & Handling (Free Shipping - Free)	£0.00
Grand Total	£2.00

Append Comments

- **New Backend Order Placement using Stored Cards**

If the customer has stored cards for the future transactions, the admin can use the stored cards while creating a new order from the backend. The admin needs to create a new order, select the customer, add products, enter the address details and select Pin payments stored card, and click “**Submit Order**” to place order from the backend using the Pin payments stored cards.

Create New Order for Meetanshi Tester in Default Store View Pin payments stored cards while creating order from the backend Cancel Submit Order

Payment & Shipping Information

Payment Method

Stored Credit Card(PinPayment)

VISA ending 0000 (expires: 3/2023) Select the stored card and submit order to create new order from the backend using Pin payments stored card

Pin Payments

Pagamento Multicaixa Express [Online]

Check / Money order

Shipping Method *

Free Shipping
Free - **A\$0.00**

[Click to change shipping method](#)

Order Total

Order History

Order Comments

Order Totals

Subtotal	A\$1.01
Shipping & Handling (Free Shipping - Free)	A\$0.00
Grand Total	A\$1.01

Append Comments

Email Order Confirmation

Submit Order