


# Payfi Payments for Magento 2

## User Guide



### Table of Content

1. [Extension Installation](#)
2. [Configuration](#)
3. [Payfi Payment Method in Frontend](#)
4. [Payfi Payment Details in Backend](#)

## 1. Extension Installation

- Create a folder structure in Magento root as app/code/Meetanshi/Payfi
- Download and extract the zip folder and upload our extension files to the app/code/Meetanshi/Payfi via FTP.
- Login to your SSH and run below commands step by step:
  - php bin/magento setup:upgrade
  - For Magento version 2.0.x to 2.1.x - php bin/magento setup:static-content:deploy
  - For Magento version 2.2.x & above - php bin/magento setup:static-content:deploy -f
  - php bin/magento cache:flush

## 2. Configuration

To configure the extension, login to Magento 2, move to **Sales → Payment Methods → Payfi - Meetanshi** where you can find various settings to enable the extension.

- **Enabled:** Set “YES” to enable the Payfi Payment Method.
- **Title:** Set the title for the payment method to be displayed in the frontend.
- **Show Payfi Logo:** Set YES to show Payfi logo along with the payment method in the frontend.
- **Sandbox Mode:** Select YES to enable sandbox mode.
- **API Key:** Enter the API key provided by Payfi payment gateway during registration.
- **Auto Invoice:** Set YES to automate invoice generation for the orders placed through Payfi.
- **Payment from Applicable Countries:** Select countries to allow using this payment method.
- **Additional Information:** Enter additional information to display on the checkout page along with the payment method.
- **Sort Order:** Enter the sort order of the payment method display in the frontend.

Configuration
Save Config

SALES

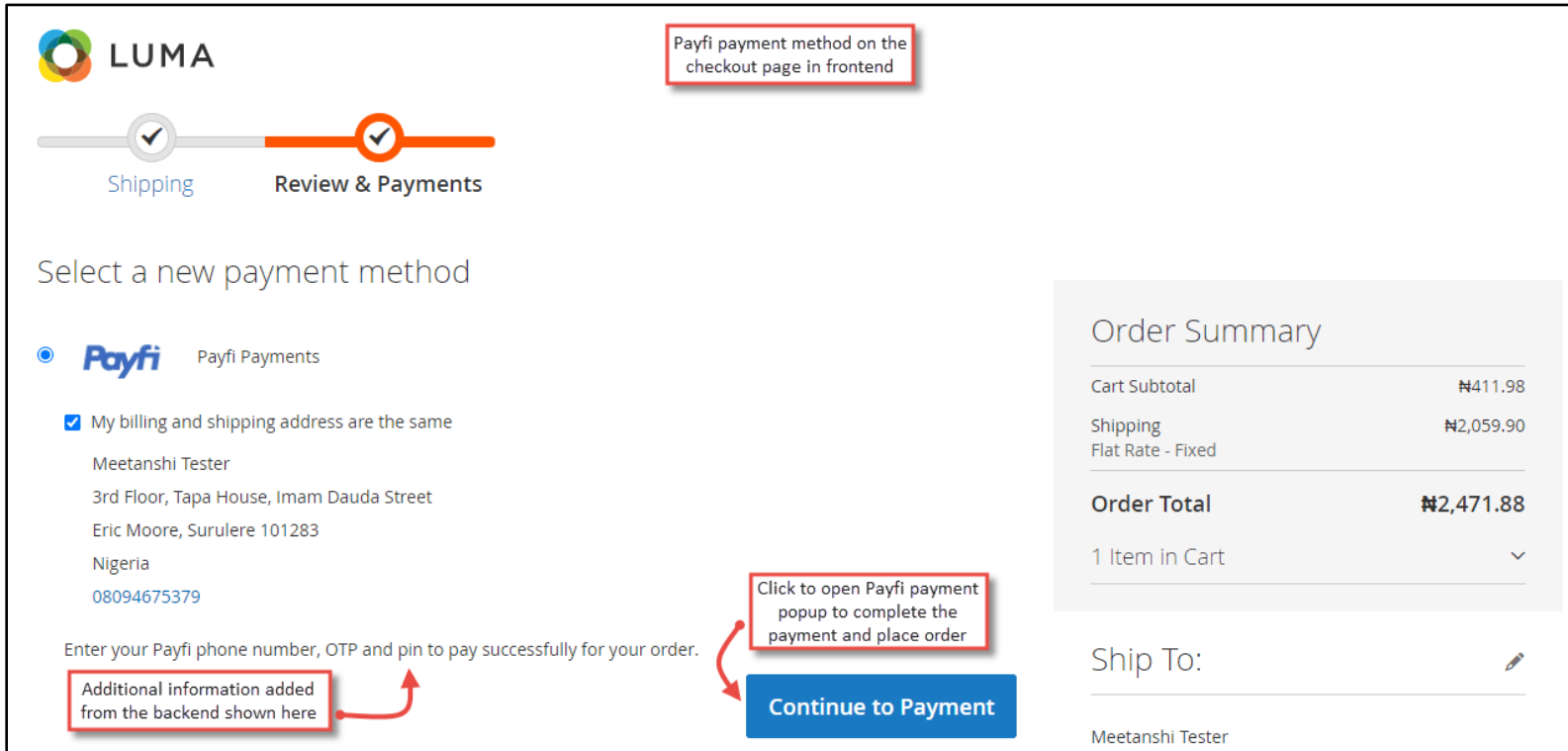
Payment Methods

Payfi - Meetanshi

<b>Enabled</b> <small>(website)</small>	Yes	<span style="border: 1px solid red; padding: 2px;">Enable Payfi Payments extension from here</span>
<b>Title</b> <small>(store view)</small>	Payfi Payments	<span style="border: 1px solid red; padding: 2px;">Set title of the payment method to show in the frontend</span>
<b>Show Payfi Logo</b> <small>(website)</small>	Yes	<span style="border: 1px solid red; padding: 2px;">Set YES to show Payfi logo along with the payment method in the frontend</span>
<b>Sandbox Mode</b> <small>(website)</small>	Yes	<span style="border: 1px solid red; padding: 2px;">Set YES to enable the sandbox mode</span>
<b>API Key</b> <small>(website)</small>	pk_f787759b-1387-4f62-a462-ec0e9b2d3e08	<span style="border: 1px solid red; padding: 2px;">Enter API key provided by Payfi while registration</span>
<b>Auto Invoice</b> <small>(website)</small>	Yes	<span style="border: 1px solid red; padding: 2px;">Select YES to allow auto invoice for the orders</span>
<b>Payment from Applicable Countries</b> <small>(website)</small>	All Allowed Countries	<span style="border: 1px solid red; padding: 2px;">Select countries to allow using this payment method</span>
<b>Payment from Specific Countries</b> <small>(website)</small>	Afghanistan Åland Islands Albania Algeria American Samoa Andorra Angola Anguilla Antarctica Antigua and Barbuda	
<b>Additional Information</b> <small>(store view)</small>	Enter your <b>Payfi</b> phone number, OTP and pin to pay successfully for your order.  <small>This will be shown on Checkout page.</small>	<span style="border: 1px solid red; padding: 2px;">Enter additional information to show on checkout page along with the payment method</span>
<b>Sort Order</b> <small>(website)</small>		<span style="border: 1px solid red; padding: 2px;">Enter sort order of the payment method</span>

### 3. Payfi Payment Method in Frontend

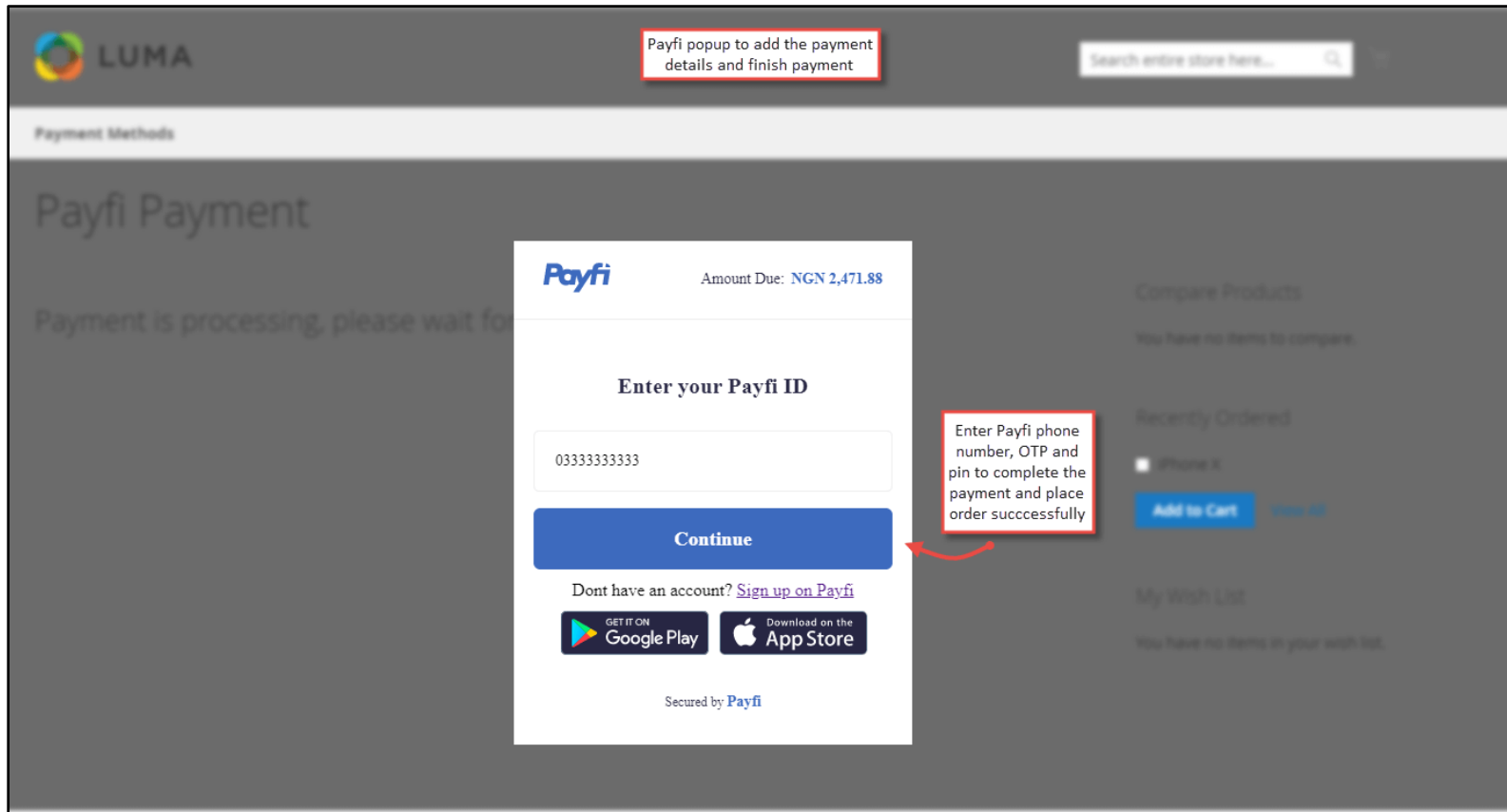
Once the payment method is configured, the Payfi Payment method is shown on the frontend while ordering the products. Just select the payment method, click “**Continue to Payment**” to open up custom JS enabled Payfi popup to enter the details and finish the payment.



The screenshot shows the LUMA checkout page. At the top left is the LUMA logo. Below it is a progress bar with two steps: 'Shipping' (completed) and 'Review & Payments' (active). The main heading is 'Select a new payment method'. Underneath, the 'Payfi' payment method is selected with a radio button. Below this, there is a checkbox 'My billing and shipping address are the same' which is checked. The shipping address is listed as: Meetanshi Tester, 3rd Floor, Tapa House, Imam Dauda Street, Eric Moore, Surulere 101283, Nigeria, 08094675379. A text prompt asks to 'Enter your Payfi phone number, OTP and pin to pay successfully for your order.' A blue 'Continue to Payment' button is visible. On the right side, there is an 'Order Summary' section showing: Cart Subtotal (₦411.98), Shipping Flat Rate - Fixed (₦2,059.90), and Order Total (₦2,471.88). Below the order summary is the 'Ship To:' section with the name 'Meetanshi Tester'. Several red boxes with arrows point to specific elements: 'Payfi payment method on the checkout page in frontend' points to the Payfi radio button; 'Click to open Payfi payment popup to complete the payment and place order' points to the 'Continue to Payment' button; and 'Additional information added from the backend shown here' points to the shipping address details.

- **Payfi Payment Popup**

On click of “**Continue to Payment**”, a Payfi popup is opened for customers to enter the Payfi phone number, OTP they receive in their registered mobile number and pin to process and complete the payment.



- Payfi Payment Details in Customer's "My Account" section**  
 Immediately after the payment is confirmed, the order is placed successfully, and the payment method details is shown in the customers' My Account section under the "My Orders" tab which includes method title and transaction ID.

My Account

**My Orders**

My Downloadable Products

My Wish List

---

Address Book

Account Information

Stored Payment Methods

---

My Product Reviews

Newsletter Subscriptions

## Order # 000000077

PROCESSING

April 16, 2021

Reorder

Print Order

Payfi payment details in customer's My Account section

Items Ordered
Invoices

Product Name	SKU	Price	Qty	Subtotal
iPhone X	iPhone X	₦295.35	Ordered: 1	₦295.35
			Subtotal	₦295.35
			Shipping & Handling	₦1,476.75
			<b>Grand Total</b>	<b>₦1,772.10</b>
			Grand Total to be Charged	A\$6.00

Compare Products

You have no items to compare.

Recently Ordered

iPhone X

Add to Cart

View All

My Wish List

You have no items in your wish list.

---

### Order Information

**Shipping Address**

Meetanshi Tester  
 3rd Floor, Tapa House, Imam Dauda Street  
 Eric Moore, Surulere, 101283 Nigeria  
 T: 08094675379

**Shipping Method**

Flat Rate - Fixed

**Billing Address**


Meetanshi Tester  
 123, Honey Bluff Park,  
 Los Angeles, California, 90001  
 United States  
 T: 6546549849

**Payment Method**

Payfi Payments  


---

**Transaction ID** 000000166


© Meetanshi

Payfi Payments for Magento 2

#### 4. Payfi Payment Details in Backend

Apart from the customers, the admin can also see the payment details for the Payfi orders in the backend. Go to **Sales → Orders → Order View** and you can see the Payfi payment details along with the transaction ID.

#00000077

[← Back](#)   [Send Email](#)   [Credit Memo](#)   [Hold](#)   [Ship](#)   [Reorder](#)

Payfi payment details in Sales > Orders > Order View section in the backend

#### Payment Information

Title	Payfi Payments
Transaction ID	000000166

The order was placed using NGN.

#### Shipping & Handling Information

Flat Rate - Fixed **A\$5.00** [N1,476.75]

#### Items Ordered

Product	Item Status	Original Price	Price	Qty	Subtotal	Tax Amount	Tax Percent	Discount Amount	Row Total
iPhone X	Invoiced	A\$1.00	A\$1.00	Ordered 1	A\$1.00	A\$0.00	0%	A\$0.00	A\$1.00
SKU: iPhone X		[N295.35]	[N295.35]	Invoiced 1	[N295.35]	[N0.00]		[N0.00]	[N295.35]

#### Order Total

##### Notes for this Order

Status: Processing

Comment:

Notify Customer by Email  
 Visible on Storefront

[Submit Comment](#)

#### Order Totals

Subtotal	<b>A\$1.00</b> [N295.35]
Shipping & Handling	<b>A\$5.00</b> [N1,476.75]
<b>Grand Total</b>	<b>A\$6.00</b> [N1,772.10]
<b>Total Paid</b>	<b>A\$6.00</b> [N1,772.10]
<b>Total Refunded</b>	<b>A\$0.00</b> [N0.00]