

Limit Quantity for Grouped Products for Magento 2

User Guide



Table of Content

1. [Extension Installation](#)
2. [Configuration](#)
3. [Quantity Restriction for Grouped Product](#)
4. [Limit Quantity for Grouped Products in Frontend](#)

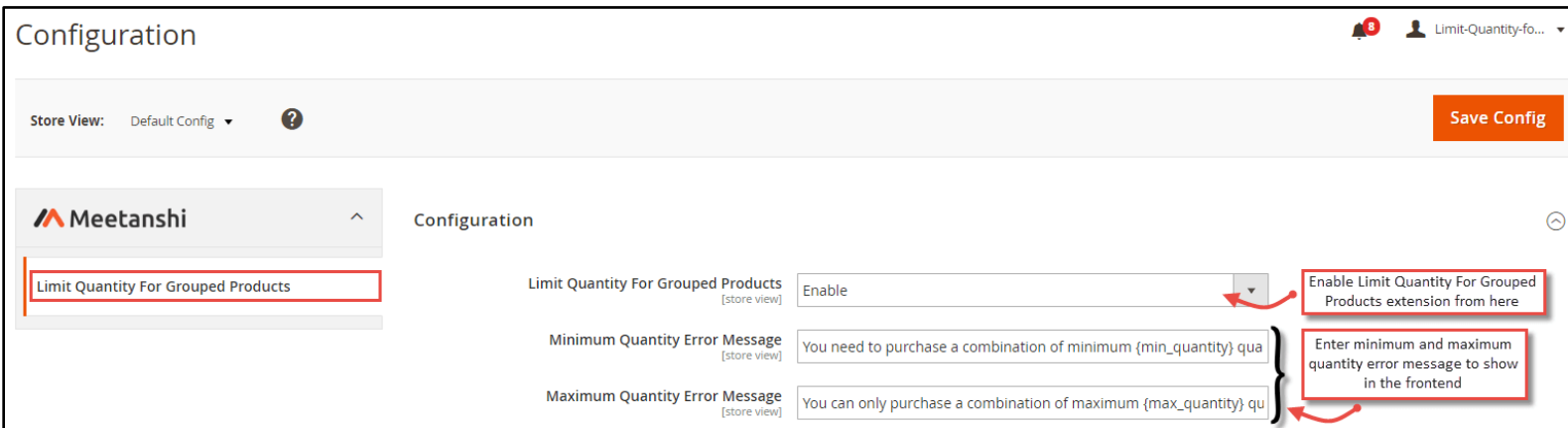
1. Extension Installation

- Create a folder structure in Magento root as app/code/Meetanshi/Deleteaccount
- Download and extract the zip folder and upload our extension files to the app/code/Meetanshi/Deleteaccount via FTP.
- Login to your SSH and run below commands step by step:
 - php bin/magento setup:upgrade
 - For Magento version 2.0.x to 2.1.x - php bin/magento setup:static-content:deploy
 - For Magento version 2.2.x & above - php bin/magento setup:static-content:deploy -f
 - php bin/magento cache:flush

2. Configuration

For configuring the extension, login to Magento 2, move to **Stores → Configuration → Limit Quantity for Grouped Products** from where you can configure various settings.

- **Limit Quantity for Grouped Products:** Enable the extension from here.
- **Minimum Quantity Error Message:** Enter minimum quantity restriction error message to show in the frontend.
- **Maximum Quantity Error Message:** Enter maximum quantity restriction error message to show in the frontend.



Configuration

Store View: Default Config

Save Config

Meetanshi Configuration

Limit Quantity For Grouped Products [store view] Enable

Minimum Quantity Error Message [store view] You need to purchase a combination of minimum {min_quantity} qua

Maximum Quantity Error Message [store view] You can only purchase a combination of maximum {max_quantity} qu

Enable Limit Quantity For Grouped Products extension from here

Enter minimum and maximum quantity error message to show in the frontend

3. Quantity Restriction for Grouped Product

You need to set quantity restriction for the grouped product from Catalog → Products → Grouped Product Edit. Find the “**Limit Quantity for Grouped Products**” tab and configure various quantity settings.

- **Minimum Quantity:** Set minimum quantity restriction for the selected grouped product.
- **Maximum Quantity:** Set maximum quantity restriction for the selected grouped product.



The screenshot displays the 'Bedroom Furniture Set' configuration page in the Magento 2 admin interface. At the top, there is a breadcrumb trail: 'Catalog → Products → Grouped Product Edit'. A red box highlights the 'Set quantity limits for grouped product' link. Below the breadcrumb, there are navigation buttons: '← Back', 'Add Attribute', and 'Save'. The main content area is a list of tabs, each with a dropdown arrow. The tabs are: 'Images And Videos', 'Search Engine Optimization', 'Related Products, Up-Sells, and Cross-Sells', 'Product in Websites', 'Design', 'Schedule Design Update', 'Gift Options', and 'Limit Quantity For Grouped Products'. The 'Limit Quantity For Grouped Products' tab is selected and expanded. It contains two input fields: 'Minimum Quantity [store view]' with the value '5' and 'Maximum Quantity [store view]' with the value '13'. A red bracket groups these two fields, and a red box with an arrow points to them, containing the text 'Set minimum and maximum quantity restriction for this grouped product'.

4. Limit Quantity for Grouped Products in Frontend

Once the quantity restriction is set for all the grouped products, whenever a customer adds a grouped product to cart without meeting the quantity limits, it shows an error message to the customers and restricts checkout for the order.

- **Minimum Quantity Restriction Error Message**

LUMA Minimum quantity restriction error message in frontend Search entire store here...

Force Login Email Attachments **Limit Quantity for Grouped Products**

Home > Limit Quantity for Grouped Products > Bedroom Furniture Set

✘ You need to purchase a combination of minimum 5 quantity(s) of child products of the Bedroom Furniture Set.

Bedroom Furniture Set

Be the first to review this product

IN STOCK
SKU#: Bedroom Furniture Set

Product Name	Qty
Bed with Storage \$799.00	1
Side Table \$299.00	1
Wardrobe \$599.00	1


Add to Cart




♥ ADD TO WISH LIST | 📊 ADD TO COMPARE | ✉ EMAIL

- **Maximum Quantity Restriction Error Message**

Shopping Cart

Maximum quantity restriction error message in frontend

 You can only purchase a combination of maximum 13 quantity(s) of child products of the Bedroom Furniture Set.

Item	Price	Qty	Subtotal
 Bed with Storage	\$799.00	2	\$1,598.00
 Side Table	\$299.00	2	\$598.00
 Wardrobe	\$599.00	2	\$1,198.00

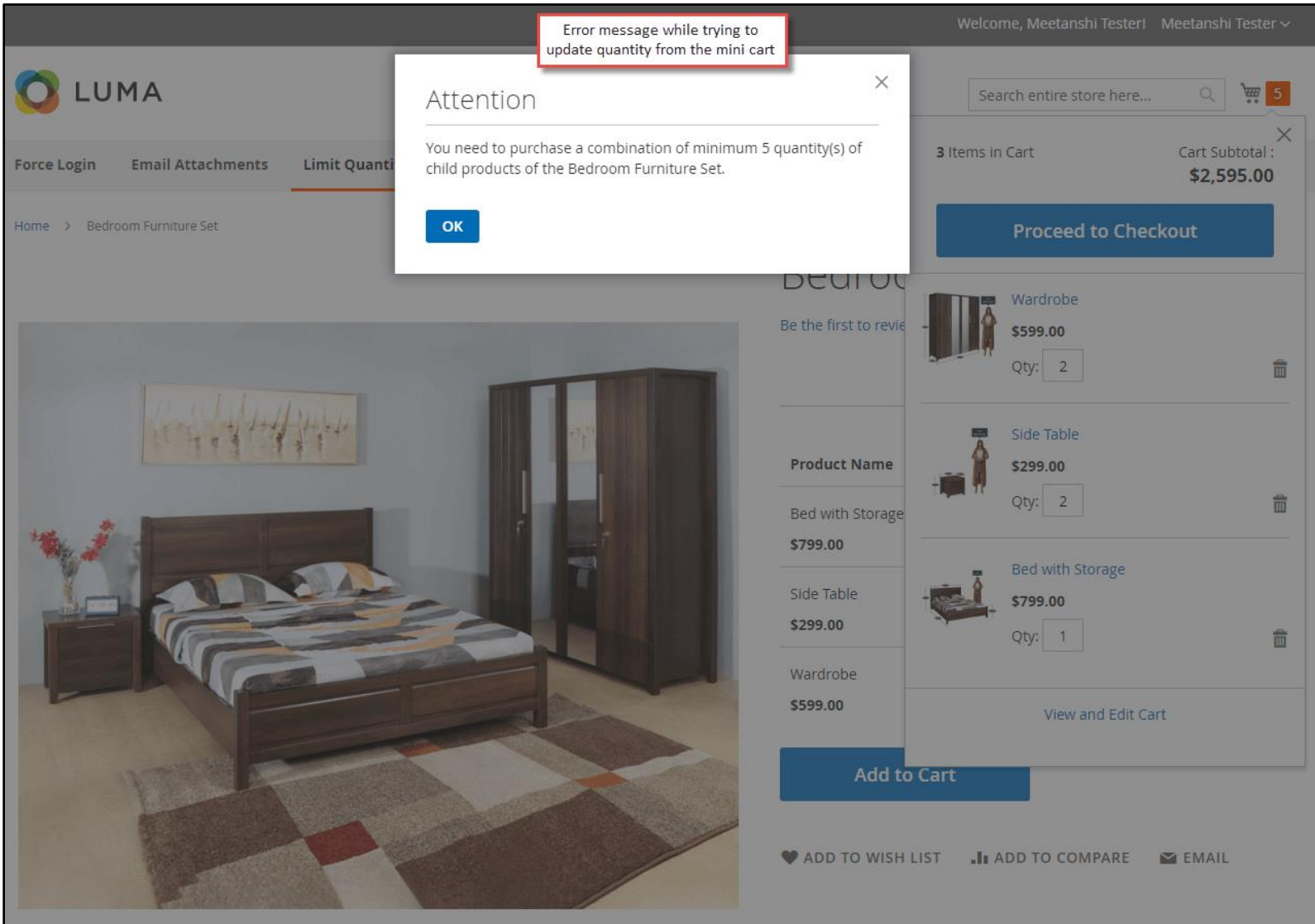
Summary

Estimate Shipping and Tax	▼
Subtotal	\$3,394.00
Shipping (Flat Rate - Fixed)	\$30.00
Order Total	\$3,424.00

[Proceed to Checkout](#)

[Check Out with Multiple Addresses](#)

- **Error Message While Updating Quantity from Mini Cart**
If a customer tries to update quantity from the mini cart which doesn't match the set limit, the extension shows an error message in a popup.



The screenshot displays a Magento 2 storefront for 'LUMA'. A popup window titled 'Attention' is centered on the screen, containing the message: 'You need to purchase a combination of minimum 5 quantity(s) of child products of the Bedroom Furniture Set.' with an 'OK' button. The background shows a product page for a 'Bedroom Furniture Set' with a main image of a bedroom. A mini cart is visible in the top right corner, showing 3 items in the cart with a subtotal of \$2,595.00. The mini cart items are: Wardrobe (\$599.00, Qty: 2), Side Table (\$299.00, Qty: 2), and Bed with Storage (\$799.00, Qty: 1). A 'Proceed to Checkout' button is present in the mini cart. Below the main product image, there are 'Add to Cart', 'Add to Wish List', 'Add to Compare', and 'Email' buttons.