

Limit Product Quantity Per Customer for Magento 2 User Guide



Table of Content

1. [Extension Installation Guide](#)
2. [Configuration](#)
3. [Setting Product Quantity Limit Per Customer](#)
4. [Limit Product Quantity Per Customer in Frontend](#)

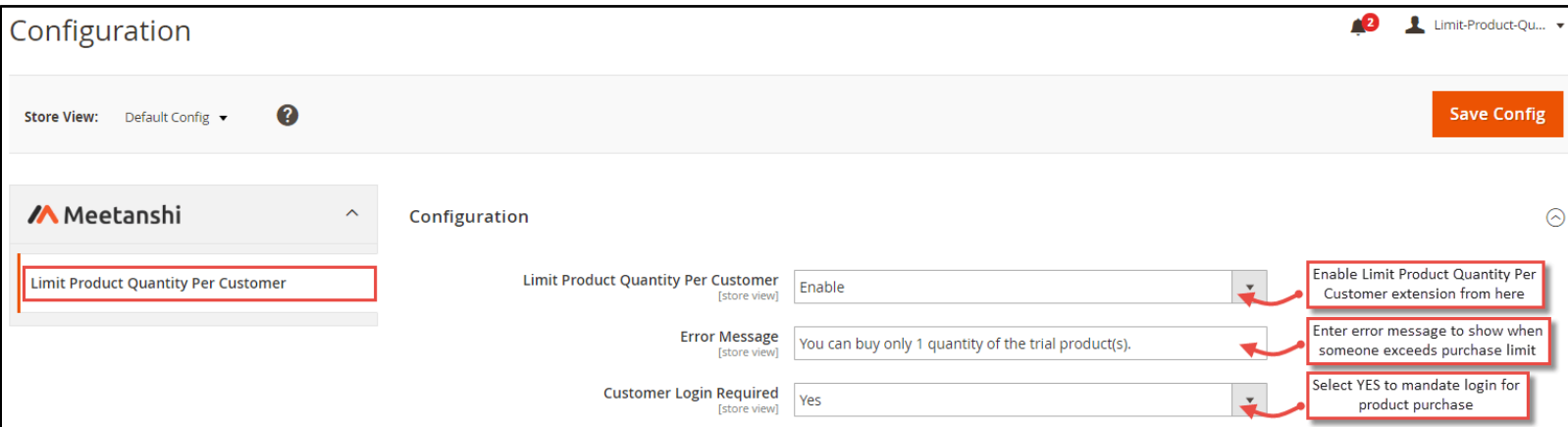
1. Extension Installation

- Extract the zip folder and upload our extension to the root of your Magento 2 directory via FTP.
- Login to your SSH and run below commands step by step:
 - php bin/magento setup:upgrade
 - For Magento version 2.0.x to 2.1.x - php bin/magento setup:static-content:deploy
 - For Magento version 2.2.x & above - php bin/magento setup:static-content:deploy -f
 - php bin/magento cache:flush
- That's it.

2. Configuration

For configuring the extension, log in to Magento 2, move to **Stores → Configuration → Limit Product Quantity Per Customer** where you can find various settings to enable the extension.

- **Limit Product Quantity Per Customer:** Enable or disable Limit Product Quantity Per Customer extension from here.
- **Error Message:** Enter error message to show when someone tries to buy the product exceeding the purchase limit set from the backend.
- **Customer Login Required:** Set YES to mandate login prior to purchasing the products.



Configuration

Store View: Default Config

Save Config

Meetanshi Configuration

Limit Product Quantity Per Customer [store view] Enable

Error Message [store view] You can buy only 1 quantity of the trial product(s).

Customer Login Required [store view] Yes

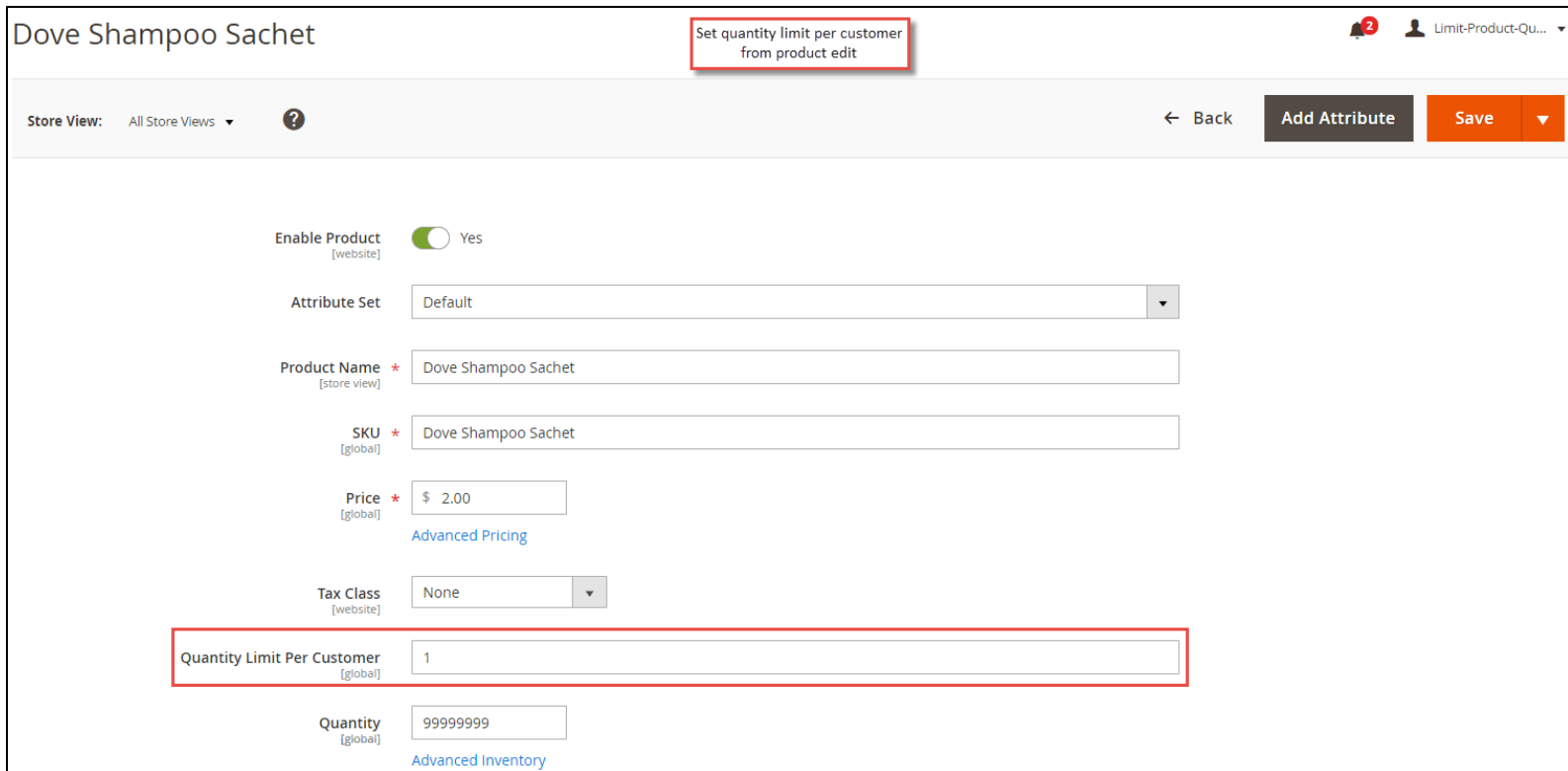
Enable Limit Product Quantity Per Customer extension from here

Enter error message to show when someone exceeds purchase limit

Select YES to mandate login for product purchase

3. Setting Product Quantity Limit Per Customer

To set quantity limit per customer for each product, go to **Catalog** → **Manage Products** → **Edit a Product** and you can find the option **“Quantity Limit Per Customer”**. Set the desired quantity to restrict customer.



Dove Shampoo Sachet

Set quantity limit per customer from product edit

Store View: All Store Views

← Back Add Attribute Save

Enable Product Yes

Attribute Set: Default

Product Name * Dove Shampoo Sachet

SKU * Dove Shampoo Sachet

Price * \$ 2.00

Advanced Pricing

Tax Class: None

Quantity Limit Per Customer: 1


Quantity: 99999999

Advanced Inventory



4. Limit Product Quantity Per Customer in Frontend

If you have set to mandate the login for the purchase, guest users will be restricted with the message to register or log in prior to place the order.

Default welcome msg! [Sign In](#) or [Create an Account](#)


 **LUMA**


Mandatory login restriction message in frontend



Search entire store here...   1

Limit Product Quantity per Customer

Shopping Cart


 Customer must be logged in to place order.

Item	Price	Qty	Subtotal
 Dove Shampoo Sachet	\$2.00	1	\$2.00

[Update Shopping Cart](#)

Summary

Estimate Shipping and Tax 

Subtotal	\$2.00
Shipping (Flat Rate - Fixed)	\$5.00
Order Total	\$7.00



[Proceed to Checkout](#)

[Check Out with Multiple Addresses](#)

- **Quantity Restriction Error Message**


After seeing the mandatory login restriction, if the users register and log in to place the order by exceeding the quantity limit set for the product, they will be shown an error message for the quantity restriction. They will only be able to check out the products when they add the quantity under or equal to set limit.


Welcome, Meetanshi Tester! Meetanshi Tester ▾



 

Limit Product Quantity per Customer

Shopping Cart

 You can buy only 1 quantity of the trial product(s).

Item	Price	Qty	Subtotal
 Dove Shampoo Sachet	\$2.00	2	\$4.00

[Move to Wishlist](#)  

[Update Shopping Cart](#)

Summary

Estimate Shipping and Tax ▾

Subtotal	\$4.00
Shipping (Flat Rate - Fixed)	\$10.00
Order Total	\$14.00

[Proceed to Checkout](#)

[Check Out with Multiple Addresses](#)

[Apply Discount Code](#)