



Magento

Extension User Guide

Module version: 1.9.13.1

Quick CheckOut

Published: JANUARY 21, 2017

Contents

Quick Checkout	3
1. Configuration	4
1.1 Admin details	5
2. Frontend	8
3. Steps of Quick Checkout	9
3.1 Name & Address	9
3.2 Shipping Method.....	10
3.3 Payment Method	11
3.4 Order Review	12

Quick Checkout

Overview

Quick Checkout is a one step checkout extension to simplify the checkout process. It ensures your checkout process is now easier, faster and simpler to increase user experience, sales and revenues. This extension will help to reduce the six standard Magento checkout steps down to one. The Quick Checkout also provides customers a link to login/register, to opt for gift wrap option, increase/decrease product quantity and add any comments during the checkout step. All the prices and totals in the order review section are dynamically updated via Ajax when shipping/payment method or gift wrap option is selected. The user simply fills in their address and chooses delivery/payment methods on the same page, rather than having to do a separate step for each.

Features

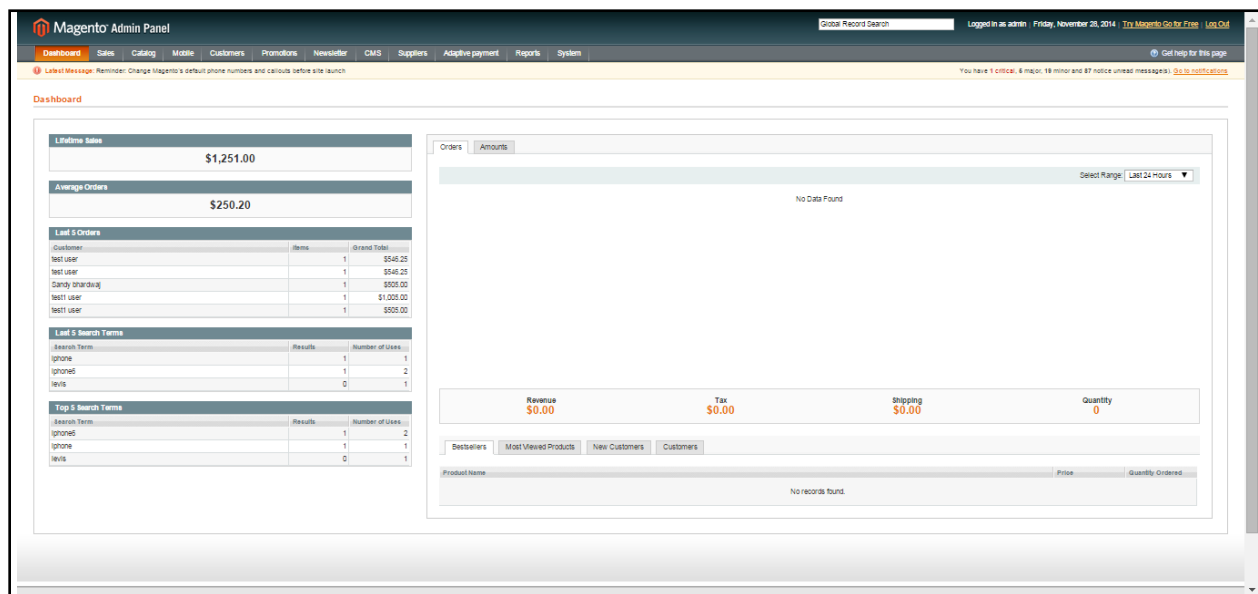
- Extension can be enabled/disabled by the admin
- Reduce checkout steps from six to one
- Just a single step to complete checkout
- Simplify the checkout process
- Set title for the Quick Checkout page
- Full support for registration (creating new account and logging in)
- Able to set the text for the login link
- Give the content of Quick Checkout of your own choice and enable/disable the content
- Options to enable/disable following sections on checkout page: login link, billing detail, coupon usage, newsletter subscription, and customer registration, express heard, product quantity increment and decrement functionality, customer's comments and auto password generator
- Allow customer to enter a coupon code directly in the checkout page
- Enable checkbox for newsletter subscription
- Allow customer to enter comment for the order
- Allow customer to select gift wrap option for the order
- Auto-update prices and totals when choosing gift wrap and shipping/payment method
- Auto-update available for shipping rates when user chooses country, zip code or region or changes the product quantity
- Able to add different messages for Ajax loader used to update each field
- Easily modify CSS / layout with regular Magento templates and CSS file

1. Configuration

To access the Magento backend administration environment



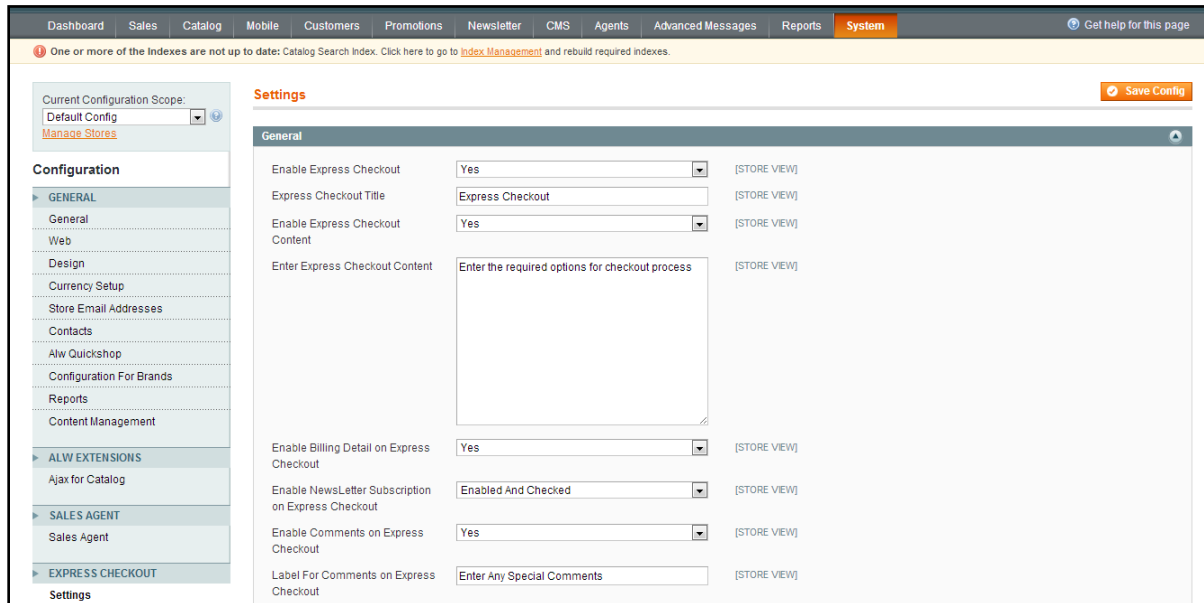
a) Log in using the user name and password



b) Click the Login button to display the administration panel

1.1 Admin details

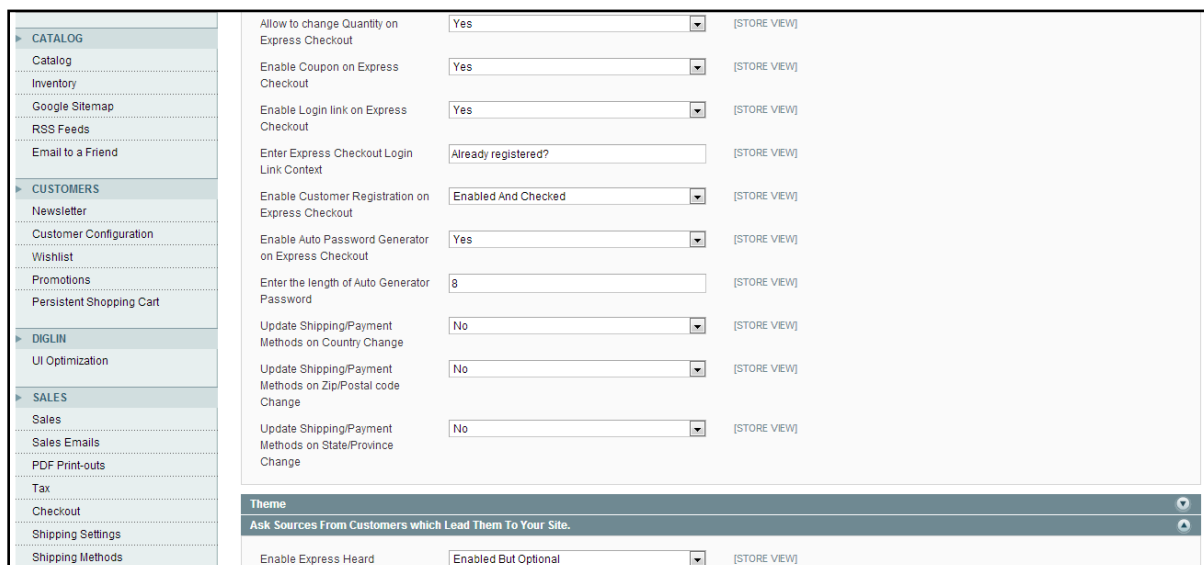
System > Configuration > Quick Checkout > Settings



The screenshot shows the Magento Admin interface with the 'System' menu selected. The 'Settings' page for 'Express Checkout' is displayed. The left sidebar shows the navigation menu with 'EXPRESS CHECKOUT' selected. The main content area shows the 'General' settings for 'Express Checkout'.

Setting Name	Value	Store View
Enable Express Checkout	Yes	[STORE VIEW]
Express Checkout Title	Express Checkout	[STORE VIEW]
Enable Express Checkout Content	Yes	[STORE VIEW]
Enter Express Checkout Content	Enter the required options for checkout process	[STORE VIEW]
Enable Billing Detail on Express Checkout	Yes	[STORE VIEW]
Enable Newsletter Subscription on Express Checkout	Enabled And Checked	[STORE VIEW]
Enable Comments on Express Checkout	Yes	[STORE VIEW]
Label For Comments on Express Checkout	Enter Any Special Comments	[STORE VIEW]

- Option to enable/disable the extension
- Set title for checkout page
- Enable/disable content on checkout page
- Add content on checkout page
- Enable/disable billing detail review on checkout page
- Enable/disable newsletter subscription option
- Enable/disable option to add comments on checkout page
- Add label for comments



The screenshot shows the Magento Admin interface with the 'Settings' page for 'Shipping Methods' displayed. The left sidebar shows the navigation menu with 'Shipping Methods' selected. The main content area shows the 'Shipping Methods' settings.

Setting Name	Value	Store View
Allow to change Quantity on Express Checkout	Yes	[STORE VIEW]
Enable Coupon on Express Checkout	Yes	[STORE VIEW]
Enable Login link on Express Checkout	Yes	[STORE VIEW]
Enter Express Checkout Login Link Context	Already registered?	[STORE VIEW]
Enable Customer Registration on Express Checkout	Enabled And Checked	[STORE VIEW]
Enable Auto Password Generator on Express Checkout	Yes	[STORE VIEW]
Enter the length of Auto Generator Password	8	[STORE VIEW]
Update Shipping/Payment Methods on Country Change	No	[STORE VIEW]
Update Shipping/Payment Methods on Zip/Postal code Change	No	[STORE VIEW]
Update Shipping/Payment Methods on State/Province Change	No	[STORE VIEW]
Theme	Ask Sources From Customers which Lead Them To Your Site.	
Enable Express Heard	Enabled But Optional	[STORE VIEW]

- It allows changing quantity of products on checkout page
- Enable/disable use of coupon on checkout page
- Enable/disable login link on checkout page
- Add content for login link
- Enable/disable customer's registration on checkout page
- Enable/disable auto password generator in case of registration
- Admin can set length for auto password generation
- Enable/disable the update of shipping/payment methods on change of country, zip/postal code and state/province

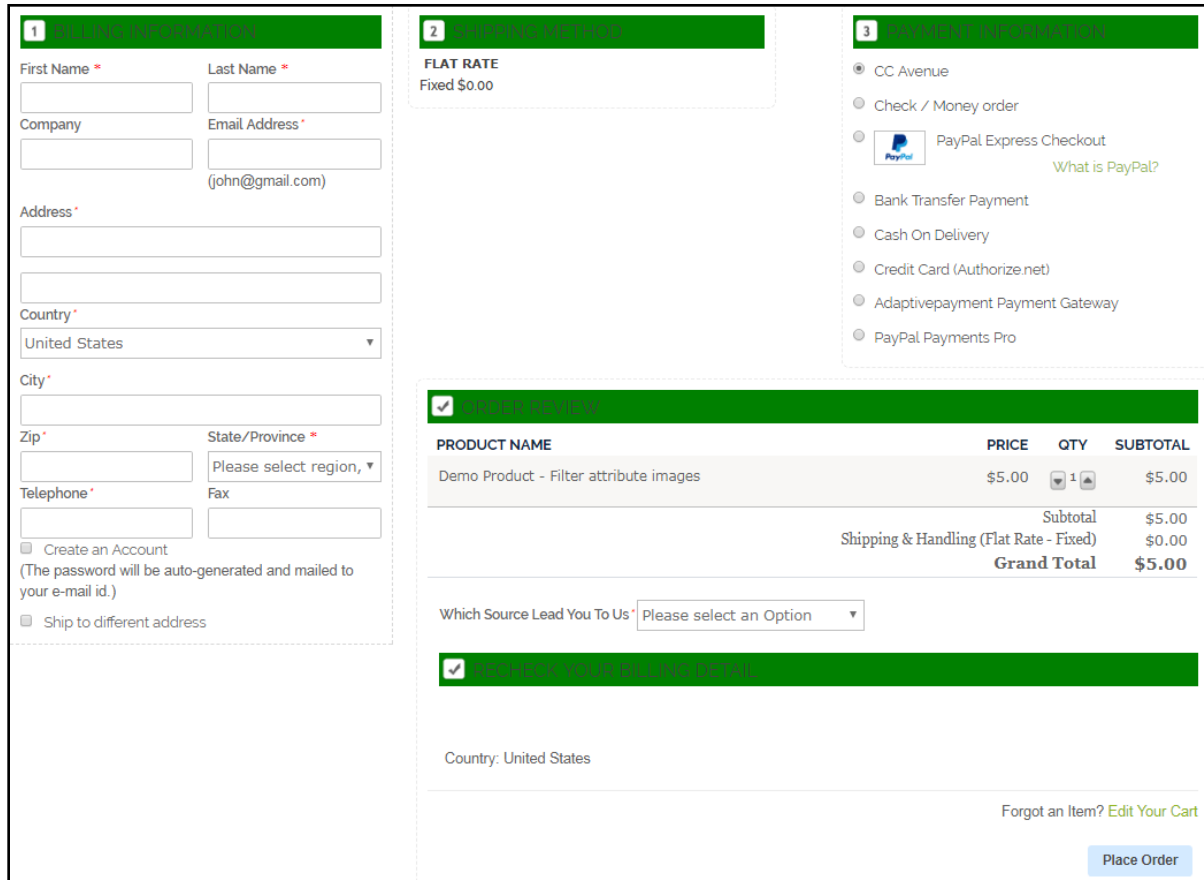
<ul style="list-style-type: none"> Payment Services Moneybookers SERVICES Magento Core API OAuth ADVANCED Admin System Advanced Developer 	<p>Enter The Well Known Sources For Quick Heard</p> <p>Google, Magazine Advertising, Newspaper, Friend</p> <p>[STORE VIEW]</p>
	<p>▲ Seperate each option with comma Example Google, Magazine Advertising, Newspaper Please don't include the option Others</p>
	<p>Gift Wrap Option</p> <p>Enable Gift Wrap Option <input type="text" value="Yes"/> [STORE VIEW]</p> <p>Gift Wrap Price <input type="text" value="200"/> [STORE VIEW]</p>
	<p>Ajax Loading Message</p> <p>Login Validation <input type="text"/> [STORE VIEW]</p> <p>Forgot Password Loading <input type="text"/> [STORE VIEW]</p> <p>Shipping Method <input type="text"/> [STORE VIEW]</p> <p>Payment Method <input type="text"/> [STORE VIEW]</p> <p>Review Order <input type="text"/> [STORE VIEW]</p> <p>Order Submission <input type="text"/> [STORE VIEW]</p>

- Enable/disable option for source which leads users to the site(express heard)
- Admin can set label for express heard
- Enter the well known sources for express heard with each option separated by comma
- Enable/disable gift wrap option for order
- Admin can set gift wrap price for the order
- Admin can apply Ajax loading messages on login validation; forget password loading, update of shipping method, payment method, order review and order submission

2. Frontend

After hitting on process to checkout, customers will be redirect into the Secured checkout page

The checkout page includes 3 steps: Billing Information, Shipping Method, Payment Method and Order Review



The screenshot displays the checkout process in three numbered steps:

- Step 1: Billing Information** - Includes fields for First Name, Last Name, Company, Email Address, Address, Country (United States), City, Zip, State/Province, Telephone, and Fax. It also has checkboxes for "Create an Account" and "Ship to different address".
- Step 2: Shipping Method** - Shows a "FLAT RATE" shipping method for a fixed cost of \$0.00.
- Step 3: Payment Method** - Lists various payment options: CC Avenue, Check / Money order, PayPal Express Checkout, Bank Transfer Payment, Cash On Delivery, Credit Card (Authorize.net), Adaptivepayment Payment Gateway, and PayPal Payments Pro.

Below the payment methods, there is a table for the order summary:

PRODUCT NAME	PRICE	QTY	SUBTOTAL
Demo Product - Filter attribute images	\$5.00	1	\$5.00
Subtotal			\$5.00
Shipping & Handling (Flat Rate - Fixed)			\$0.00
Grand Total			\$5.00

At the bottom of the form, there is a "Place Order" button and a "Forgot an Item? Edit Your Cart" link.

- **Name & Address:** Customers can enter shipping address
- **Shipping Method:** Can select shipping method, discount code and can comment using comment box
- **Payment Method:** When customer will enter shipping address and shipping method after that payment method will enable for the payment options
- **Order Review:** Customer order detail will display with subtotal, shipping amount and order total

3. Steps of Quick Checkout

3.1 Name & Address

1 BILLING INFORMATION

First Name *	Last Name *
<input type="text"/>	<input type="text"/>
Company	Email Address *
<input type="text"/>	<input type="text"/>
	(john@gmail.com)
Address *	
<input type="text"/>	
<input type="text"/>	
Country *	
United States ▼	
City *	
<input type="text"/>	
Zip *	State/Province *
<input type="text"/>	Please select region, ▼
Telephone *	Fax
<input type="text"/>	<input type="text"/>
<input type="checkbox"/> Create an Account (The password will be auto-generated and mailed to your e-mail id.)	
<input type="checkbox"/> Ship to different address	

General tabs in Name & Address

- **First name:** Enter first name of the customer
- **Last Name:** Enter last name of the customer
- **Company:** Enter company name of the customer
- **Street Address:** Enter full address for shipping
- **City:** Enter city name for shipping address
- **State/Province:** Select state or Province
- **Country:** Select country for shipping
- **Zip/Postal Code:** Enter Zip/Postal code
- **Phone Number:** Enter phone number of the customer

3.2 Shipping Method



2 SHIPPING METHOD

FLAT RATE


Fixed \$0.00

General tabs in Shipping Method

- **Shipping method:** All the shipping method which are enabled by admin

3.3 Payment Method

3 PAYMENT INFORMATION

- CC Avenue
- Check / Money order
-  PayPal Express Checkout [What is PayPal?](#)
- Bank Transfer Payment
- Cash On Delivery
- Credit Card (Authorize.net)
- Adaptivepayment Payment Gateway
- PayPal Payments Pro

All the payment methods which are enabling from admin area will be display on checkout page

3.4 Order Review

ORDER REVIEW

PRODUCT NAME	PRICE	QTY	SUBTOTAL
Demo Product - Filter attribute images	\$5.00	<input type="button" value="▼"/> 1 <input type="button" value="▲"/>	\$5.00
		Subtotal	\$5.00
		Shipping & Handling (Flat Rate - Fixed)	\$0.00
		Grand Total	\$5.00

Which Source Lead You To Us:

RECHECK YOUR BILLING DETAIL

Country: United States

Forgot an Item? [Edit Your Cart](#)

Order detail with product name, QTY, subtotal, shipping amount and order total will display in order review section.