

# Advanced Breadcrumbs for Magento 2.x

## User Guide

### Extension Overview

The extension is aimed to improve the breadcrumbs flow in Magento. The main feature is to display a full path to the product in breadcrumbs even when the visitor comes from an external page, direct link, etc. Additionally, it allows adding multiple links to breadcrumbs on static pages and also to display breadcrumbs on other pages like customer account, cart, contacts, etc.

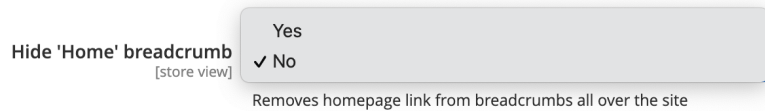
### Feature List:

- Always displays full breadcrumb paths on product page;
- Adds SEO structured data markup (rich snippets);
- Possibility to display multiple breadcrumbs paths on product pages;
- Possibility to select a preferred breadcrumbs trail for each product;
- Adds a special breadcrumb link for search results;
- Adds breadcrumbs to customer account pages;
- Adds breadcrumbs to the cart page;
- Adds breadcrumbs on any other pages;
-

# Extension Settings

Go to *Stores > Configuration > MagestyApps Extensions > Advanced Breadcrumbs* in your Magento admin area in order to see the extension's general settings.

## General Settings




**Hide 'Home' breadcrumb** - removes the homepage link from breadcrumbs.

When set to 'No' (regular behavior):

[Home](#) > [Gear](#) > [Bags](#) > Fusion Backpack

When set to 'Yes':

[Gear](#) > [Bags](#) > Fusion Backpack



**Add structured data (rich snippets)** - enable/disable [structured data markup for breadcrumb](#) links.

When set to 'No' (regular behavior):

[www.example.com](#) > [fusion-backpack.html](#) ←

**Beat Pro Backpack | Drummer Backpack | Fusion Bags ...**

Beat Pro **Backpack** This bag was specifically designed for the gigging drummer who needs to carry not only their sticks to a performance but a laptop, cables and ...

★★★★★ Rating: 5 · 12 votes · £76.70 · In stock

When set to 'Yes':

www.example.com › Gear › Bags  

## [Beat Pro Backpack | Drummer Backpack | Fusion Bags ...](#)

Beat Pro **Backpack** This bag was specifically designed for the gigging drummer who needs to carry not only their sticks to a performance but a laptop, cables and ...

★★★★★ Rating: 5 · 12 votes · £76.70 · In stock

## Product Page Breadcrumbs

Display all available paths [store view]

Yes  
 No

When a product is assigned to multiple categories, it will display all the available category paths

**Display all available paths** - this setting is needed when a product is assigned to multiple categories. If it is set to “No” then only one category path will be displayed. If “Yes” then all the available paths will be displayed.

*When set to ‘Yes’:*

Home > Gear > Fitness Equipment  
Home > Gear > Bags  
Home > Men > Accessories

*When set to ‘No’ (regular behavior):*

Home > Gear > Bags > Fusion Backpack

---

Hide duplicated categories [store view]

Yes  
 No

When there are multiple paths that contain the same category, it will display only the first instance of the category link

**Hide duplicate categories** - this setting allows to hide duplicated categories when multiple breadcrumbs paths are displayed. Please, note that this setting is visible only when **Show only one path** is set to **No**.

NOTE: this setting is available only when **Display all available paths** is set to **Yes**

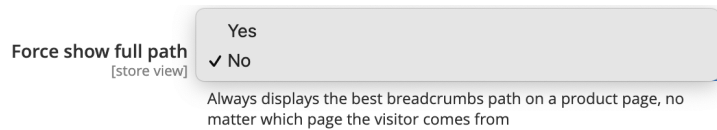
*When set to ‘Yes’:*

Home > Gear > Fitness Equipment  
                  > Bags  
Home > Accessories

When set to 'No':

Home > Gear > Fitness Equipment  
Home > Gear > Bags  
Home > Men > Accessories

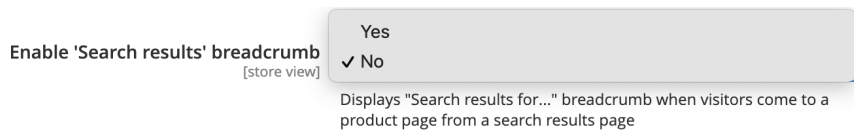
---



**Force show full path** - always shows the best breadcrumbs path on the product page, no matter which page the visitor comes from.

NOTE: this setting is available only when **Display all available paths** is set to **NO**

---

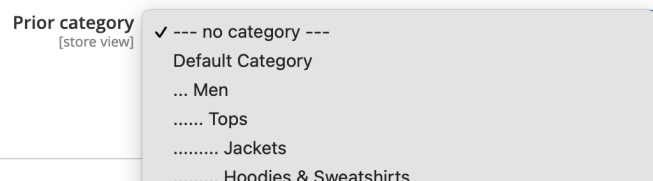


**Enable 'Search results' breadcrumb** - this setting allows to show “Search Results for...” in the breadcrumbs panel when a user comes to the product from a search results page.

NOTE: this setting is available only when **Force show full path** is set to

Home > Search results for: 'fusion' > Fusion Backpack

---



**Prior category** - if the “Show only one path” setting is set to “Yes” then you can choose the prior category for breadcrumbs. The longest path which includes the selected category will be shown.

## Breadcrumbs on Additional Pages

Customer Account pages  Yes  
[store view]  No

**Customer Account pages** - adds breadcrumbs block to all the customer account pages.

---

Cart page  Yes  
[store view]  No

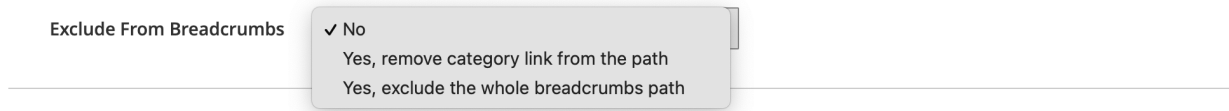
**Cart Page** - adds breadcrumbs to cart the shopping cart page.

---

Contact Us page  Yes  
[store view]  No

**Contact Us page** - adds breadcrumbs to "Contact Us" page.

## Excluding Categories from Breadcrumbs



If you go to *Catalog > Categories* and select a category, you will find a new attribute called **'Exclude From Breadcrumbs'** under the *Search Engine Optimization* tab. The attribute has 3 options available:

**No** - regular behavior. The category link will be displayed in breadcrumbs if it is available.

**Yes, remove category link from the path** - the category link will be removed from the breadcrumbs path, but all the other links in the path will be displayed as regular..

**Yes, exclude the whole breadcrumbs path** - if there is a breadcrumbs path that includes the category, then the path will not be displayed on the frontend.